

**Onshore Grab Sample**

**Sample:** LE-55-BB  
**Sample Taken By:** D. Phelps  
**Sample Collected On:** 1/14/10  
**Splits?** N/A

**County:** Lee  
**Latitude:** 26° 20' 21.3"  
**Longitude:** 82° 50' 58"  
**Datum:** WGS 84  
**Surf. Elev:** N/A  
**Datum:** N/A

**Fine Data Summary**

Total Sample Weight 78.057 grams  
Total Fines in Sample 0.141 grams  
Total Percent Fines 0.18 %

**Dry Sieving Summary**

Total Sample Weight 77.973 grams  
Total Digested Weight 24.069 grams  
Total Carbonate Weight 53.904 grams  
Total Silica % 30.87 %  
Total Carbonate % 69.13 %  
Carbonate/Silica Ratio 2.240

**General Comments:**

<2.25 phi includes 2 large shells ~1" diam weighing 15.171g

**Description**

Worked By: M. Ladle

# Pre-Digestion Grain Size Distribution

Onshore Grab Sample

Sample: LE-55-BB

Total Sample Mass: 77.973 grams

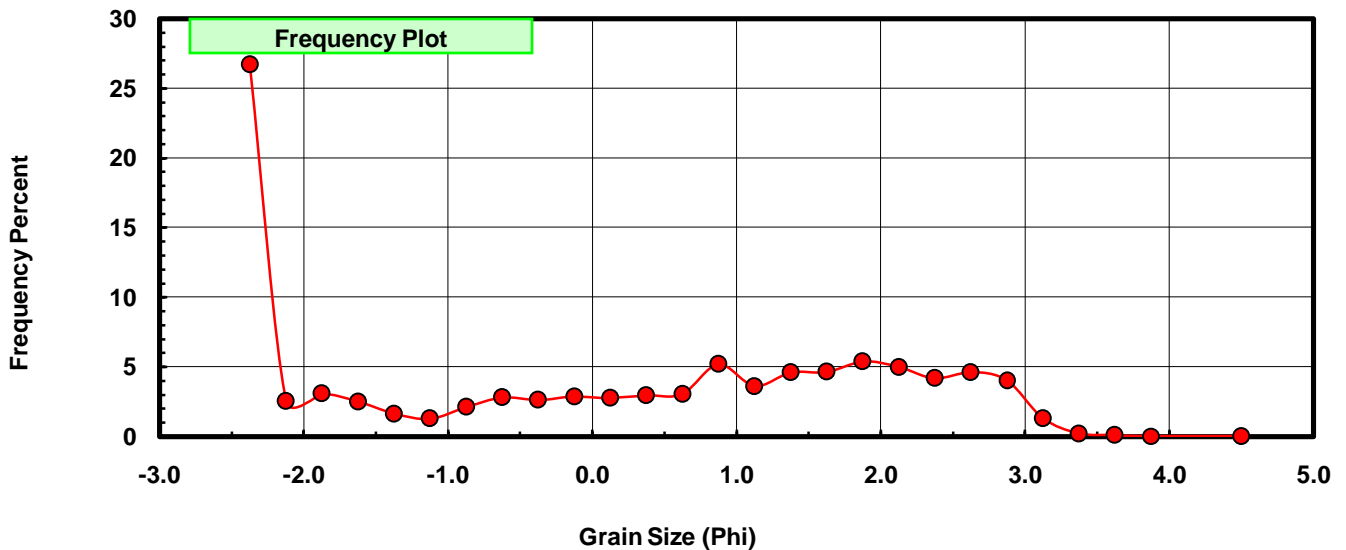
Sieve Size (phi)	Sieve Midpt (phi)	Weight (grams)	Freq Weight %	Cumulative Weight %
-2.25	-2.375	20.809	26.687	26.687
-2.00	-2.125	1.983	2.543	29.231
-1.75	-1.875	2.410	3.091	32.321
-1.50	-1.625	1.957	2.510	34.831
-1.25	-1.375	1.285	1.648	36.479
-1.00	-1.125	1.002	1.285	37.764
-0.75	-0.875	1.651	2.117	39.882
-0.50	-0.625	2.198	2.819	42.701
-0.25	-0.375	2.050	2.629	45.330
0.00	-0.125	2.252	2.888	48.218
0.25	0.125	2.168	2.780	50.998
0.50	0.375	2.306	2.957	53.956
0.75	0.625	2.380	3.052	57.008
1.00	0.875	4.050	5.194	62.202
1.25	1.125	2.819	3.615	65.818
1.50	1.375	3.597	4.613	70.431
1.75	1.625	3.616	4.638	75.068
2.00	1.875	4.200	5.386	80.455
2.25	2.125	3.893	4.993	85.448
2.50	2.375	3.273	4.198	89.645
2.75	2.625	3.602	4.620	94.265
3.00	2.875	3.133	4.018	98.283
3.25	3.125	1.030	1.321	99.604
3.50	3.375	0.176	0.226	99.829
3.75	3.625	0.082	0.105	99.935
4.00	3.875	0.033	0.042	99.977
5.00	4.50	0.018	0.023	100.000

Statistical Results			
Mean:	-0.0158	phi	(1.011 mm)
Standard Dev:	1.9273	phi-units	(0.2629 mm)
Skewness:	0.0207	dimensionless	
Kurtosis:	1.4779	dimensionless	
5th Moment:	0.2539	dimensionless	
6th Moment:	2.5231	dimensionless	
RARD *	121.7703	dimensionless	
Median	0.0352	phi	(0.9759 mm)

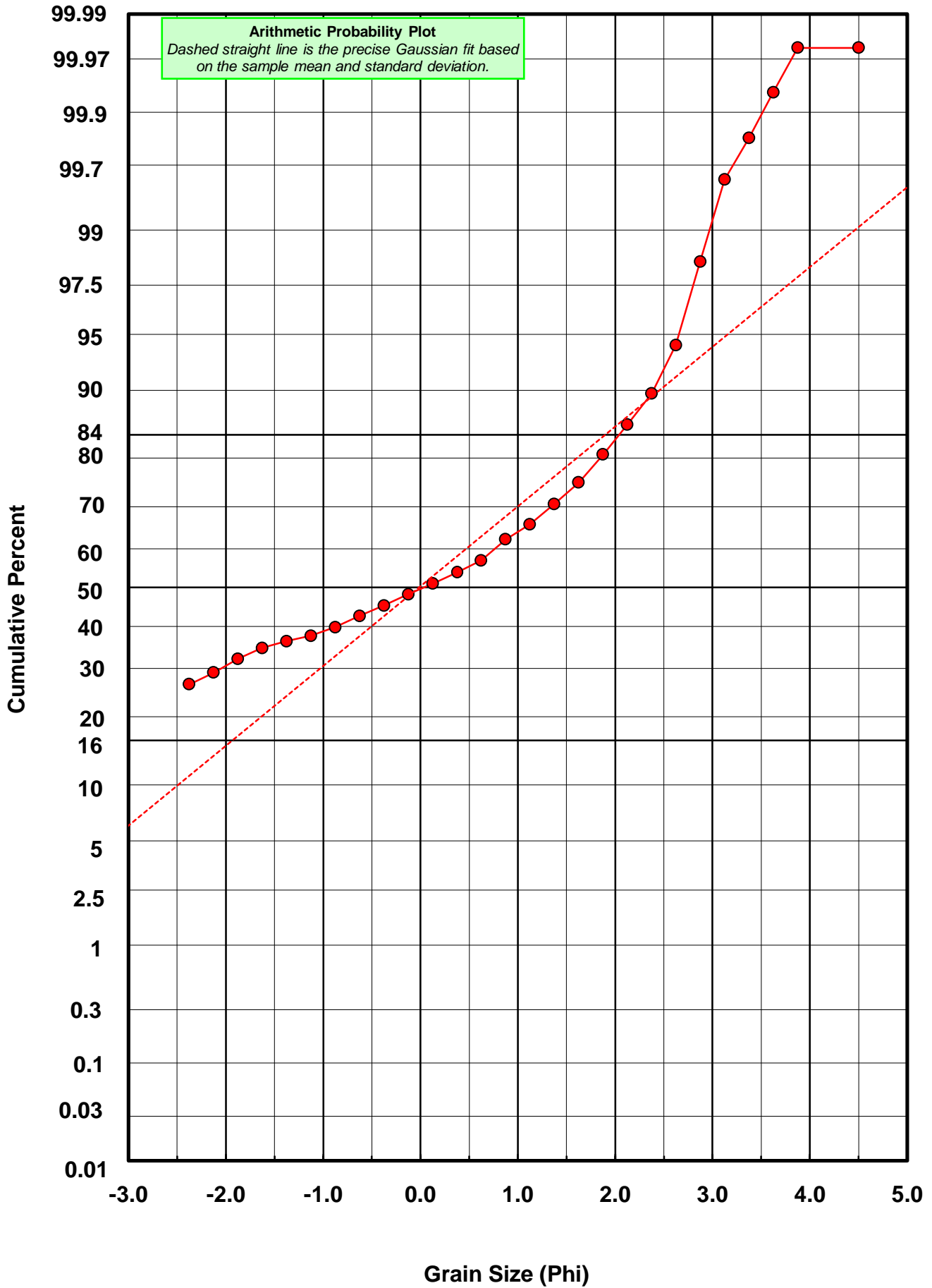
\* RARD = reciprocal absolute relative dispersion (see below)

Statistical Explanation	
Calculations based on the Method of Moments	
Skewness: 3rd Stand. Moment; Exact Gaussian = 0.0	
Kurtosis: 4th Stand. Moment; Exact Gaussian = 3.0	
For Further Explanation, See Basille et al. 2002	
Millimeter data calculated by $mm = 2^{(-\phi)}$	

Reciprocal Absolute Relative Dispersion (RARD) Scale	
< 0.5	Excellent homogeneity (e.g., beaches)
0.5 to 1.0	Good homogeneity
1.0 to 1.33	Fair homogeneity
> 1.33	Poor homogeneity (e.g., glacial)



# LE-55-BB



# Carbonate Grain Size Distribution

Onshore Grab Sample

Sample: LE-55-BB

Total Carbonate Mass: 53.998 grams

% Carbonate: 69.1 %

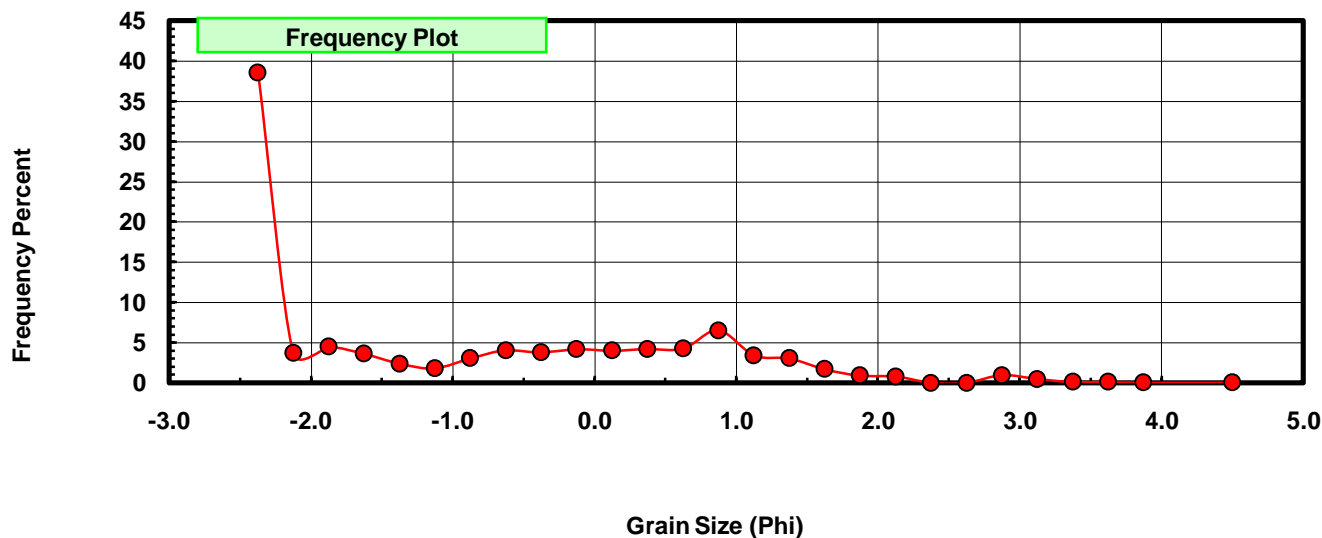
Sieve Size (phi)	Sieve Midpt (phi)	Weight (grams)	Freq Weight %	Cumulative Weight %
-2.25	-2.375	20.809	38.537	38.537
-2.00	-2.125	1.983	3.672	42.209
-1.75	-1.875	2.410	4.463	46.672
-1.50	-1.625	1.957	3.624	50.296
-1.25	-1.375	1.285	2.380	52.676
-1.00	-1.125	0.983	1.820	54.496
-0.75	-0.875	1.651	3.058	57.554
-0.50	-0.625	2.190	4.056	61.610
-0.25	-0.375	2.043	3.783	65.393
0.00	-0.125	2.246	4.159	69.553
0.25	0.125	2.165	4.009	73.562
0.50	0.375	2.272	4.208	77.770
0.75	0.625	2.299	4.258	82.027
1.00	0.875	3.522	6.522	88.550
1.25	1.125	1.840	3.408	91.957
1.50	1.375	1.637	3.032	94.989
1.75	1.625	0.907	1.680	96.668
2.00	1.875	0.489	0.906	97.574
2.25	2.125	0.424	0.785	98.359
2.50	2.375	0.000	0.000	98.359
2.75	2.625	0.000	0.000	98.359
3.00	2.875	0.501	0.928	99.287
3.25	3.125	0.240	0.444	99.731
3.50	3.375	0.061	0.113	99.844
3.75	3.625	0.048	0.089	99.933
4.00	3.875	0.021	0.039	99.972
5.00	4.500	0.015	0.028	100.000

Statistical Results			
Mean:	-0.9647	phi	(1.9517 mm)
Standard Dev:	1.5026	phi-units	(0.3529 mm)
Skewness:	0.6329	dimensionless	
Kurtosis:	2.1988	dimensionless	
5th Moment:	3.7112	dimensionless	
6th Moment:	9.7321	dimensionless	
RARD *	1.5575	dimensionless	
Median	-1.6454	phi	(3.1284 mm)

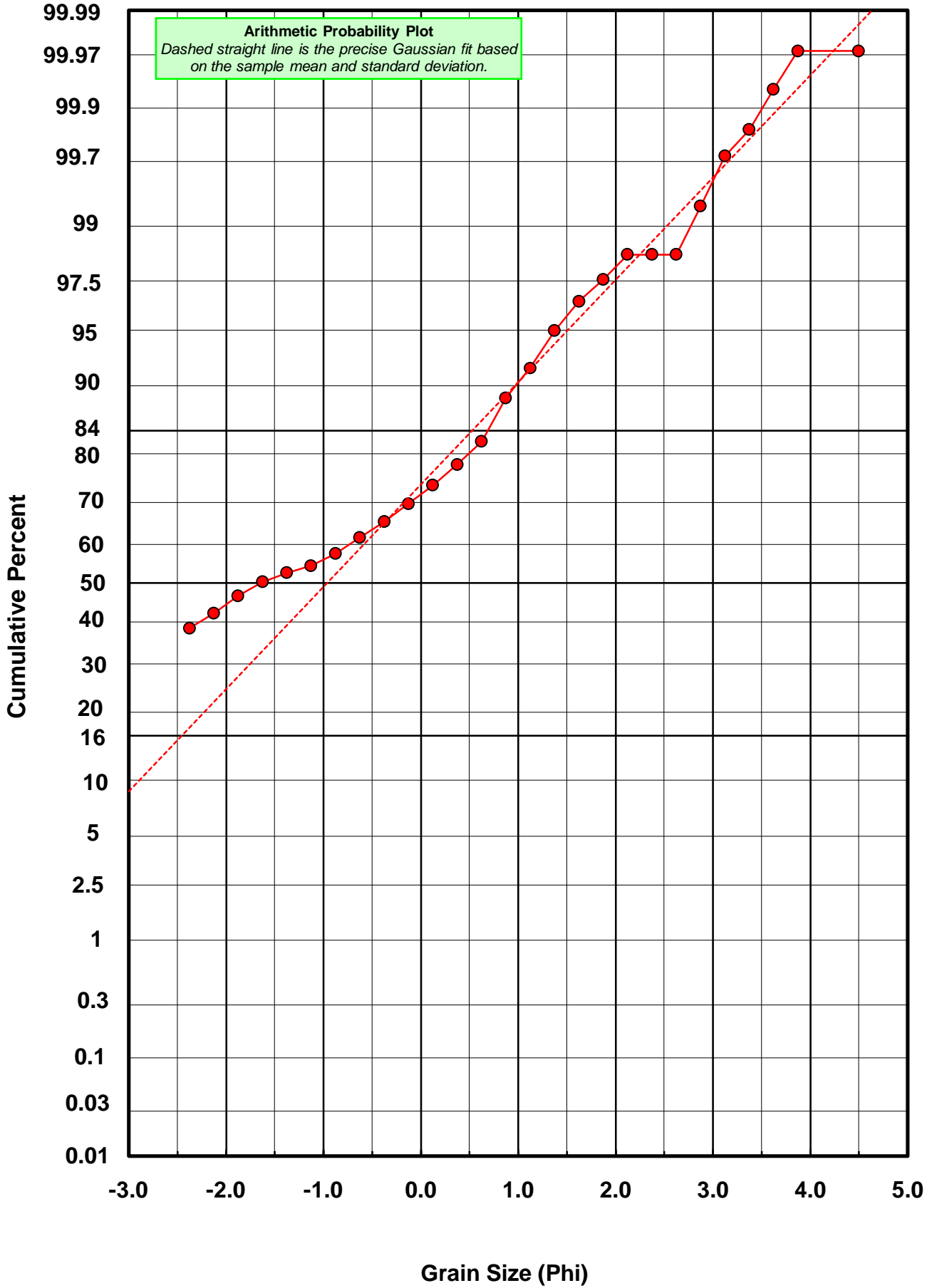
\* RARD = reciprocal absolute relative dispersion (see below)

Statistical Explanation	
Calculations based on the Method of Moments	
Skewness: 3rd Stand. Moment; Exact Gaussian = 0.0	
Kurtosis: 4th Stand. Moment; Exact Gaussian = 3.0	
For Further Explanation, See Basille et al. 2002	
Millimeter data calculated by $mm = 2^{-(\phi)}$	

Reciprocal Absolute Relative Dispersion (RARD) Scale	
< 0.5	Excellent homogeneity (e.g., beaches)
0.5 to 1.0	Good homogeneity
1.0 to 1.33	Fair homogeneity
> 1.33	Poor homogeneity (e.g., glacial)



# LE-55-BB



# Post-Digestion Grain Size Distribution

Onshore Grab Sample

Sample: LE-55-BB

Total Digested Mass: 24.069 grams

% Silica: 30.9 %

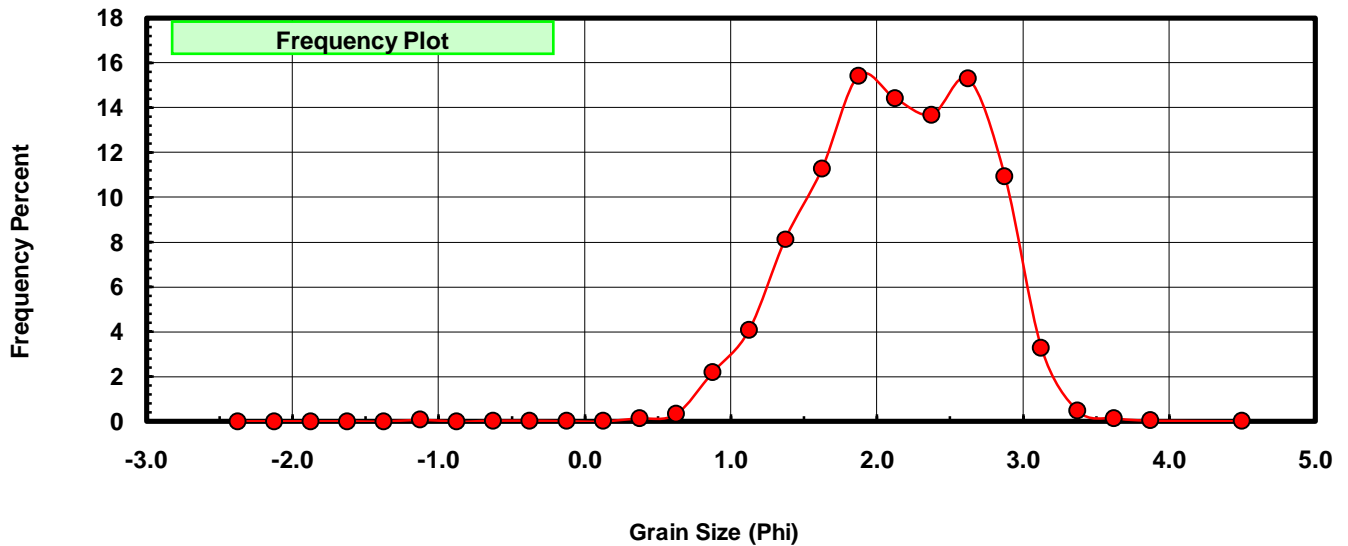
Sieve Size (phi)	Sieve Midpt (phi)	Weight (grams)	Freq Weight %	Cumulative Weight %
-2.25	-2.375	0.000	0.000	0.000
-2.00	-2.125	0.000	0.000	0.000
-1.75	-1.875	0.000	0.000	0.000
-1.50	-1.625	0.000	0.000	0.000
-1.25	-1.375	0.000	0.000	0.000
-1.00	-1.125	0.019	0.079	0.079
-0.75	-0.875	0.000	0.000	0.079
-0.50	-0.625	0.008	0.033	0.112
-0.25	-0.375	0.007	0.029	0.141
0.00	-0.125	0.006	0.025	0.166
0.25	0.125	0.003	0.012	0.179
0.50	0.375	0.034	0.141	0.320
0.75	0.625	0.081	0.337	0.656
1.00	0.875	0.528	2.194	2.850
1.25	1.125	0.979	4.067	6.918
1.50	1.375	1.960	8.143	15.061
1.75	1.625	2.709	11.255	26.316
2.00	1.875	3.711	15.418	41.734
2.25	2.125	3.469	14.413	56.147
2.50	2.375	3.290	13.669	69.816
2.75	2.625	3.679	15.285	85.101
3.00	2.875	2.632	10.935	96.036
3.25	3.125	0.790	3.282	99.319
3.50	3.375	0.115	0.478	99.796
3.75	3.625	0.034	0.141	99.938
4.00	3.875	0.012	0.050	99.988
5.00	4.500	0.003	0.012	100.000

Statistical Results			
Mean:	2.1232	phi	(0.2295 mm)
Standard Dev:	0.5946	phi-units	(0.6622 mm)
Skewness:	-0.3732	dimensionless	
Kurtosis:	3.2490	dimensionless	
5th Moment:	-6.3817	dimensionless	
6th Moment:	36.0306	dimensionless	
RARD *	0.2800	dimensionless	
Median	2.0184	phi	(0.2468 mm)

\* RARD = reciprocal absolute relative dispersion (see below)

Statistical Explanation	
Calculations based on the Method of Moments	
Skewness: 3rd Stand. Moment; Exact Gaussian = 0.0	
Kurtosis: 4th Stand. Moment; Exact Gaussian = 3.0	
For Further Explanation, See Basille et al. 2002	
Millimeter data calculated by $mm = 2^{-(\phi)}$	

Reciprocal Absolute Relative Dispersion (RARD) Scale	
< 0.5	Excellent homogeneity (e.g., beaches)
0.5 to 1.0	Good homogeneity
1.0 to 1.33	Fair homogeneity
> 1.33	Poor homogeneity (e.g., glacial)



# LE-55-BB

