

**Onshore Grab Sample**

**Sample:** LE-54-BB  
**Sample Taken By:** D. Phelps  
**Sample Collected On:** 1/14/10  
**Splits?** N/A

**County:** Lee  
**Latitude:** 26° 21' 8.2"  
**Longitude:** 82° 51' 21.1"  
**Datum:** WGS 84  
**Surf. Elev:** N/A  
**Datum:** N/A

**Fine Data Summary**

Total Sample Weight	79.193 grams
Total Fines in Sample	0.096 grams
Total Percent Fines	0.12 %

**Dry Sieving Summary**

Total Sample Weight	79.180 grams
Total Digested Weight	16.187 grams
Total Carbonate Weight	62.993 grams
Total Silica %	20.44 %
Total Carbonate %	79.56 %
Carbonate/Silica Ratio	3.892

**General Comments:**

<2.25 phi includes large shell ~1" diam weighing 9.803g

**Description**

Worked By: M. Ladle

# Pre-Digestion Grain Size Distribution

Onshore Grab Sample

Sample: LE-54-BB

Total Sample Mass: 79.180 grams

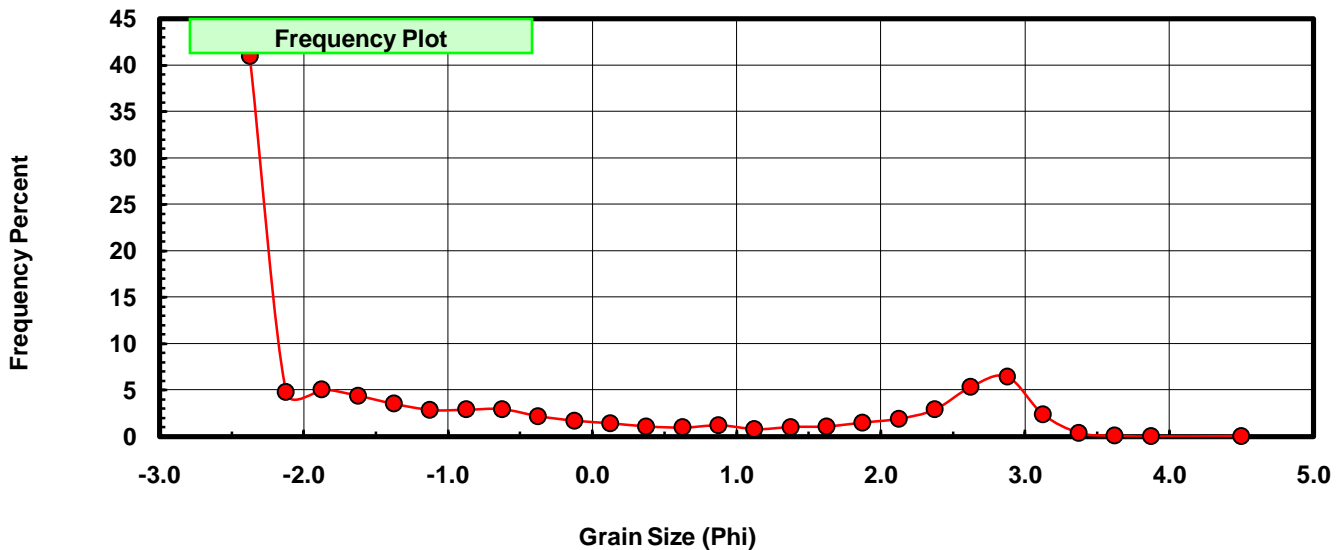
Sieve Size (phi)	Sieve Midpt (phi)	Weight (grams)	Freq Weight %	Cumulative Weight %
-2.25	-2.375	32.406	40.927	40.927
-2.00	-2.125	3.763	4.752	45.679
-1.75	-1.875	4.030	5.090	50.769
-1.50	-1.625	3.479	4.394	55.163
-1.25	-1.375	2.799	3.535	58.698
-1.00	-1.125	2.277	2.876	61.574
-0.75	-0.875	2.298	2.902	64.476
-0.50	-0.625	2.334	2.948	67.424
-0.25	-0.375	1.741	2.199	69.622
0.00	-0.125	1.344	1.697	71.320
0.25	0.125	1.128	1.425	72.744
0.50	0.375	0.850	1.074	73.818
0.75	0.625	0.768	0.970	74.788
1.00	0.875	0.972	1.228	76.015
1.25	1.125	0.641	0.810	76.825
1.50	1.375	0.805	1.017	77.842
1.75	1.625	0.855	1.080	78.921
2.00	1.875	1.192	1.505	80.427
2.25	2.125	1.519	1.918	82.345
2.50	2.375	2.306	2.912	85.258
2.75	2.625	4.225	5.336	90.594
3.00	2.875	5.111	6.455	97.048
3.25	3.125	1.904	2.405	99.453
3.50	3.375	0.307	0.388	99.841
3.75	3.625	0.081	0.102	99.943
4.00	3.875	0.017	0.021	99.965
5.00	4.50	0.028	0.035	100.000

Statistical Results			
Mean:	-0.7536	phi	(1.686 mm)
Standard Dev:	2.0055	phi-units	(0.249 mm)
Skewness:	0.8822	dimensionless	
Kurtosis:	2.1408	dimensionless	
5th Moment:	3.2626	dimensionless	
6th Moment:	6.2129	dimensionless	
RARD *	2.6614	dimensionless	
Median	-1.9128	phi	(3.7653 mm)

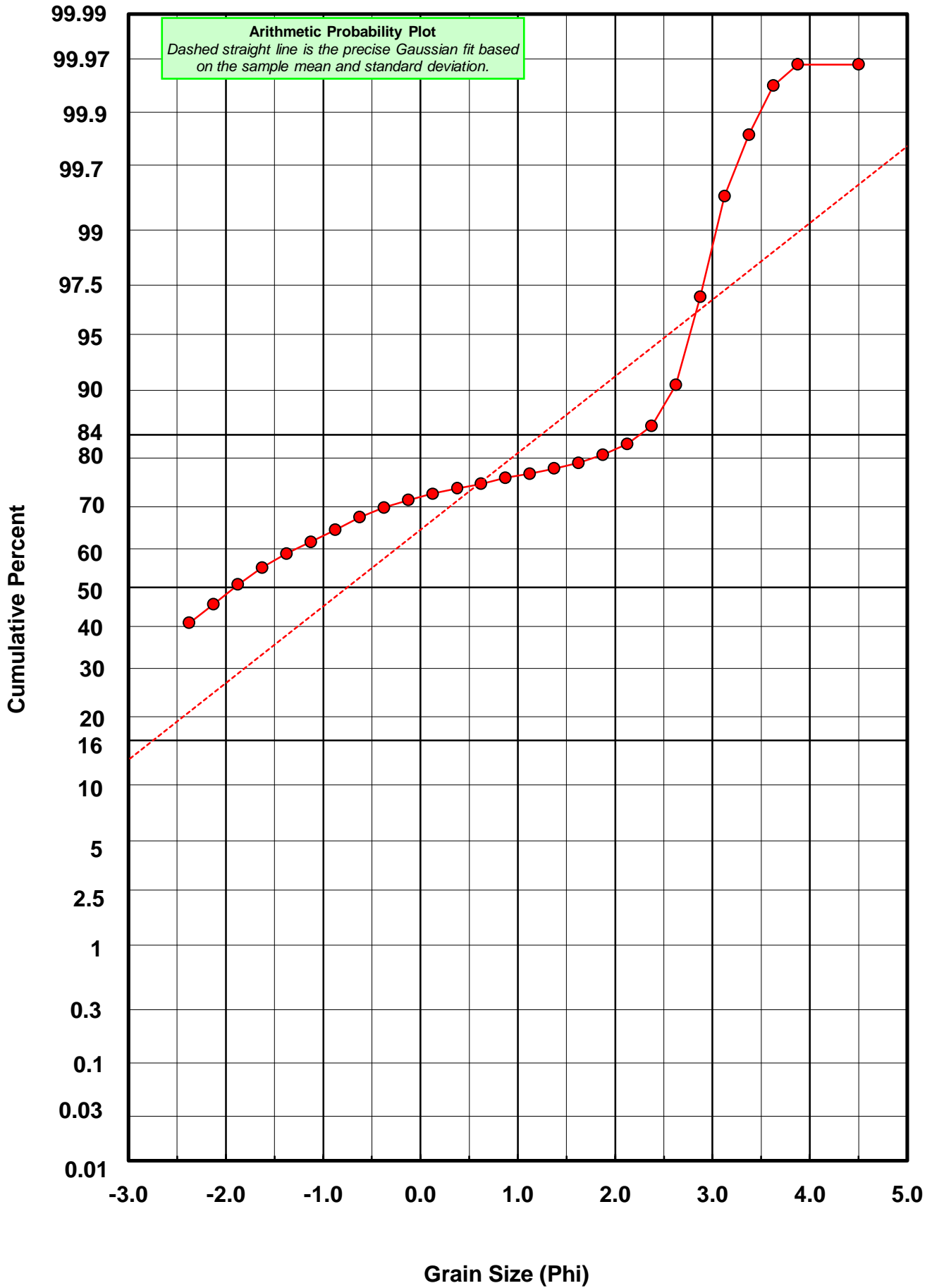
\* RARD = reciprocal absolute relative dispersion (see below)

Statistical Explanation	
Calculations based on the Method of Moments	
Skewness: 3rd Stand. Moment; Exact Gaussian = 0.0	
Kurtosis: 4th Stand. Moment; Exact Gaussian = 3.0	
For Further Explanation, See Basille et al. 2002	
Millimeter data calculated by $mm = 2^{(-phi)}$	

Reciprocal Absolute Relative Dispersion (RARD) Scale	
< 0.5	Excellent homogeneity (e.g., beaches)
0.5 to 1.0	Good homogeneity
1.0 to 1.33	Fair homogeneity
> 1.33	Poor homogeneity (e.g., glacial)



# LE-54-BB



# Carbonate Grain Size Distribution

Onshore Grab Sample

Sample: LE-54-BB

Total Carbonate Mass: 62.993 grams

% Carbonate: 79.6 %

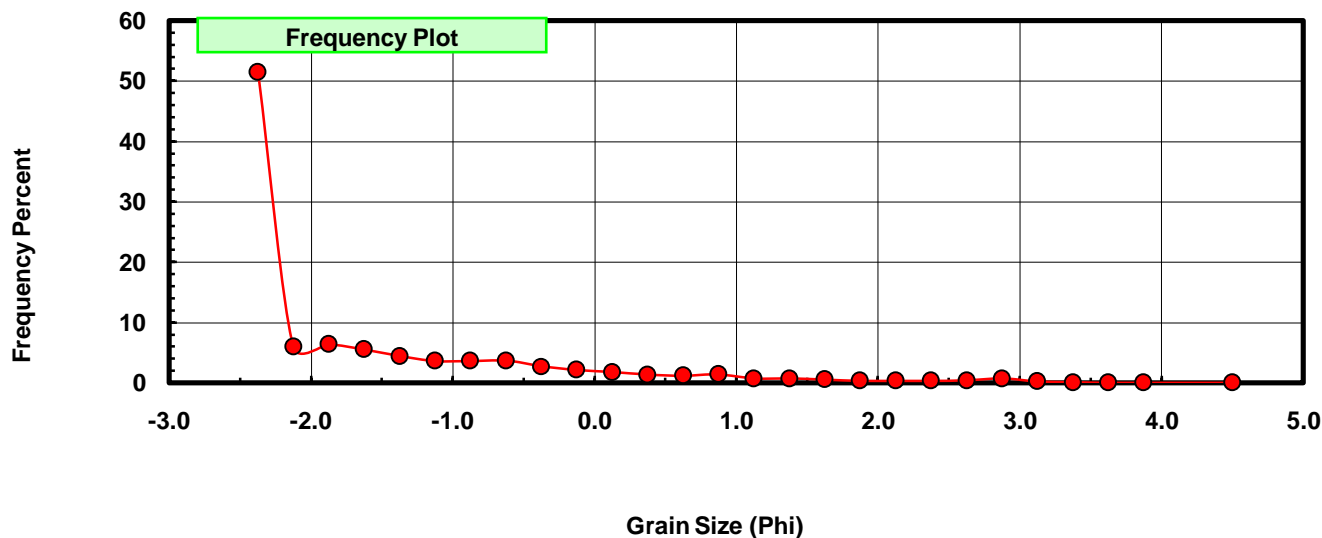
Sieve Size (phi)	Sieve Midpt (phi)	Weight (grams)	Freq Weight %	Cumulative Weight %
-2.25	-2.375	32.406	51.444	51.444
-2.00	-2.125	3.763	5.974	57.417
-1.75	-1.875	4.030	6.398	63.815
-1.50	-1.625	3.479	5.523	69.338
-1.25	-1.375	2.799	4.443	73.781
-1.00	-1.125	2.277	3.615	77.396
-0.75	-0.875	2.298	3.648	81.044
-0.50	-0.625	2.334	3.705	84.749
-0.25	-0.375	1.741	2.764	87.513
0.00	-0.125	1.344	2.134	89.646
0.25	0.125	1.113	1.767	91.413
0.50	0.375	0.841	1.335	92.748
0.75	0.625	0.751	1.192	93.941
1.00	0.875	0.882	1.400	95.341
1.25	1.125	0.471	0.748	96.088
1.50	1.375	0.465	0.738	96.827
1.75	1.625	0.342	0.543	97.370
2.00	1.875	0.222	0.352	97.722
2.25	2.125	0.206	0.327	98.049
2.50	2.375	0.216	0.343	98.392
2.75	2.625	0.262	0.416	98.808
3.00	2.875	0.458	0.727	99.535
3.25	3.125	0.171	0.271	99.806
3.50	3.375	0.068	0.108	99.914
3.75	3.625	0.024	0.038	99.952
4.00	3.875	0.006	0.010	99.962
5.00	4.500	0.024	0.038	100.000

Statistical Results			
Mean:	-1.6049	phi	(3.0417 mm)
Standard Dev:	1.1869	phi-units	(0.4392 mm)
Skewness:	1.8722	dimensionless	
Kurtosis:	6.3309	dimensionless	
5th Moment:	21.0549	dimensionless	
6th Moment:	75.9980	dimensionless	
RARD *	0.7396	dimensionless	
Median	-2.3083	phi	(4.9531 mm)

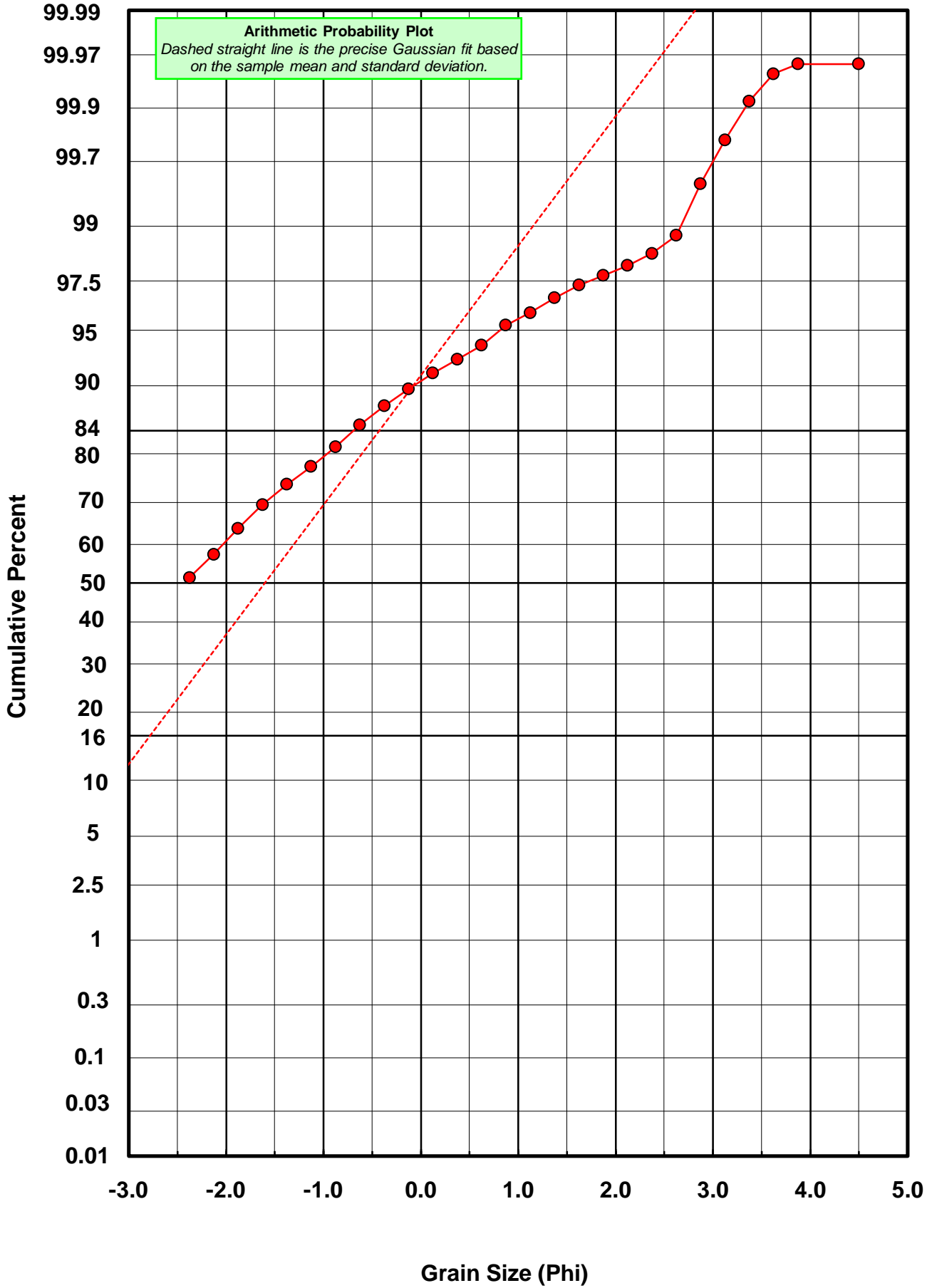
\* RARD = reciprocal absolute relative dispersion (see below)

Statistical Explanation	
Calculations based on the Method of Moments	
Skewness: 3rd Stand. Moment; Exact Gaussian = 0.0	
Kurtosis: 4th Stand. Moment; Exact Gaussian = 3.0	
For Further Explanation, See Basille et al. 2002	
Millimeter data calculated by $mm = 2^{-(\phi)}$	

Reciprocal Absolute Relative Dispersion (RARD) Scale	
< 0.5	Excellent homogeneity (e.g., beaches)
0.5 to 1.0	Good homogeneity
1.0 to 1.33	Fair homogeneity
> 1.33	Poor homogeneity (e.g., glacial)



# LE-54-BB



# Post-Digestion Grain Size Distribution

Onshore Grab Sample

Sample: LE-54-BB

Total Digested Mass: 16.187 grams

% Silica: 20.4 %

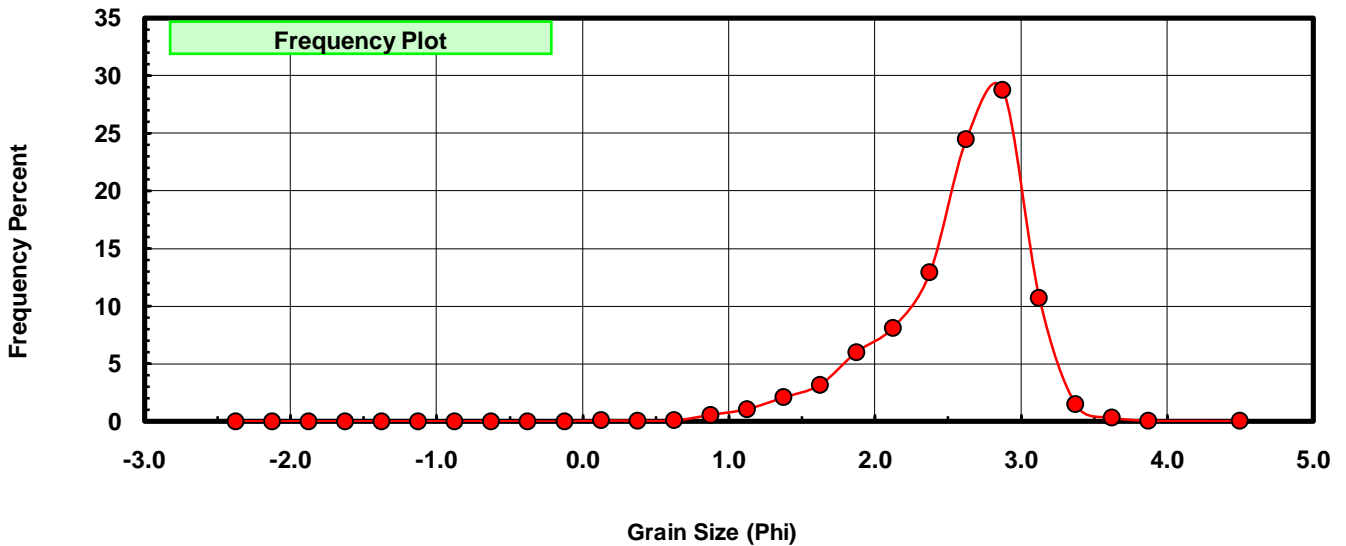
Sieve Size (phi)	Sieve Midpt (phi)	Weight (grams)	Freq Weight %	Cumulative Weight %
-2.25	-2.375	0.000	0.000	0.000
-2.00	-2.125	0.000	0.000	0.000
-1.75	-1.875	0.000	0.000	0.000
-1.50	-1.625	0.000	0.000	0.000
-1.25	-1.375	0.000	0.000	0.000
-1.00	-1.125	0.000	0.000	0.000
-0.75	-0.875	0.000	0.000	0.000
-0.50	-0.625	0.000	0.000	0.000
-0.25	-0.375	0.000	0.000	0.000
0.00	-0.125	0.000	0.000	0.000
0.25	0.125	0.015	0.093	0.093
0.50	0.375	0.009	0.056	0.148
0.75	0.625	0.017	0.105	0.253
1.00	0.875	0.090	0.556	0.809
1.25	1.125	0.170	1.050	1.860
1.50	1.375	0.340	2.100	3.960
1.75	1.625	0.513	3.169	7.129
2.00	1.875	0.970	5.992	13.122
2.25	2.125	1.313	8.111	21.233
2.50	2.375	2.090	12.912	34.145
2.75	2.625	3.963	24.483	58.627
3.00	2.875	4.653	28.745	87.373
3.25	3.125	1.733	10.706	98.079
3.50	3.375	0.239	1.476	99.555
3.75	3.625	0.057	0.352	99.907
4.00	3.875	0.011	0.068	99.975
5.00	4.500	0.004	0.025	100.000

Statistical Results			
Mean:	2.5594	phi	(0.1696 mm)
Standard Dev:	0.4996	phi-units	(0.7073 mm)
Skewness:	-1.0910	dimensionless	
Kurtosis:	4.4679	dimensionless	
5th Moment:	-11.2814	dimensionless	
6th Moment:	44.0232	dimensionless	
RARD *	0.1952	dimensionless	
Median	2.5369	phi	(0.1723 mm)

\* RARD = reciprocal absolute relative dispersion (see below)

Statistical Explanation	
Calculations based on the Method of Moments	
Skewness: 3rd Stand. Moment; Exact Gaussian = 0.0	
Kurtosis: 4th Stand. Moment; Exact Gaussian = 3.0	
For Further Explanation, See Basille et al. 2002	
Millimeter data calculated by $mm = 2^{-(\phi)}$	

Reciprocal Absolute Relative Dispersion (RARD) Scale	
< 0.5	Excellent homogeneity (e.g., beaches)
0.5 to 1.0	Good homogeneity
1.0 to 1.33	Fair homogeneity
> 1.33	Poor homogeneity (e.g., glacial)



# LE-54-BB

