

Onshore Grab Sample

Sample: LE-47-BB
Sample Taken By: D. Phelps
Sample Collected On: 1/14/10
Splits? N/A

County: Lee
Latitude: 26° 24' 14.8"
Longitude: 81° 53' 2.2"
Datum: WGS 84
Surf. Elev: N/A
Datum: N/A

Fine Data Summary

Total Sample Weight 70.552 grams
Total Fines in Sample 0.285 grams
Total Percent Fines 0.40 %

Dry Sieving Summary

Total Sample Weight 70.195 grams
Total Digested Weight 63.513 grams
Total Carbonate Weight 6.682 grams
Total Silica % 90.48 %
Total Carbonate % 9.52 %
Carbonate/Silica Ratio 0.105

General Comments:

None

Description

Worked By: M. Ladle

Pre-Digestion Grain Size Distribution

Onshore Grab Sample

Sample: LE-47-BB

Total Sample Mass: 70.195 grams

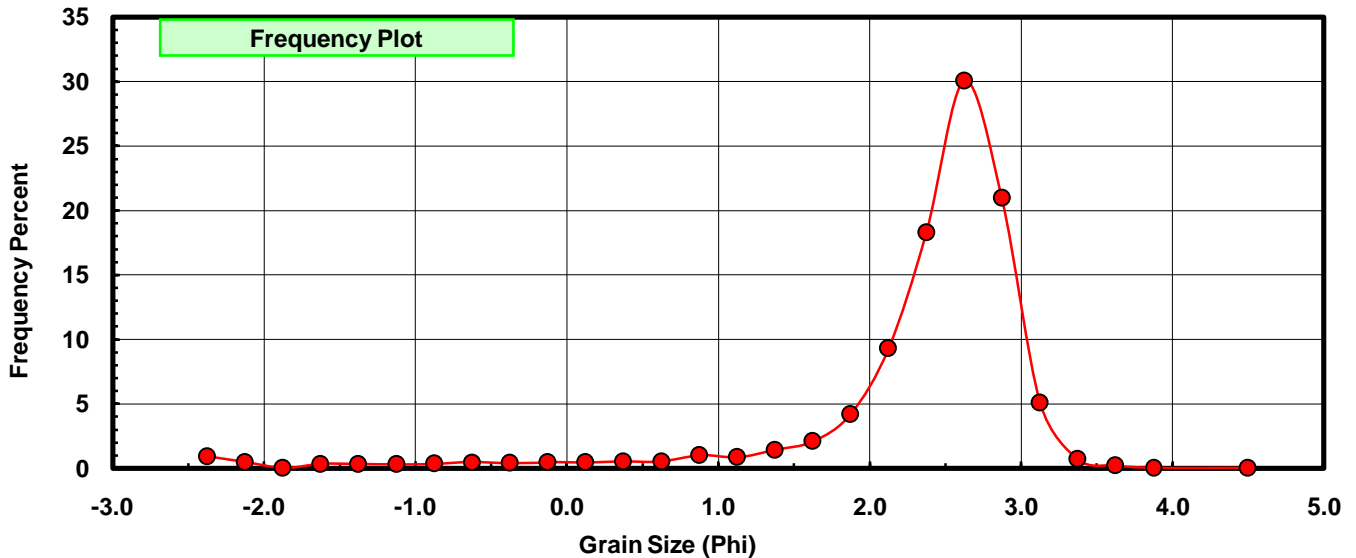
Sieve Size (phi)	Sieve Midpt (phi)	Weight (grams)	Freq Weight %	Cumulative Weight %
-2.25	-2.375	0.660	0.940	0.940
-2.00	-2.125	0.333	0.474	1.415
-1.75	-1.875	0.032	0.046	1.460
-1.50	-1.625	0.236	0.336	1.796
-1.25	-1.375	0.232	0.331	2.127
-1.00	-1.125	0.228	0.325	2.452
-0.75	-0.875	0.250	0.356	2.808
-0.50	-0.625	0.350	0.499	3.307
-0.25	-0.375	0.291	0.415	3.721
0.00	-0.125	0.328	0.467	4.188
0.25	0.125	0.324	0.462	4.650
0.50	0.375	0.379	0.540	5.190
0.75	0.625	0.374	0.533	5.723
1.00	0.875	0.712	1.014	6.737
1.25	1.125	0.611	0.870	7.607
1.50	1.375	1.007	1.435	9.042
1.75	1.625	1.466	2.088	11.130
2.00	1.875	2.953	4.207	15.337
2.25	2.125	6.532	9.306	24.643
2.50	2.375	12.827	18.273	42.916
2.75	2.625	21.096	30.053	72.970
3.00	2.875	14.706	20.950	93.920
3.25	3.125	3.571	5.087	99.007
3.50	3.375	0.490	0.698	99.705
3.75	3.625	0.154	0.219	99.924
4.00	3.875	0.029	0.041	99.966
5.00	4.50	0.024	0.034	100.000

Statistical Results			
Mean:	2.3184	phi	(0.2005 mm)
Standard Dev:	0.9281	phi-units	(0.5255 mm)
Skewness:	-3.0613	dimensionless	
Kurtosis:	13.5945	dimensionless	
5th Moment:	-60.4548	dimensionless	
6th Moment:	280.4152	dimensionless	
RARD *	0.4003	dimensionless	
Median	2.4339	phi	(0.1851 mm)

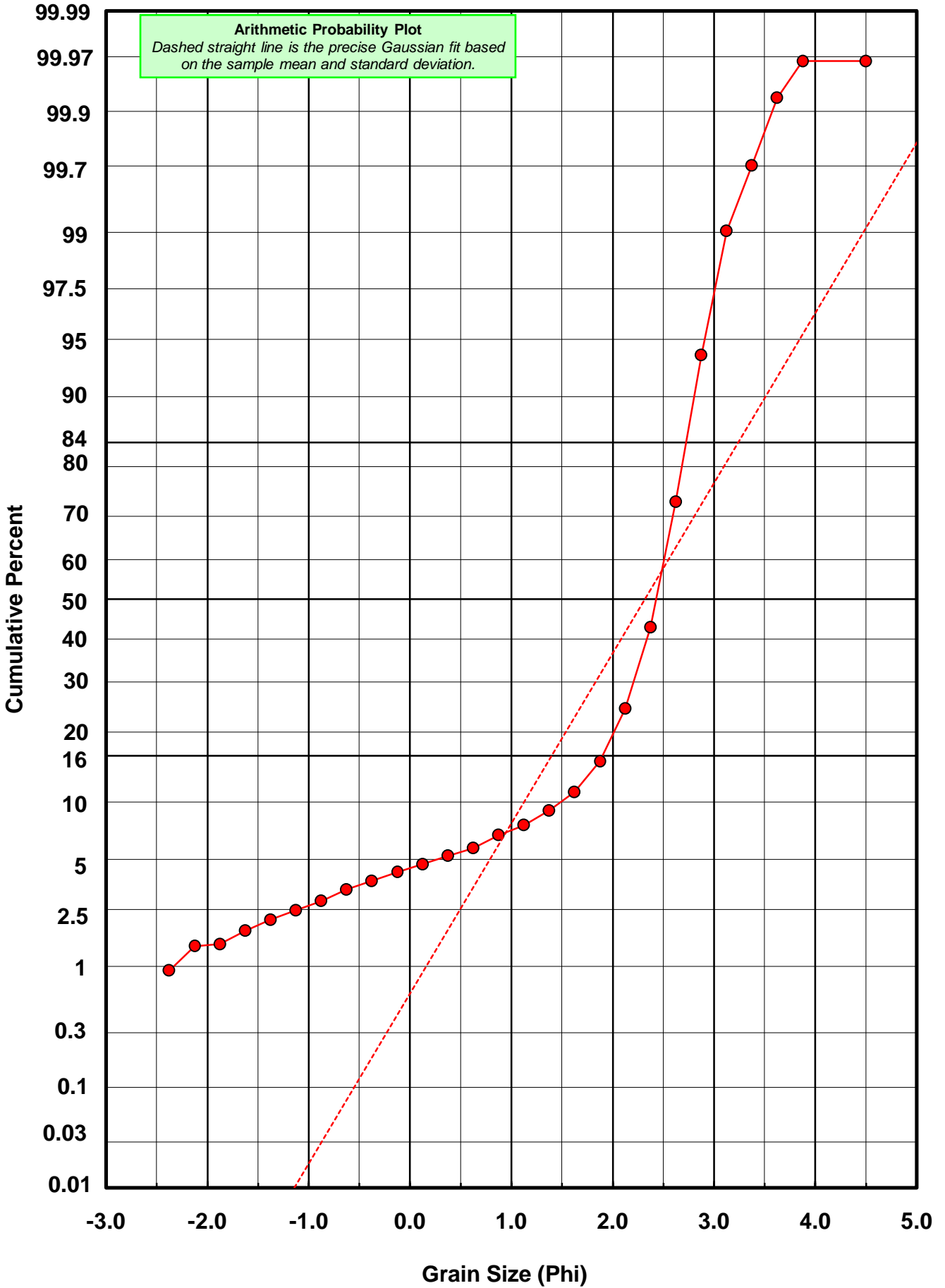
* RARD = reciprocal absolute relative dispersion (see below)

Statistical Explanation	
Calculations based on the Method of Moments	
Skewness: 3rd Stand. Moment; Exact Gaussian = 0.0	
Kurtosis: 4th Stand. Moment; Exact Gaussian = 3.0	
For Further Explanation, See Basille et al. 2002	
Millimeter data calculated by $mm = 2^{(-phi)}$	

Reciprocal Absolute Relative Dispersion (RARD) Scale	
< 0.5	Excellent homogeneity (e.g., beaches)
0.5 to 1.0	Good homogeneity
1.0 to 1.33	Fair homogeneity
> 1.33	Poor homogeneity (e.g., glacial)



LE-47-BB



Carbonate Grain Size Distribution

Onshore Grab Sample

Sample: LE-47-BB

Total Carbonate Mass: 8.467 grams

% Carbonate: 9.5 %

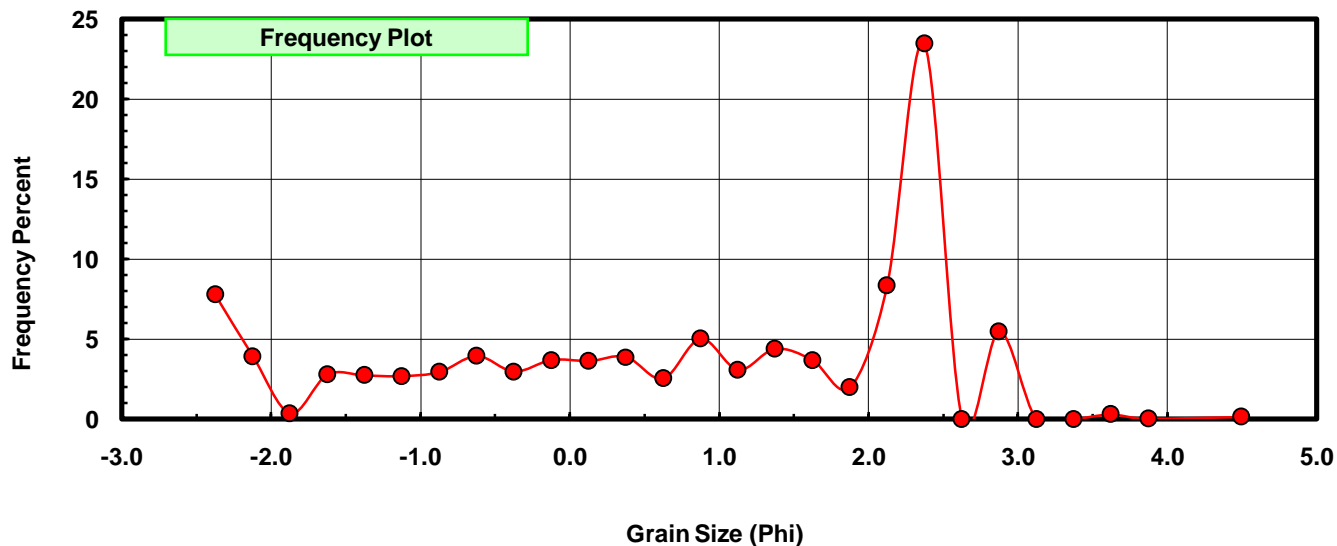
Sieve Size (phi)	Sieve Midpt (phi)	Weight (grams)	Freq Weight %	Cumulative Weight %
-2.25	-2.375	0.660	7.795	7.795
-2.00	-2.125	0.333	3.933	11.728
-1.75	-1.875	0.032	0.378	12.106
-1.50	-1.625	0.236	2.787	14.893
-1.25	-1.375	0.232	2.740	17.633
-1.00	-1.125	0.228	2.693	20.326
-0.75	-0.875	0.250	2.953	23.279
-0.50	-0.625	0.335	3.957	27.235
-0.25	-0.375	0.252	2.976	30.211
0.00	-0.125	0.313	3.697	33.908
0.25	0.125	0.308	3.638	37.546
0.50	0.375	0.330	3.897	41.443
0.75	0.625	0.215	2.539	43.983
1.00	0.875	0.426	5.031	49.014
1.25	1.125	0.261	3.083	52.096
1.50	1.375	0.373	4.405	56.502
1.75	1.625	0.313	3.697	60.198
2.00	1.875	0.168	1.984	62.183
2.25	2.125	0.709	8.374	70.556
2.50	2.375	1.986	23.456	94.012
2.75	2.625	0.000	0.000	94.012
3.00	2.875	0.465	5.492	99.504
3.25	3.125	0.000	0.000	99.504
3.50	3.375	0.000	0.000	99.504
3.75	3.625	0.026	0.307	99.811
4.00	3.875	0.003	0.035	99.846
5.00	4.500	0.013	0.154	100.000

Statistical Results			
Mean:	0.7285	phi	(0.6035 mm)
Standard Dev:	1.8066	phi-units	(0.2859 mm)
Skewness:	-0.4493	dimensionless	
Kurtosis:	1.6986	dimensionless	
5th Moment:	-1.5833	dimensionless	
6th Moment:	3.8616	dimensionless	
RARD *	2.4798	dimensionless	
Median	0.9550	phi	(0.5158 mm)

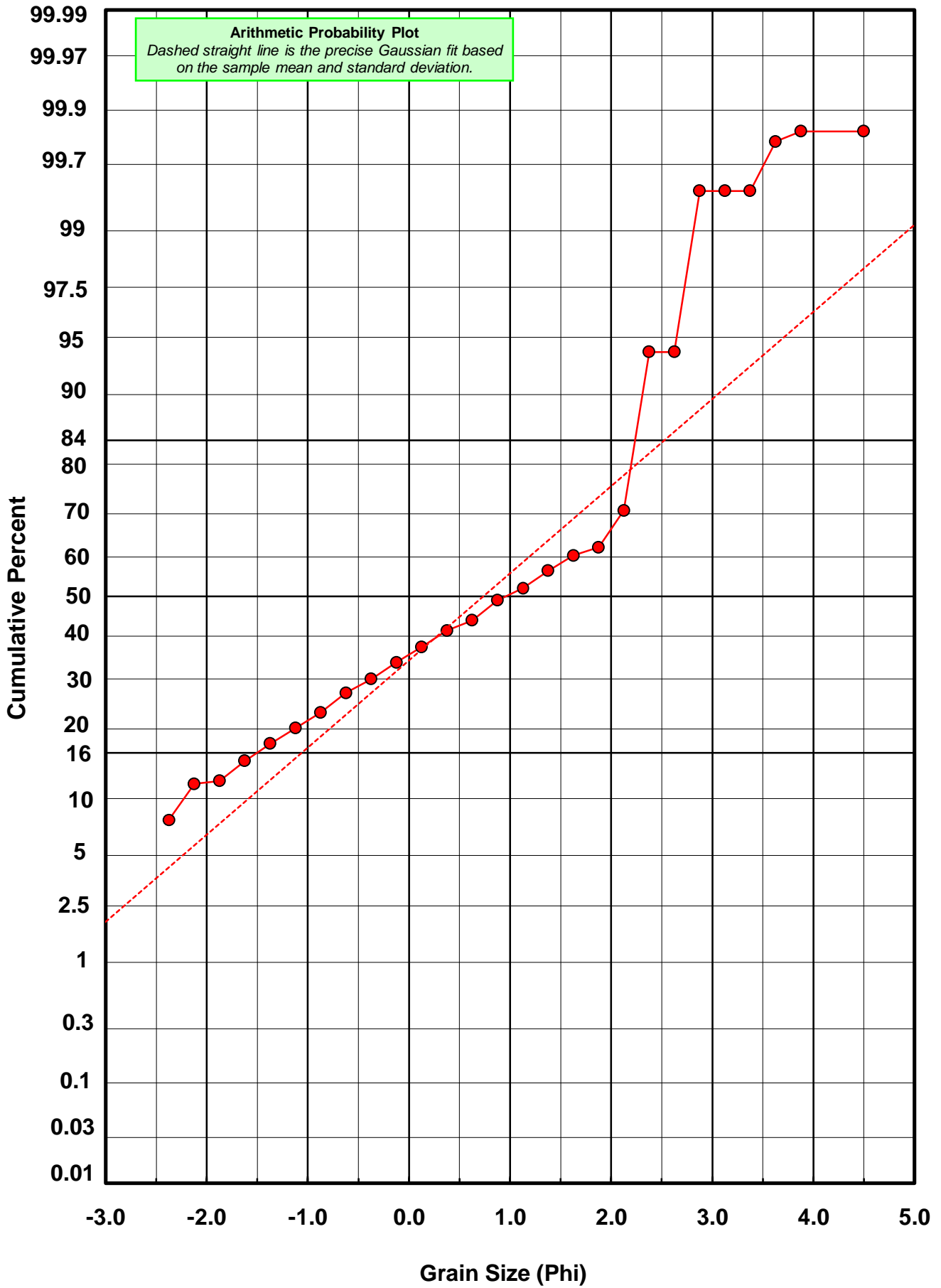
* RARD = reciprocal absolute relative dispersion (see below)

Statistical Explanation	
Calculations based on the Method of Moments	
Skewness: 3rd Stand. Moment; Exact Gaussian = 0.0	
Kurtosis: 4th Stand. Moment; Exact Gaussian = 3.0	
For Further Explanation, See Basille et al. 2002	
Millimeter data calculated by $mm = 2^{-(\phi)}$	

Reciprocal Absolute Relative Dispersion (RARD) Scale	
< 0.5	Excellent homogeneity (e.g., beaches)
0.5 to 1.0	Good homogeneity
1.0 to 1.33	Fair homogeneity
> 1.33	Poor homogeneity (e.g., glacial)



LE-47-BB



Post-Digestion Grain Size Distribution

Onshore Grab Sample

Sample: LE-47-BB

Total Digested Mass: 63.513 grams

% Silica: 90.5 %

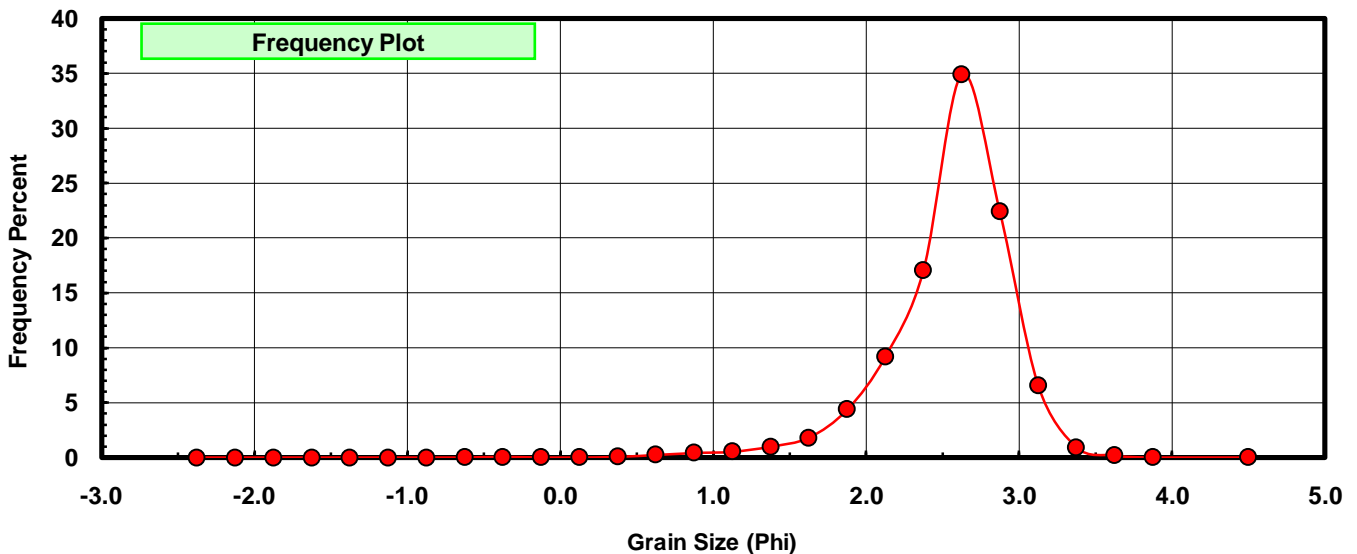
Sieve Size (phi)	Sieve Midpt (phi)	Weight (grams)	Freq Weight %	Cumulative Weight %
-2.25	-2.375	0.000	0.000	0.000
-2.00	-2.125	0.000	0.000	0.000
-1.75	-1.875	0.000	0.000	0.000
-1.50	-1.625	0.000	0.000	0.000
-1.25	-1.375	0.000	0.000	0.000
-1.00	-1.125	0.000	0.000	0.000
-0.75	-0.875	0.000	0.000	0.000
-0.50	-0.625	0.015	0.024	0.024
-0.25	-0.375	0.039	0.061	0.085
0.00	-0.125	0.015	0.024	0.109
0.25	0.125	0.016	0.025	0.134
0.50	0.375	0.049	0.077	0.211
0.75	0.625	0.159	0.250	0.461
1.00	0.875	0.286	0.450	0.912
1.25	1.125	0.350	0.551	1.463
1.50	1.375	0.634	0.998	2.461
1.75	1.625	1.153	1.815	4.276
2.00	1.875	2.785	4.385	8.661
2.25	2.125	5.823	9.168	17.829
2.50	2.375	10.841	17.069	34.898
2.75	2.625	22.168	34.903	69.801
3.00	2.875	14.241	22.422	92.224
3.25	3.125	4.178	6.578	98.802
3.50	3.375	0.596	0.938	99.740
3.75	3.625	0.128	0.202	99.942
4.00	3.875	0.026	0.041	99.983
5.00	4.500	0.011	0.017	100.000

Statistical Results			
Mean:	2.5450	phi	(0.1713 mm)
Standard Dev:	0.4230	phi-units	(0.7459 mm)
Skewness:	-1.5164	dimensionless	
Kurtosis:	8.3271	dimensionless	
5th Moment:	-35.5795	dimensionless	
6th Moment:	207.0904	dimensionless	
RARD *	0.1662	dimensionless	
Median	2.4832	phi	(0.1789 mm)

* RARD = reciprocal absolute relative dispersion (see below)

Statistical Explanation	
Calculations based on the Method of Moments	
Skewness: 3rd Stand. Moment; Exact Gaussian = 0.0	
Kurtosis: 4th Stand. Moment; Exact Gaussian = 3.0	
For Further Explanation, See Basille et al. 2002	
Millimeter data calculated by $mm = 2^{-(\phi)}$	

Reciprocal Absolute Relative Dispersion (RARD) Scale	
< 0.5	Excellent homogeneity (e.g., beaches)
0.5 to 1.0	Good homogeneity
1.0 to 1.33	Fair homogeneity
> 1.33	Poor homogeneity (e.g., glacial)



LE-47-BB

