

Onshore Grab Sample

Sample: LE-43-BB
Sample Taken By: D. Phelps
Sample Collected On: 1/14/10
Splits? N/A

County: Lee
Latitude: 26° 26' 25.5"
Longitude: 81° 55' 41.9"
Datum: WGS 84
Surf. Elev: N/A
Datum: N/A

Fine Data Summary

Total Sample Weight	56.629 grams
Total Fines in Sample	0.187 grams
Total Percent Fines	0.33 %

Dry Sieving Summary

Total Sample Weight	56.651 grams
Total Digested Weight	55.151 grams
Total Carbonate Weight	1.500 grams
Total Silica %	97.35 %
Total Carbonate %	2.65 %
Carbonate/Silica Ratio	0.027

General Comments:

None

Description

Worked By: M. Ladle

Pre-Digestion Grain Size Distribution

Onshore Grab Sample

Sample: LE-43-BB

Total Sample Mass: 56.651 grams

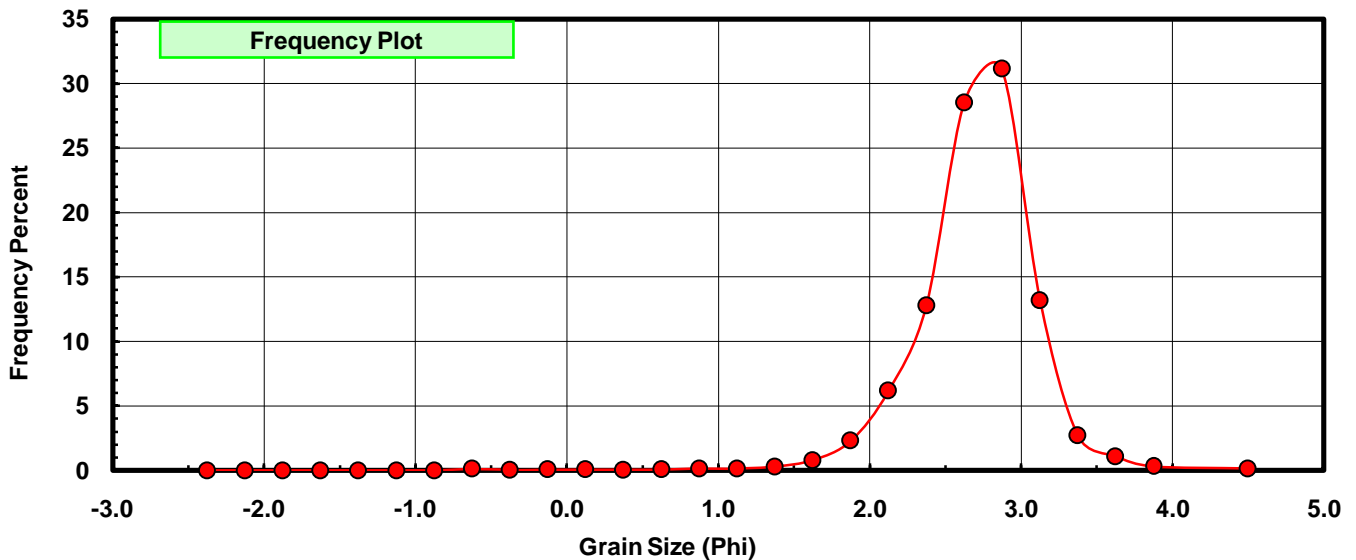
Sieve Size (phi)	Sieve Midpt (phi)	Weight (grams)	Freq Weight %	Cumulative Weight %
-2.25	-2.375	0.000	0.000	0.000
-2.00	-2.125	0.000	0.000	0.000
-1.75	-1.875	0.000	0.000	0.000
-1.50	-1.625	0.000	0.000	0.000
-1.25	-1.375	0.000	0.000	0.000
-1.00	-1.125	0.000	0.000	0.000
-0.75	-0.875	0.000	0.000	0.000
-0.50	-0.625	0.058	0.102	0.102
-0.25	-0.375	0.017	0.030	0.132
0.00	-0.125	0.033	0.058	0.191
0.25	0.125	0.033	0.058	0.249
0.50	0.375	0.028	0.049	0.298
0.75	0.625	0.035	0.062	0.360
1.00	0.875	0.076	0.134	0.494
1.25	1.125	0.083	0.147	0.641
1.50	1.375	0.157	0.277	0.918
1.75	1.625	0.449	0.793	1.710
2.00	1.875	1.297	2.289	4.000
2.25	2.125	3.499	6.176	10.176
2.50	2.375	7.240	12.780	22.956
2.75	2.625	16.156	28.518	51.475
3.00	2.875	17.637	31.133	82.608
3.25	3.125	7.458	13.165	95.772
3.50	3.375	1.529	2.699	98.471
3.75	3.625	0.615	1.086	99.557
4.00	3.875	0.175	0.309	99.866
5.00	4.50	0.076	0.134	100.000

Statistical Results			
Mean:	2.7006	phi	(0.1538 mm)
Standard Dev:	0.4095	phi-units	(0.7529 mm)
Skewness:	-1.4707	dimensionless	
Kurtosis:	12.3324	dimensionless	
5th Moment:	-67.1291	dimensionless	
6th Moment:	519.2052	dimensionless	
RARD *	0.1516	dimensionless	
Median	2.6121	phi	(0.1636 mm)

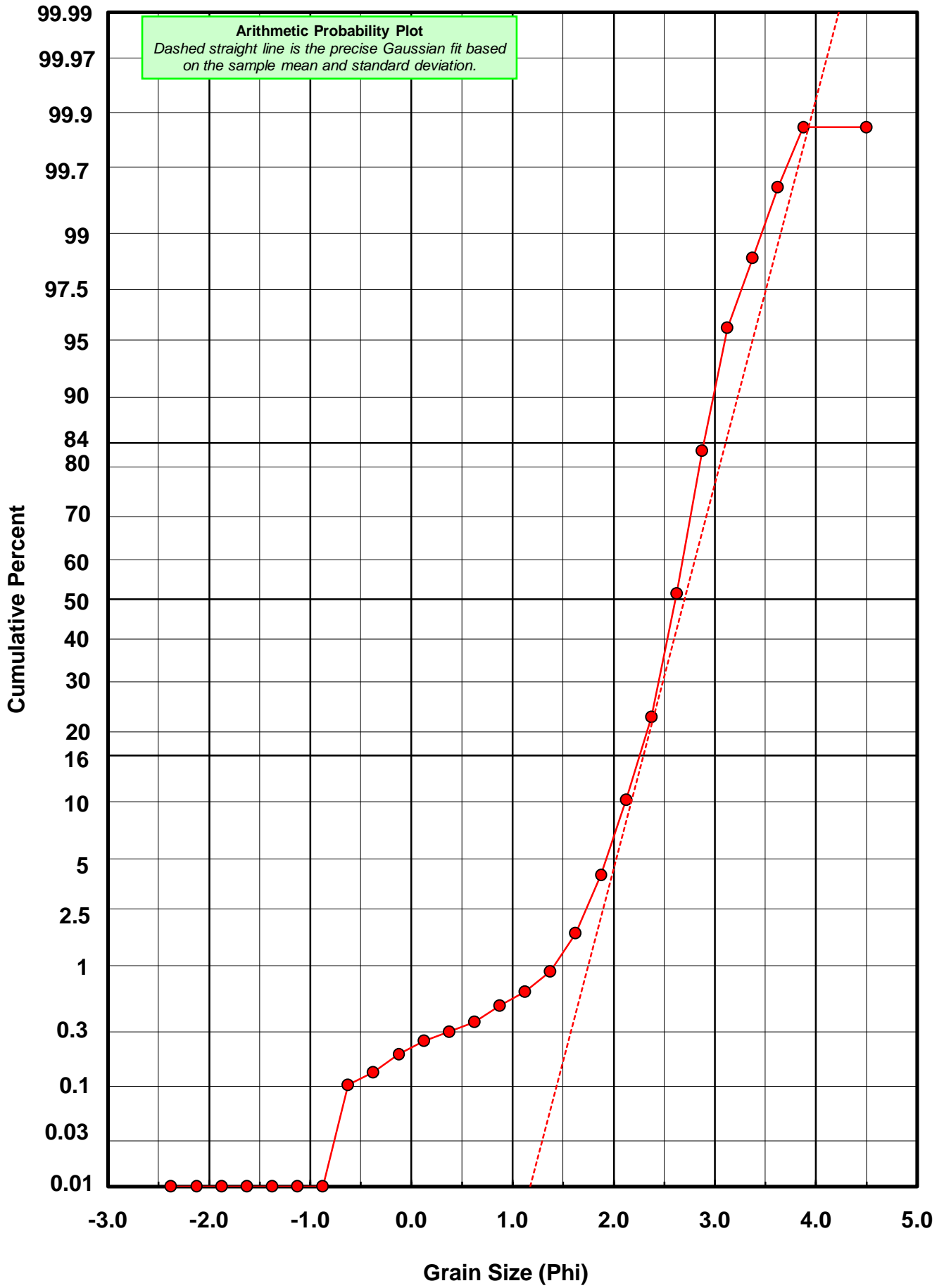
* RARD = reciprocal absolute relative dispersion (see below)

Statistical Explanation	
Calculations based on the Method of Moments	
Skewness: 3rd Stand. Moment; Exact Gaussian = 0.0	
Kurtosis: 4th Stand. Moment; Exact Gaussian = 3.0	
For Further Explanation, See Basille et al. 2002	
Millimeter data calculated by $mm = 2^{-(\phi)}$	

Reciprocal Absolute Relative Dispersion (RARD) Scale	
< 0.5	Excellent homogeneity (e.g., beaches)
0.5 to 1.0	Good homogeneity
1.0 to 1.33	Fair homogeneity
> 1.33	Poor homogeneity (e.g., glacial)



LE-43-BB



Carbonate Grain Size Distribution

Onshore Grab Sample

Sample: LE-43-BB

Total Carbonate Mass: 7.114 grams

% Carbonate: 2.6 %

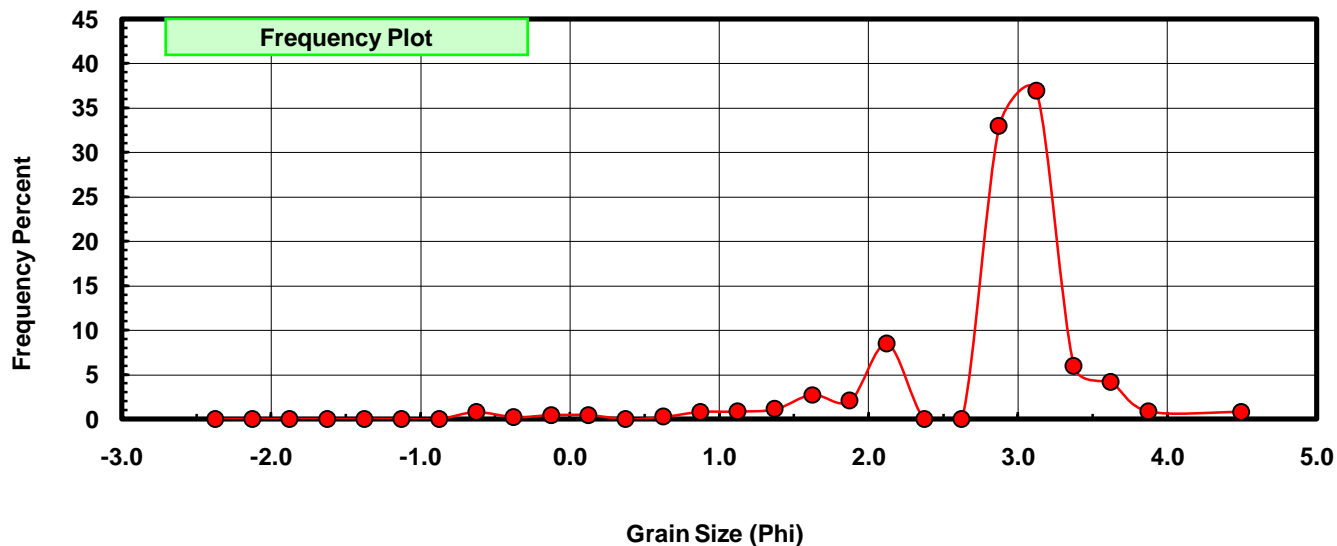
Sieve Size (phi)	Sieve Midpt (phi)	Weight (grams)	Freq Weight %	Cumulative Weight %
-2.25	-2.375	0.000	0.000	0.000
-2.00	-2.125	0.000	0.000	0.000
-1.75	-1.875	0.000	0.000	0.000
-1.50	-1.625	0.000	0.000	0.000
-1.25	-1.375	0.000	0.000	0.000
-1.00	-1.125	0.000	0.000	0.000
-0.75	-0.875	0.000	0.000	0.000
-0.50	-0.625	0.058	0.815	0.815
-0.25	-0.375	0.017	0.239	1.054
0.00	-0.125	0.033	0.464	1.518
0.25	0.125	0.033	0.464	1.982
0.50	0.375	0.000	0.000	1.982
0.75	0.625	0.019	0.267	2.249
1.00	0.875	0.058	0.815	3.064
1.25	1.125	0.061	0.857	3.922
1.50	1.375	0.080	1.125	5.046
1.75	1.625	0.197	2.769	7.816
2.00	1.875	0.147	2.066	9.882
2.25	2.125	0.603	8.476	18.358
2.50	2.375	0.000	0.000	18.358
2.75	2.625	0.000	0.000	18.358
3.00	2.875	2.343	32.935	51.293
3.25	3.125	2.627	36.927	88.220
3.50	3.375	0.424	5.960	94.180
3.75	3.625	0.295	4.147	98.327
4.00	3.875	0.062	0.872	99.199
5.00	4.500	0.057	0.801	100.000

Statistical Results			
Mean:	2.8139	phi	(0.1422 mm)
Standard Dev:	0.7618	phi-units	(0.5898 mm)
Skewness:	-2.0479	dimensionless	
Kurtosis:	8.5152	dimensionless	
5th Moment:	-31.2005	dimensionless	
6th Moment:	131.4875	dimensionless	
RARD *	0.2707	dimensionless	
Median	2.8652	phi	(0.1372 mm)

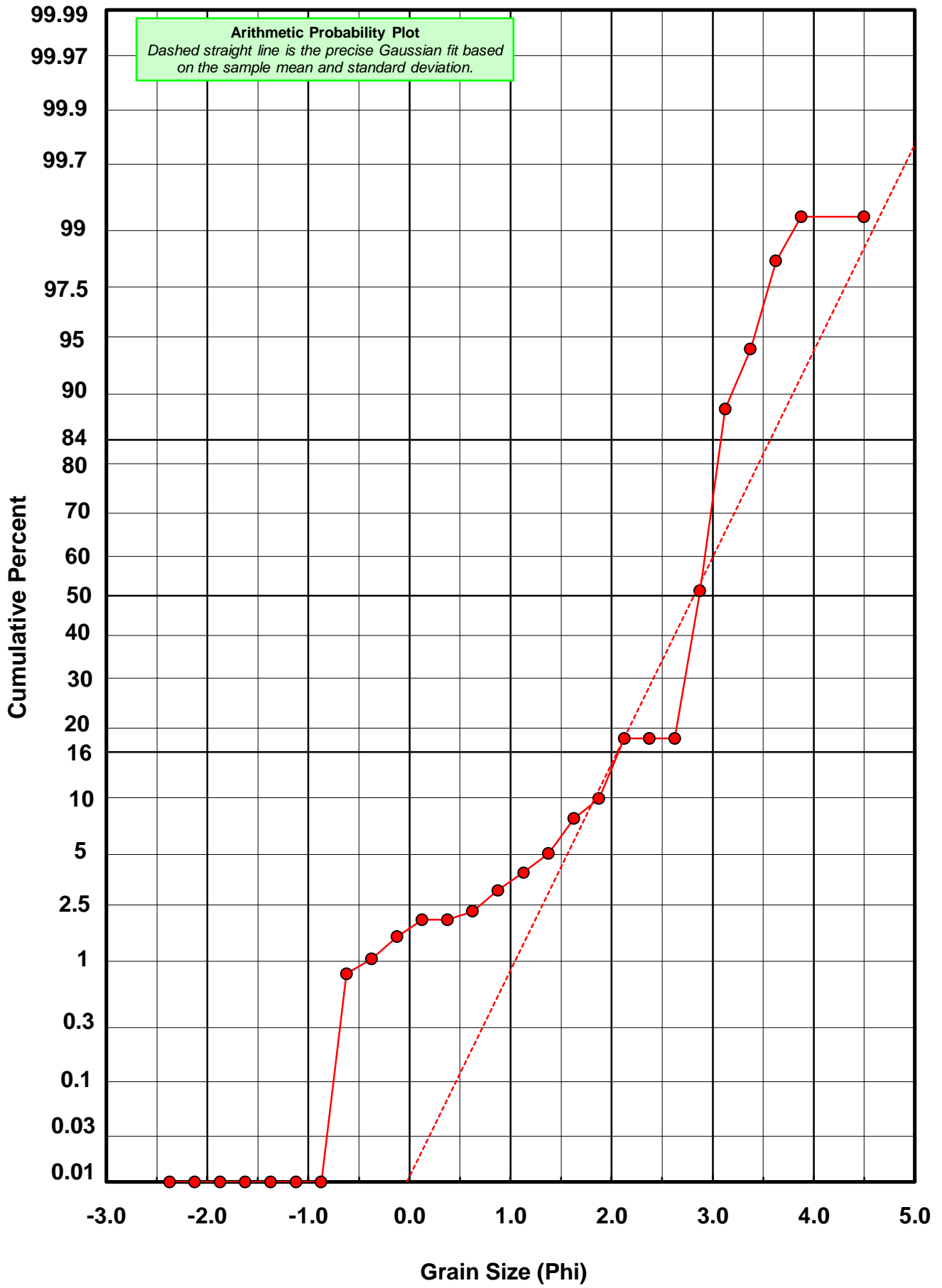
* RARD = reciprocal absolute relative dispersion (see below)

Statistical Explanation	
Calculations based on the Method of Moments	
Skewness: 3rd Stand. Moment; Exact Gaussian = 0.0	
Kurtosis: 4th Stand. Moment; Exact Gaussian = 3.0	
For Further Explanation, See Basille et al. 2002	
Millimeter data calculated by $mm = 2^{-(\phi)}$	

Reciprocal Absolute Relative Dispersion (RARD) Scale	
< 0.5	Excellent homogeneity (e.g., beaches)
0.5 to 1.0	Good homogeneity
1.0 to 1.33	Fair homogeneity
> 1.33	Poor homogeneity (e.g., glacial)



LE-43-BB



Post-Digestion Grain Size Distribution

Onshore Grab Sample

Sample: LE-43-BB

Total Digested Mass: 55.151 grams

% Silica: 97.4 %

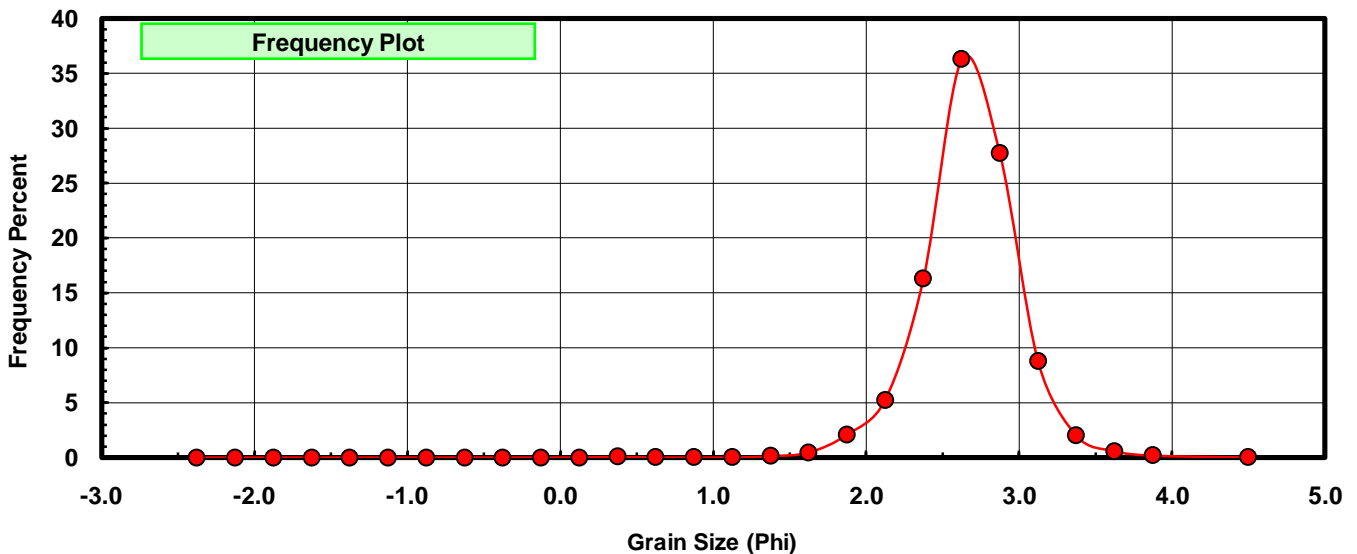
Sieve Size (phi)	Sieve Midpt (phi)	Weight (grams)	Freq Weight %	Cumulative Weight %
-2.25	-2.375	0.000	0.000	0.000
-2.00	-2.125	0.000	0.000	0.000
-1.75	-1.875	0.000	0.000	0.000
-1.50	-1.625	0.000	0.000	0.000
-1.25	-1.375	0.000	0.000	0.000
-1.00	-1.125	0.000	0.000	0.000
-0.75	-0.875	0.000	0.000	0.000
-0.50	-0.625	0.000	0.000	0.000
-0.25	-0.375	0.000	0.000	0.000
0.00	-0.125	0.000	0.000	0.000
0.25	0.125	0.000	0.000	0.000
0.50	0.375	0.041	0.074	0.074
0.75	0.625	0.016	0.029	0.103
1.00	0.875	0.018	0.033	0.136
1.25	1.125	0.022	0.040	0.176
1.50	1.375	0.077	0.140	0.315
1.75	1.625	0.252	0.457	0.772
2.00	1.875	1.150	2.085	2.858
2.25	2.125	2.896	5.251	8.109
2.50	2.375	8.994	16.308	24.417
2.75	2.625	20.003	36.270	60.686
3.00	2.875	15.294	27.731	88.417
3.25	3.125	4.831	8.760	97.177
3.50	3.375	1.105	2.004	99.180
3.75	3.625	0.320	0.580	99.761
4.00	3.875	0.113	0.205	99.966
5.00	4.500	0.019	0.034	100.000

Statistical Results			
Mean:	2.6698	phi	(0.1572 mm)
Standard Dev:	0.3306	phi-units	(0.7952 mm)
Skewness:	-0.5011	dimensionless	
Kurtosis:	6.5727	dimensionless	
5th Moment:	-16.8367	dimensionless	
6th Moment:	149.8855	dimensionless	
RARD *	0.1238	dimensionless	
Median	2.5513	phi	(0.1706 mm)

* RARD = reciprocal absolute relative dispersion (see below)

Statistical Explanation	
Calculations based on the Method of Moments	
Skewness: 3rd Stand. Moment; Exact Gaussian = 0.0	
Kurtosis: 4th Stand. Moment; Exact Gaussian = 3.0	
For Further Explanation, See Basille et al. 2002	
Millimeter data calculated by $mm = 2^{-(\phi)}$	

Reciprocal Absolute Relative Dispersion (RARD) Scale	
< 0.5	Excellent homogeneity (e.g., beaches)
0.5 to 1.0	Good homogeneity
1.0 to 1.33	Fair homogeneity
> 1.33	Poor homogeneity (e.g., glacial)



LE-43-BB

