

## Onshore Grab Sample

Sample: LE-42-BB  
Sample Taken By: D. Phelps  
Sample Collected On: 1/14/10  
Splits? N/A

County: Lee  
Latitude: 26° 26' 52.6"  
Longitude: 81° 56' 40"  
Datum: WGS 84  
Surf. Elev: N/A  
Datum: N/A

### Fine Data Summary

Total Sample Weight	57.003 grams
Total Fines in Sample	0.135 grams
Total Percent Fines	0.24 %

### Dry Sieving Summary

Total Sample Weight	56.827 grams
Total Digested Weight	55.085 grams
Total Carbonate Weight	1.742 grams
Total Silica %	96.93 %
Total Carbonate %	3.07 %
Carbonate/Silica Ratio	0.032

### General Comments:

None

### Description

Worked By: M. Ladle

# Pre-Digestion Grain Size Distribution

Onshore Grab Sample

Sample: LE-42-BB

Total Sample Mass: 56.827 grams

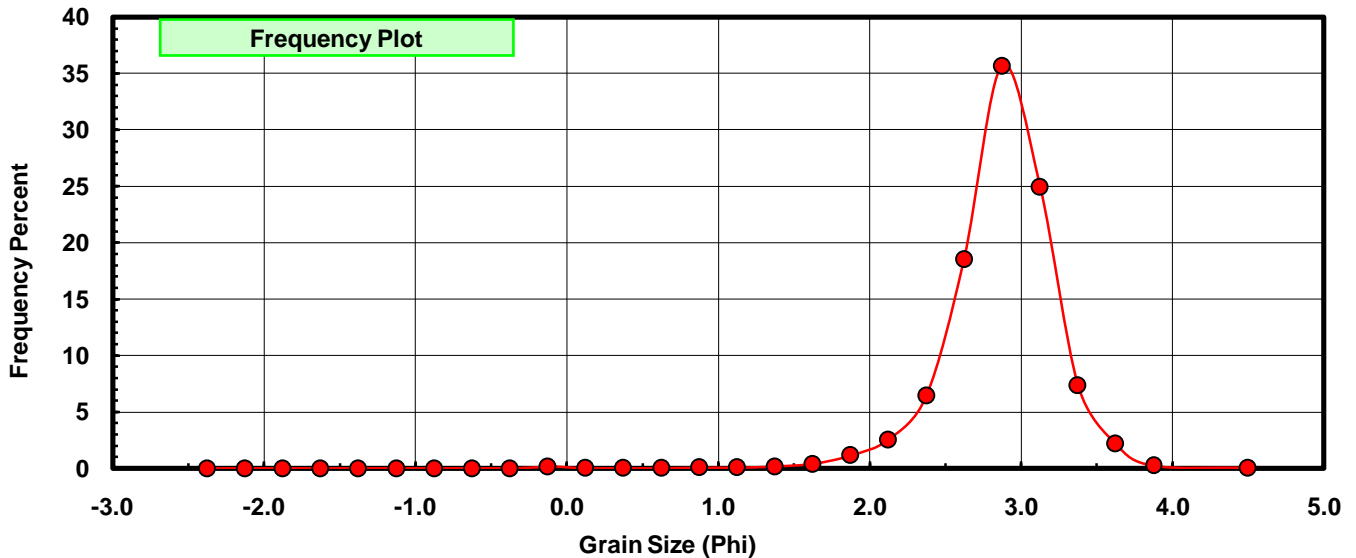
Sieve Size (phi)	Sieve Midpt (phi)	Weight (grams)	Freq Weight %	Cumulative Weight %
-2.25	-2.375	0.000	0.000	0.000
-2.00	-2.125	0.000	0.000	0.000
-1.75	-1.875	0.000	0.000	0.000
-1.50	-1.625	0.000	0.000	0.000
-1.25	-1.375	0.000	0.000	0.000
-1.00	-1.125	0.000	0.000	0.000
-0.75	-0.875	0.000	0.000	0.000
-0.50	-0.625	0.000	0.000	0.000
-0.25	-0.375	0.000	0.000	0.000
0.00	-0.125	0.080	0.141	0.141
0.25	0.125	0.015	0.026	0.167
0.50	0.375	0.011	0.019	0.187
0.75	0.625	0.009	0.016	0.202
1.00	0.875	0.037	0.065	0.267
1.25	1.125	0.037	0.065	0.333
1.50	1.375	0.085	0.150	0.482
1.75	1.625	0.224	0.394	0.876
2.00	1.875	0.648	1.140	2.017
2.25	2.125	1.443	2.539	4.556
2.50	2.375	3.651	6.425	10.981
2.75	2.625	10.535	18.539	29.519
3.00	2.875	20.274	35.677	65.196
3.25	3.125	14.185	24.962	90.158
3.50	3.375	4.190	7.373	97.531
3.75	3.625	1.240	2.182	99.713
4.00	3.875	0.133	0.234	99.947
5.00	4.50	0.030	0.053	100.000

Statistical Results			
Mean:	2.8695	phi	(0.1368 mm)
Standard Dev:	0.3695	phi-units	(0.774 mm)
Skewness:	-1.4863	dimensionless	
Kurtosis:	11.7649	dimensionless	
5th Moment:	-68.5744	dimensionless	
6th Moment:	527.4874	dimensionless	
RARD *	0.1288	dimensionless	
Median	2.7685	phi	(0.1468 mm)

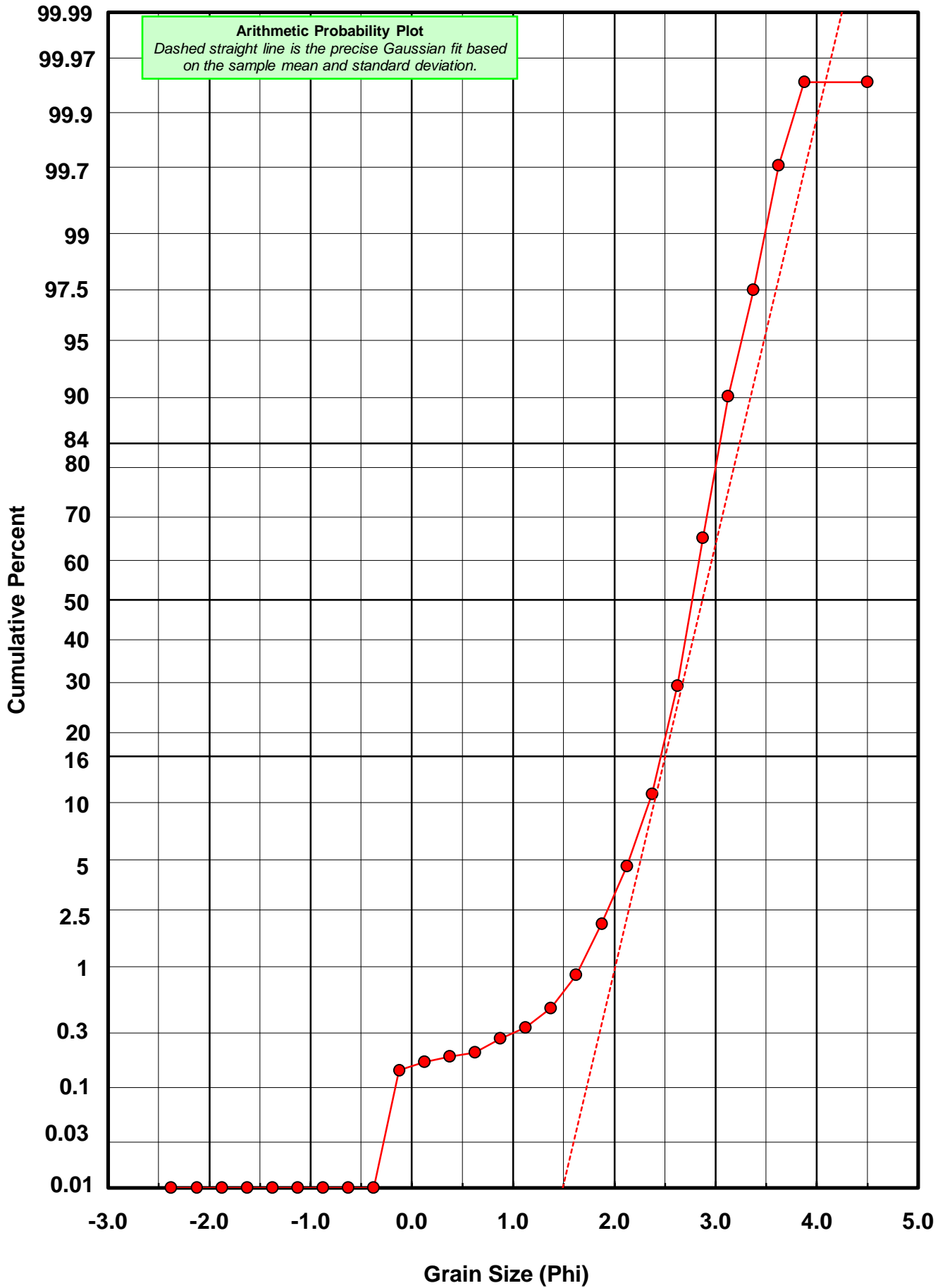
\* RARD = reciprocal absolute relative dispersion (see below)

Statistical Explanation	
Calculations based on the Method of Moments	
Skewness: 3rd Stand. Moment; Exact Gaussian = 0.0	
Kurtosis: 4th Stand. Moment; Exact Gaussian = 3.0	
For Further Explanation, See Basille et al. 2002	
Millimeter data calculated by $mm = 2^{-(\phi)}$	

Reciprocal Absolute Relative Dispersion (RARD) Scale	
< 0.5	Excellent homogeneity (e.g., beaches)
0.5 to 1.0	Good homogeneity
1.0 to 1.33	Fair homogeneity
> 1.33	Poor homogeneity (e.g., glacial)



# LE-42-BB



# Carbonate Grain Size Distribution

Onshore Grab Sample

Sample: LE-42-BB

Total Carbonate Mass: 3.755 grams

% Carbonate: 3.1 %

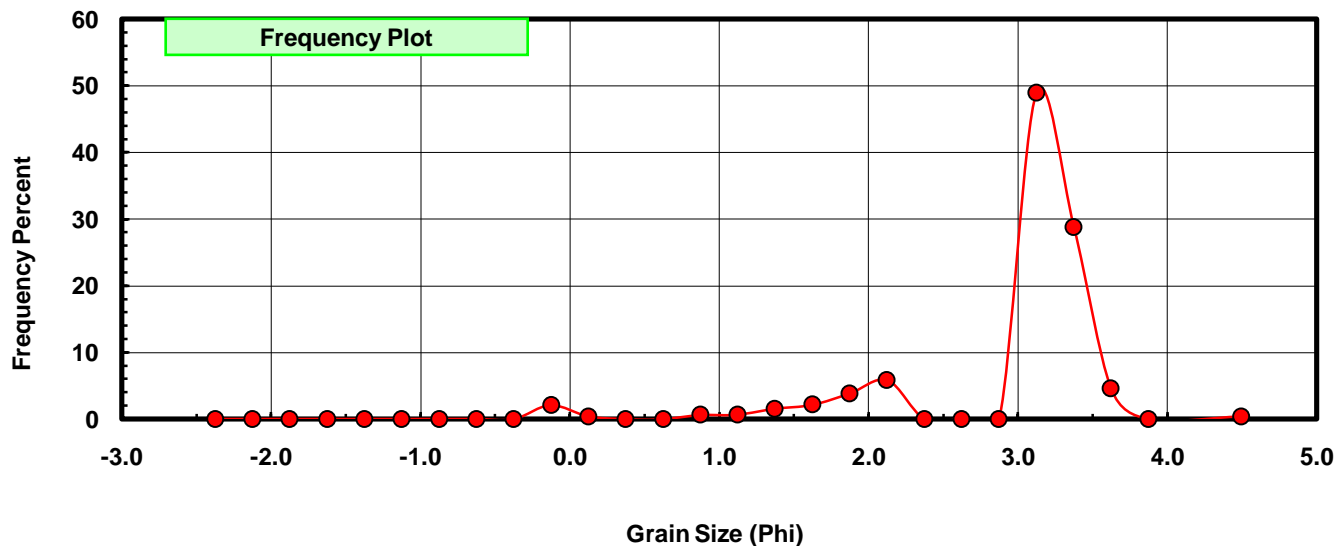
Sieve Size (phi)	Sieve Midpt (phi)	Weight (grams)	Freq Weight %	Cumulative Weight %
-2.25	-2.375	0.000	0.000	0.000
-2.00	-2.125	0.000	0.000	0.000
-1.75	-1.875	0.000	0.000	0.000
-1.50	-1.625	0.000	0.000	0.000
-1.25	-1.375	0.000	0.000	0.000
-1.00	-1.125	0.000	0.000	0.000
-0.75	-0.875	0.000	0.000	0.000
-0.50	-0.625	0.000	0.000	0.000
-0.25	-0.375	0.000	0.000	0.000
0.00	-0.125	0.080	2.130	2.130
0.25	0.125	0.015	0.399	2.530
0.50	0.375	0.000	0.000	2.530
0.75	0.625	0.000	0.000	2.530
1.00	0.875	0.024	0.639	3.169
1.25	1.125	0.026	0.692	3.862
1.50	1.375	0.059	1.571	5.433
1.75	1.625	0.081	2.157	7.590
2.00	1.875	0.145	3.862	11.451
2.25	2.125	0.220	5.859	17.310
2.50	2.375	0.000	0.000	17.310
2.75	2.625	0.000	0.000	17.310
3.00	2.875	0.000	0.000	17.310
3.25	3.125	1.837	48.921	66.232
3.50	3.375	1.080	28.762	94.993
3.75	3.625	0.172	4.581	99.574
4.00	3.875	0.000	0.000	99.574
5.00	4.500	0.016	0.426	100.000

Statistical Results			
Mean:	2.9495	phi	(0.1295 mm)
Standard Dev:	0.7371	phi-units	(0.5999 mm)
Skewness:	-2.3615	dimensionless	
Kurtosis:	8.9388	dimensionless	
5th Moment:	-33.2084	dimensionless	
6th Moment:	132.7314	dimensionless	
RARD *	0.2499	dimensionless	
Median	3.0421	phi	(0.1214 mm)

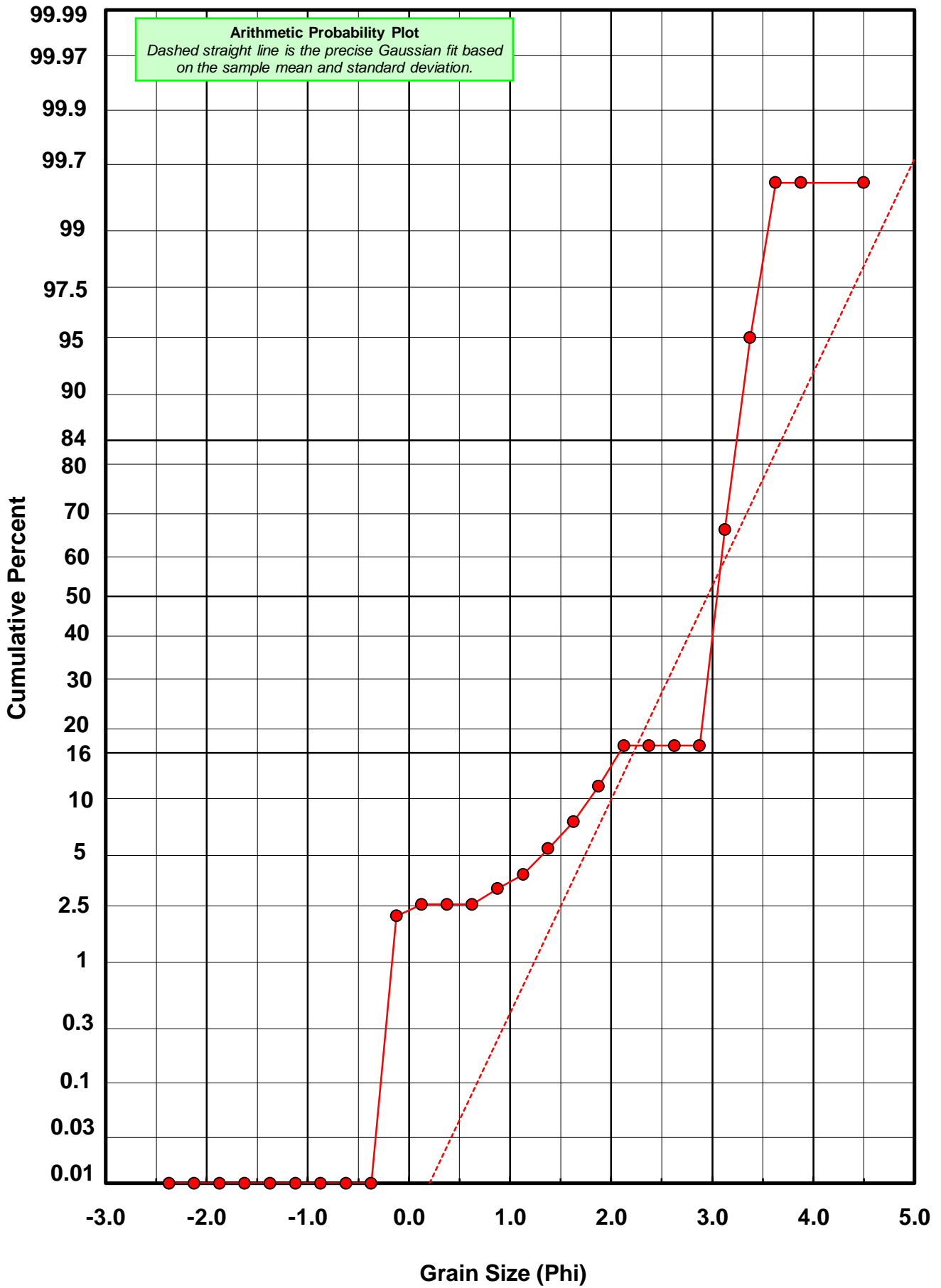
\* RARD = reciprocal absolute relative dispersion (see below)

Statistical Explanation	
Calculations based on the Method of Moments	
Skewness: 3rd Stand. Moment; Exact Gaussian = 0.0	
Kurtosis: 4th Stand. Moment; Exact Gaussian = 3.0	
For Further Explanation, See Basille et al. 2002	
Millimeter data calculated by $mm = 2^{-(\phi)}$	

Reciprocal Absolute Relative Dispersion (RARD) Scale	
< 0.5	Excellent homogeneity (e.g., beaches)
0.5 to 1.0	Good homogeneity
1.0 to 1.33	Fair homogeneity
> 1.33	Poor homogeneity (e.g., glacial)



# LE-42-BB



# Post-Digestion Grain Size Distribution

Onshore Grab Sample

Sample: LE-42-BB

Total Digested Mass: 55.085 grams

% Silica: 96.9 %

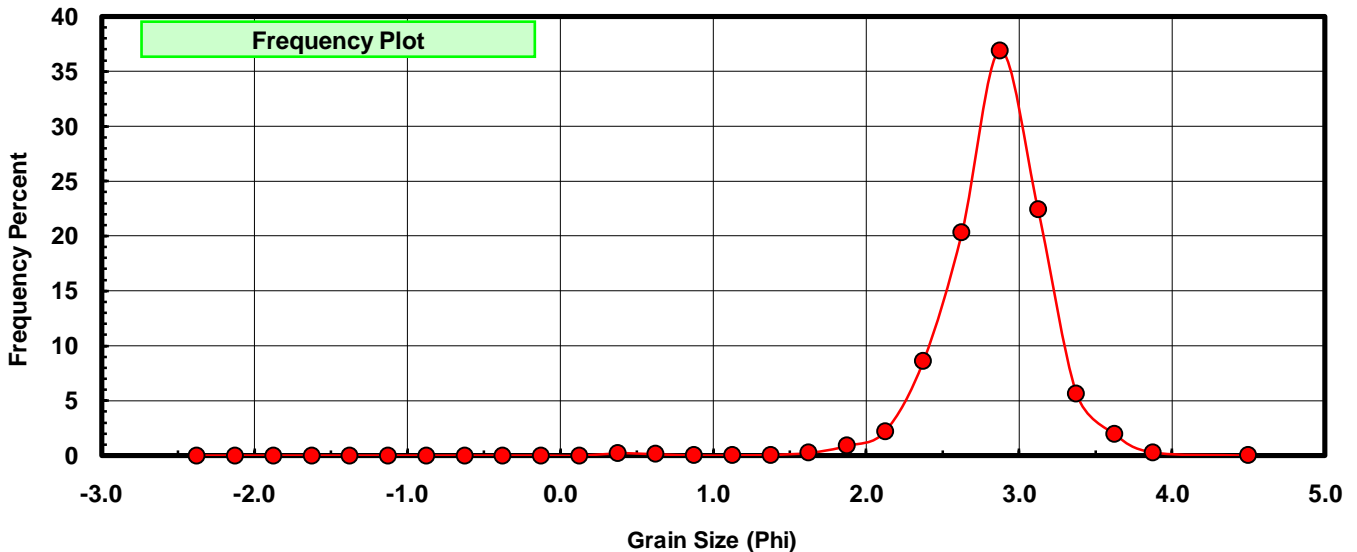
Sieve Size (phi)	Sieve Midpt (phi)	Weight (grams)	Freq Weight %	Cumulative Weight %
-2.25	-2.375	0.000	0.000	0.000
-2.00	-2.125	0.000	0.000	0.000
-1.75	-1.875	0.000	0.000	0.000
-1.50	-1.625	0.000	0.000	0.000
-1.25	-1.375	0.000	0.000	0.000
-1.00	-1.125	0.000	0.000	0.000
-0.75	-0.875	0.000	0.000	0.000
-0.50	-0.625	0.000	0.000	0.000
-0.25	-0.375	0.000	0.000	0.000
0.00	-0.125	0.000	0.000	0.000
0.25	0.125	0.000	0.000	0.000
0.50	0.375	0.120	0.218	0.218
0.75	0.625	0.076	0.138	0.356
1.00	0.875	0.013	0.024	0.379
1.25	1.125	0.011	0.020	0.399
1.50	1.375	0.026	0.047	0.447
1.75	1.625	0.143	0.260	0.706
2.00	1.875	0.503	0.913	1.619
2.25	2.125	1.223	2.220	3.840
2.50	2.375	4.755	8.632	12.472
2.75	2.625	11.191	20.316	32.788
3.00	2.875	20.319	36.887	69.674
3.25	3.125	12.348	22.416	92.090
3.50	3.375	3.110	5.646	97.736
3.75	3.625	1.068	1.939	99.675
4.00	3.875	0.165	0.300	99.975
5.00	4.500	0.014	0.025	100.000

Statistical Results			
Mean:	2.8442	phi	(0.1393 mm)
Standard Dev:	0.3567	phi-units	(0.781 mm)
Skewness:	-1.2888	dimensionless	
Kurtosis:	10.3622	dimensionless	
5th Moment:	-51.7736	dimensionless	
6th Moment:	354.5136	dimensionless	
RARD *	0.1254	dimensionless	
Median	2.7417	phi	(0.1495 mm)

\* RARD = reciprocal absolute relative dispersion (see below)

Statistical Explanation	
Calculations based on the Method of Moments	
Skewness: 3rd Stand. Moment; Exact Gaussian = 0.0	
Kurtosis: 4th Stand. Moment; Exact Gaussian = 3.0	
For Further Explanation, See Basille et al. 2002	
Millimeter data calculated by $mm = 2^{-(\phi)}$	

Reciprocal Absolute Relative Dispersion (RARD) Scale	
< 0.5	Excellent homogeneity (e.g., beaches)
0.5 to 1.0	Good homogeneity
1.0 to 1.33	Fair homogeneity
> 1.33	Poor homogeneity (e.g., glacial)



# LE-42-BB

