

Onshore Grab Sample

Sample: LE-39-BB
Sample Taken By: D. Phelps
Sample Collected On: 1/13/10
Splits? N/A

County: Lee
Latitude: 26° 27' 7.5"
Longitude: 82° 00' 50.2"
Datum: WGS 84
Surf. Elev: N/A
Datum: N/A

Fine Data Summary

Total Sample Weight	62.086 grams
Total Fines in Sample	0.129 grams
Total Percent Fines	0.21 %

Dry Sieving Summary

Total Sample Weight	61.969 grams
Total Digested Weight	39.821 grams
Total Carbonate Weight	22.148 grams
Total Silica %	64.26 %
Total Carbonate %	35.74 %
Carbonate/Silica Ratio	0.556

General Comments:

None

Description

Worked By: M. Ladle

Pre-Digestion Grain Size Distribution

Onshore Grab Sample

Sample: LE-39-BB

Total Sample Mass: 61.969 grams

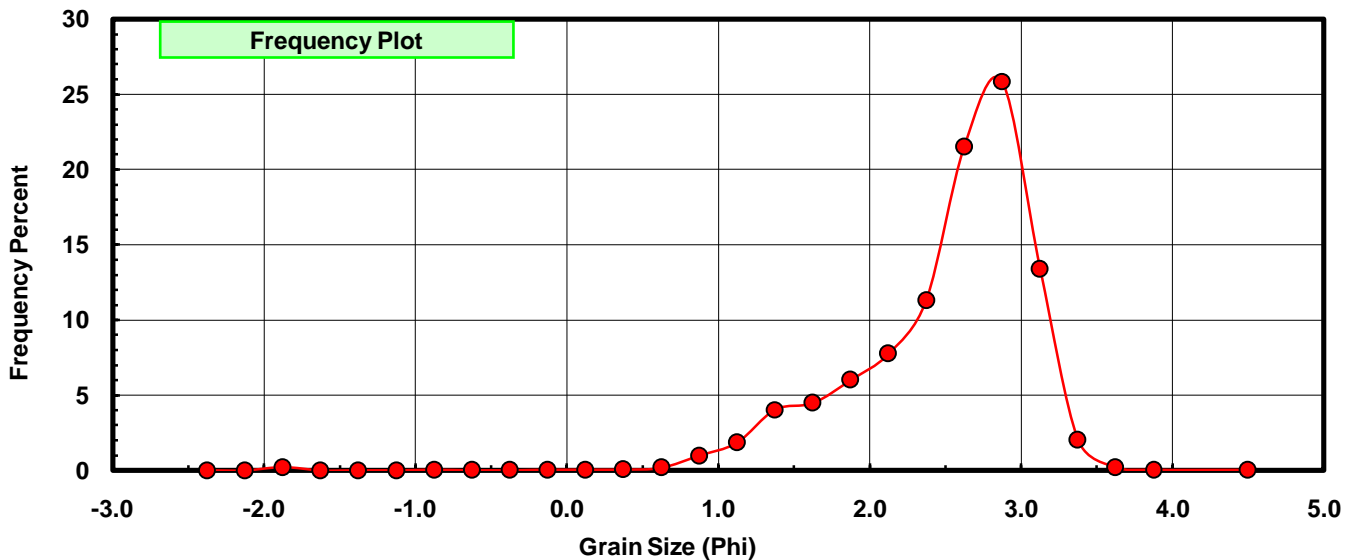
Sieve Size (phi)	Sieve Midpt (phi)	Weight (grams)	Freq Weight %	Cumulative Weight %
-2.25	-2.375	0.000	0.000	0.000
-2.00	-2.125	0.000	0.000	0.000
-1.75	-1.875	0.124	0.200	0.200
-1.50	-1.625	0.000	0.000	0.200
-1.25	-1.375	0.000	0.000	0.200
-1.00	-1.125	0.000	0.000	0.200
-0.75	-0.875	0.019	0.031	0.231
-0.50	-0.625	0.008	0.013	0.244
-0.25	-0.375	0.009	0.015	0.258
0.00	-0.125	0.023	0.037	0.295
0.25	0.125	0.021	0.034	0.329
0.50	0.375	0.039	0.063	0.392
0.75	0.625	0.107	0.173	0.565
1.00	0.875	0.598	0.965	1.530
1.25	1.125	1.148	1.853	3.382
1.50	1.375	2.506	4.044	7.426
1.75	1.625	2.776	4.480	11.906
2.00	1.875	3.729	6.018	17.923
2.25	2.125	4.800	7.746	25.669
2.50	2.375	7.006	11.306	36.975
2.75	2.625	13.318	21.491	58.466
3.00	2.875	16.032	25.871	84.337
3.25	3.125	8.295	13.386	97.723
3.50	3.375	1.258	2.030	99.753
3.75	3.625	0.125	0.202	99.955
4.00	3.875	0.017	0.027	99.982
5.00	4.50	0.011	0.018	100.000

Statistical Results			
Mean:	2.5047	phi	(0.1762 mm)
Standard Dev:	0.5974	phi-units	(0.6609 mm)
Skewness:	-1.6743	dimensionless	
Kurtosis:	9.1305	dimensionless	
5th Moment:	-51.3172	dimensionless	
6th Moment:	347.8388	dimensionless	
RARD *	0.2385	dimensionless	
Median	2.5265	phi	(0.1736 mm)

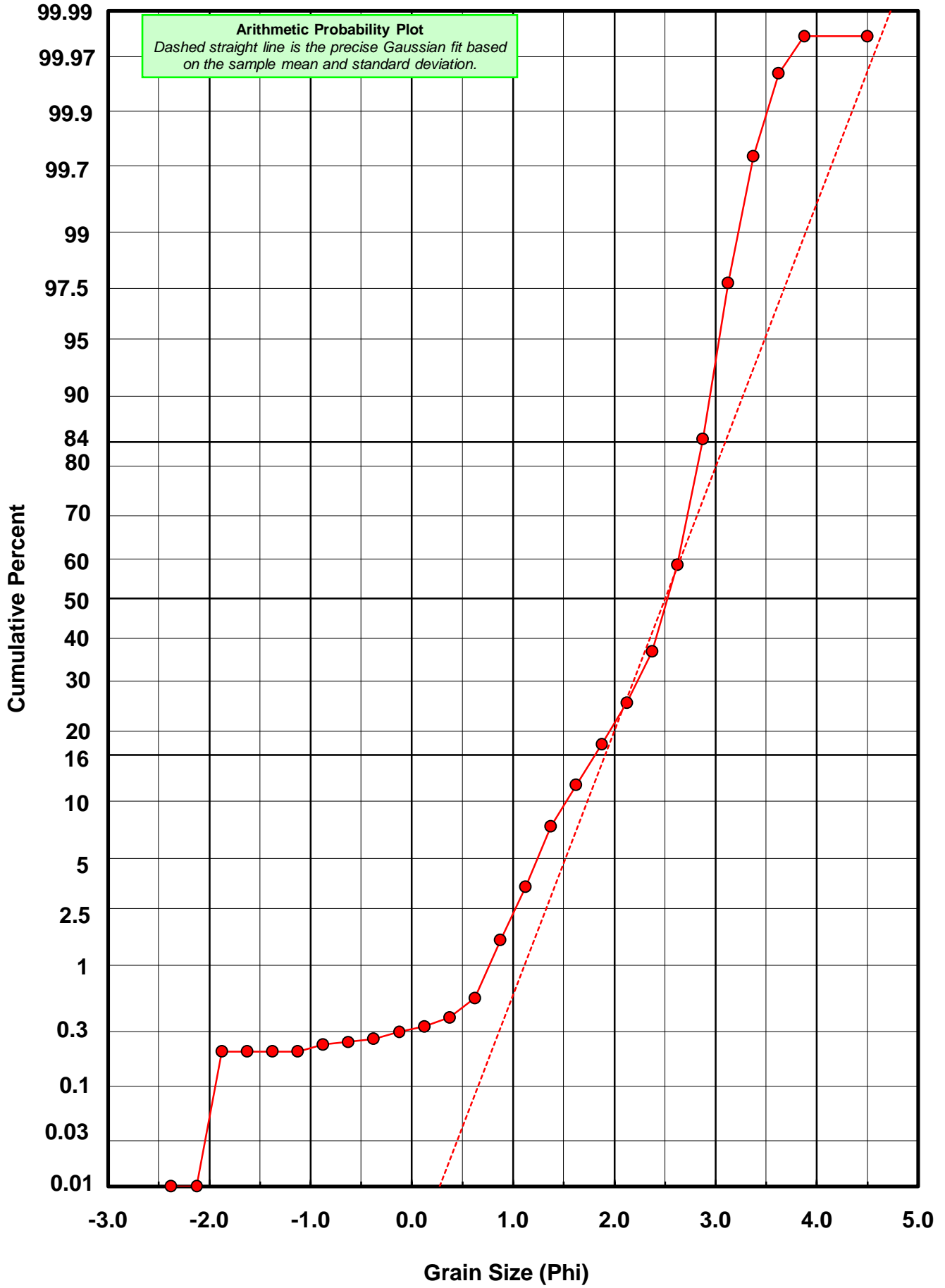
* RARD = reciprocal absolute relative dispersion (see below)

Statistical Explanation	
Calculations based on the Method of Moments	
Skewness: 3rd Stand. Moment; Exact Gaussian = 0.0	
Kurtosis: 4th Stand. Moment; Exact Gaussian = 3.0	
For Further Explanation, See Basille et al. 2002	
Millimeter data calculated by $mm = 2^{-(\phi)}$	

Reciprocal Absolute Relative Dispersion (RARD) Scale	
< 0.5	Excellent homogeneity (e.g., beaches)
0.5 to 1.0	Good homogeneity
1.0 to 1.33	Fair homogeneity
> 1.33	Poor homogeneity (e.g., glacial)



LE-39-BB



Carbonate Grain Size Distribution

Onshore Grab Sample

Sample: LE-39-BB

Total Carbonate Mass: 22.235 grams

% Carbonate: 35.7 %

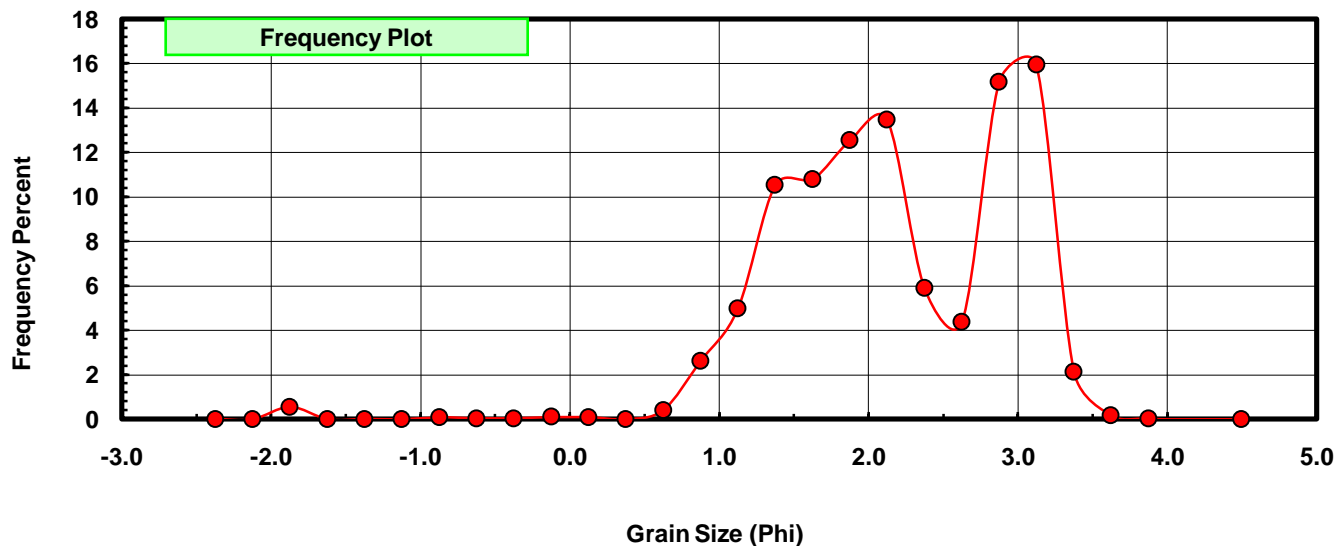
Sieve Size (phi)	Sieve Midpt (phi)	Weight (grams)	Freq Weight %	Cumulative Weight %
-2.25	-2.375	0.000	0.000	0.000
-2.00	-2.125	0.000	0.000	0.000
-1.75	-1.875	0.124	0.558	0.558
-1.50	-1.625	0.000	0.000	0.558
-1.25	-1.375	0.000	0.000	0.558
-1.00	-1.125	0.000	0.000	0.558
-0.75	-0.875	0.019	0.085	0.643
-0.50	-0.625	0.008	0.036	0.679
-0.25	-0.375	0.009	0.040	0.720
0.00	-0.125	0.023	0.103	0.823
0.25	0.125	0.021	0.094	0.917
0.50	0.375	0.000	0.000	0.917
0.75	0.625	0.092	0.414	1.331
1.00	0.875	0.581	2.613	3.944
1.25	1.125	1.109	4.988	8.932
1.50	1.375	2.340	10.524	19.456
1.75	1.625	2.400	10.794	30.250
2.00	1.875	2.788	12.539	42.788
2.25	2.125	2.993	13.461	56.249
2.50	2.375	1.315	5.914	62.163
2.75	2.625	0.975	4.385	66.548
3.00	2.875	3.375	15.179	81.727
3.25	3.125	3.544	15.939	97.666
3.50	3.375	0.473	2.127	99.793
3.75	3.625	0.039	0.175	99.969
4.00	3.875	0.005	0.022	99.991
5.00	4.500	0.002	0.009	100.000

Statistical Results			
Mean:	2.1807	phi	(0.2206 mm)
Standard Dev:	0.7926	phi-units	(0.5773 mm)
Skewness:	-0.8592	dimensionless	
Kurtosis:	5.5884	dimensionless	
5th Moment:	-22.0397	dimensionless	
6th Moment:	112.1324	dimensionless	
RARD *	0.3635	dimensionless	
Median	2.0089	phi	(0.2485 mm)

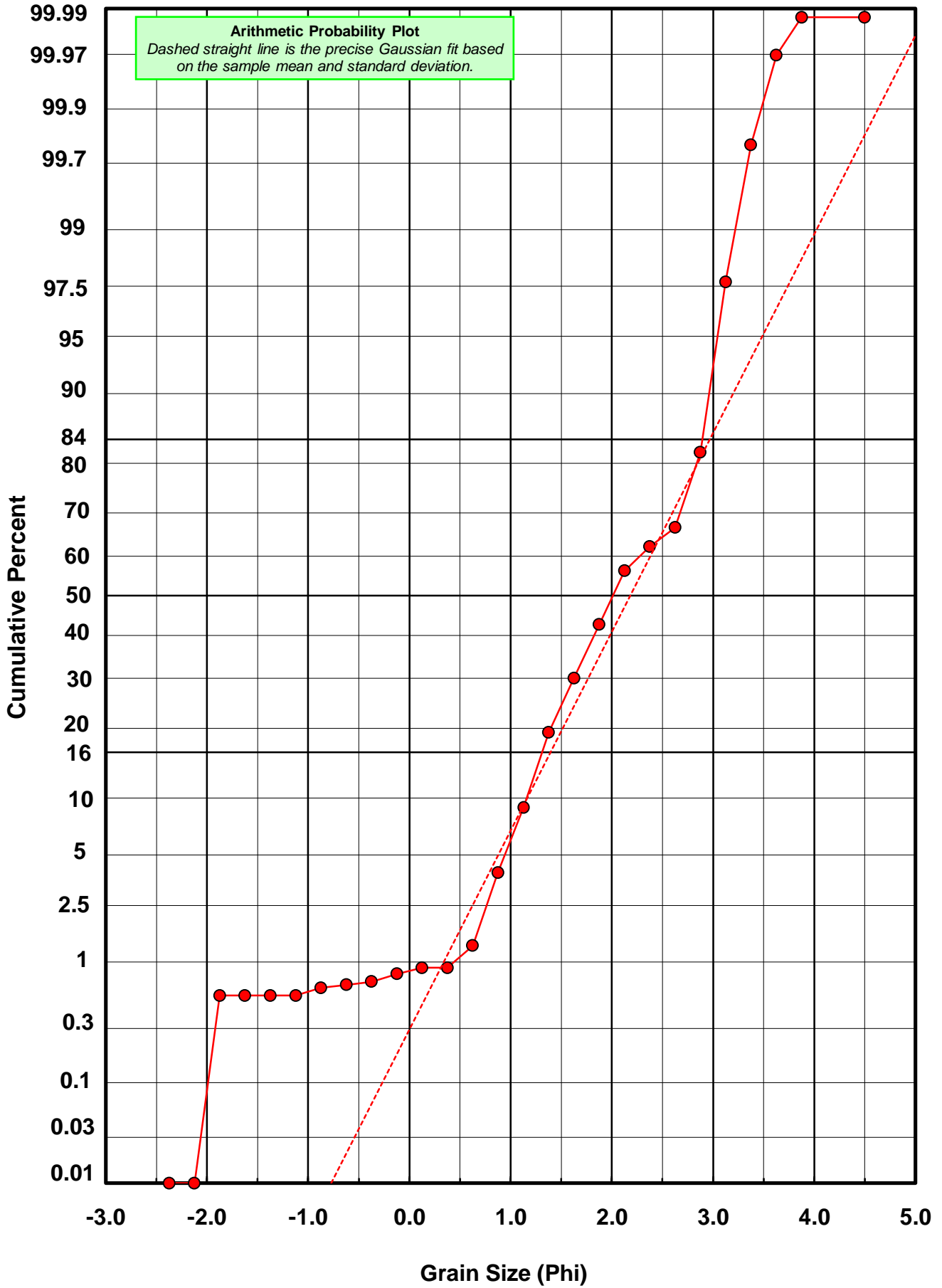
* RARD = reciprocal absolute relative dispersion (see below)

Statistical Explanation	
Calculations based on the Method of Moments	
Skewness: 3rd Stand. Moment; Exact Gaussian = 0.0	
Kurtosis: 4th Stand. Moment; Exact Gaussian = 3.0	
For Further Explanation, See Basille et al. 2002	
Millimeter data calculated by $mm = 2^{-(\phi)}$	

Reciprocal Absolute Relative Dispersion (RARD) Scale	
< 0.5	Excellent homogeneity (e.g., beaches)
0.5 to 1.0	Good homogeneity
1.0 to 1.33	Fair homogeneity
> 1.33	Poor homogeneity (e.g., glacial)



LE-39-BB



Post-Digestion Grain Size Distribution

Onshore Grab Sample

Sample: LE-39-BB

Total Digested Mass: 39.821 grams

% Silica: 64.3 %

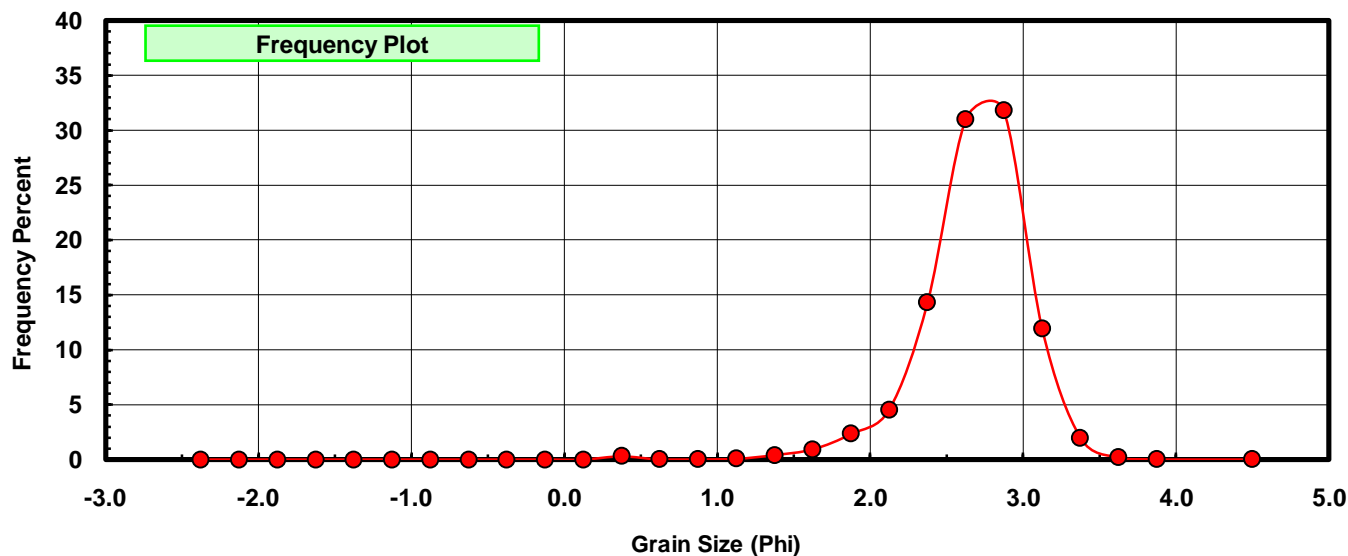
Sieve Size (phi)	Sieve Midpt (phi)	Weight (grams)	Freq Weight %	Cumulative Weight %
-2.25	-2.375	0.000	0.000	0.000
-2.00	-2.125	0.000	0.000	0.000
-1.75	-1.875	0.000	0.000	0.000
-1.50	-1.625	0.000	0.000	0.000
-1.25	-1.375	0.000	0.000	0.000
-1.00	-1.125	0.000	0.000	0.000
-0.75	-0.875	0.000	0.000	0.000
-0.50	-0.625	0.000	0.000	0.000
-0.25	-0.375	0.000	0.000	0.000
0.00	-0.125	0.000	0.000	0.000
0.25	0.125	0.000	0.000	0.000
0.50	0.375	0.126	0.316	0.316
0.75	0.625	0.015	0.038	0.354
1.00	0.875	0.017	0.043	0.397
1.25	1.125	0.039	0.098	0.495
1.50	1.375	0.166	0.417	0.912
1.75	1.625	0.376	0.944	1.856
2.00	1.875	0.941	2.363	4.219
2.25	2.125	1.807	4.538	8.757
2.50	2.375	5.691	14.291	23.048
2.75	2.625	12.343	30.996	54.044
3.00	2.875	12.657	31.785	85.829
3.25	3.125	4.751	11.931	97.760
3.50	3.375	0.785	1.971	99.731
3.75	3.625	0.086	0.216	99.947
4.00	3.875	0.012	0.030	99.977
5.00	4.500	0.009	0.023	100.000

Statistical Results			
Mean:	2.6810	phi	(0.1559 mm)
Standard Dev:	0.3675	phi-units	(0.7751 mm)
Skewness:	-1.4462	dimensionless	
Kurtosis:	9.0232	dimensionless	
5th Moment:	-40.4498	dimensionless	
6th Moment:	245.1584	dimensionless	
RARD *	0.1371	dimensionless	
Median	2.5924	phi	(0.1658 mm)

* RARD = reciprocal absolute relative dispersion (see below)

Statistical Explanation	
Calculations based on the Method of Moments	
Skewness: 3rd Stand. Moment; Exact Gaussian = 0.0	
Kurtosis: 4th Stand. Moment; Exact Gaussian = 3.0	
For Further Explanation, See Basille et al. 2002	
Millimeter data calculated by $mm = 2^{-(\phi)}$	

Reciprocal Absolute Relative Dispersion (RARD) Scale	
< 0.5	Excellent homogeneity (e.g., beaches)
0.5 to 1.0	Good homogeneity
1.0 to 1.33	Fair homogeneity
> 1.33	Poor homogeneity (e.g., glacial)



LE-39-BB

