

Onshore Grab Sample

Sample: LE-36-BB
Sample Taken By: D. Phelps
Sample Collected On: 1/13/10
Splits? N/A

County: Lee
Latitude: 26° 25' 46.6"
Longitude: 82° 03' 15.9"
Datum: WGS 84
Surf. Elev: N/A
Datum: N/A

Fine Data Summary

Total Sample Weight 66.084 grams
Total Fines in Sample 0.122 grams
Total Percent Fines 0.18 %

Dry Sieving Summary

Total Sample Weight 66.062 grams
Total Digested Weight 16.356 grams
Total Carbonate Weight 49.706 grams
Total Silica % 24.76 %
Total Carbonate % 75.24 %
Carbonate/Silica Ratio 3.039

General Comments:

None

Description

Worked By: M. Ladle

Pre-Digestion Grain Size Distribution

Onshore Grab Sample

Sample: LE-36-BB

Total Sample Mass: 66.062 grams

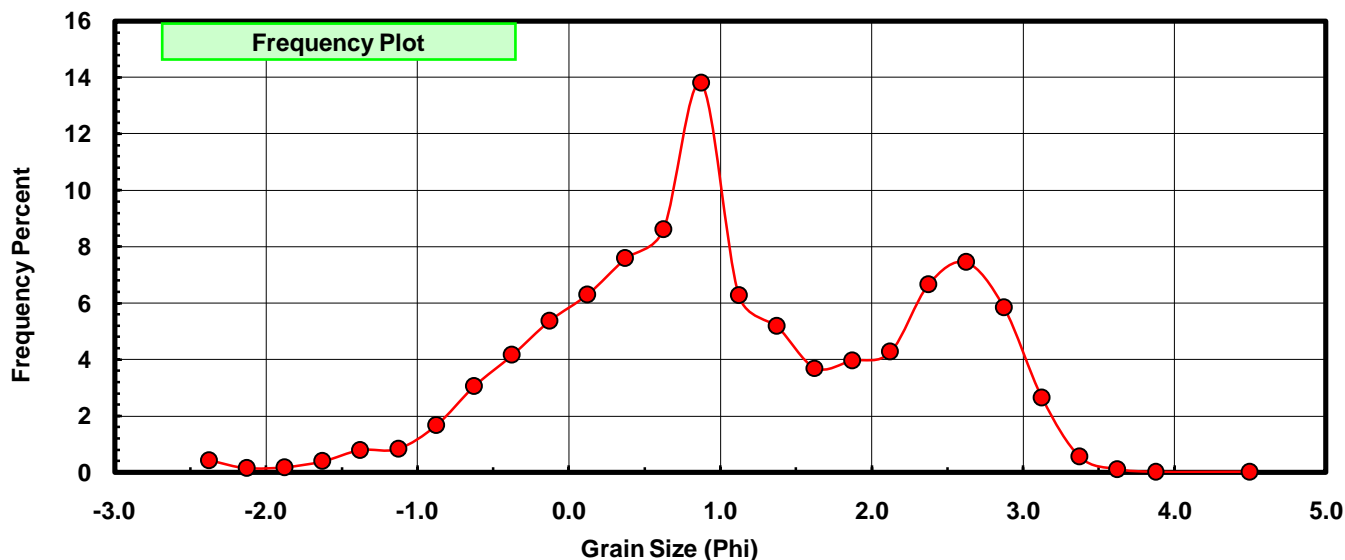
Sieve Size (phi)	Sieve Midpt (phi)	Weight (grams)	Freq Weight %	Cumulative Weight %
-2.25	-2.375	0.280	0.424	0.424
-2.00	-2.125	0.098	0.148	0.572
-1.75	-1.875	0.119	0.180	0.752
-1.50	-1.625	0.262	0.397	1.149
-1.25	-1.375	0.523	0.792	1.941
-1.00	-1.125	0.550	0.833	2.773
-0.75	-0.875	1.102	1.668	4.441
-0.50	-0.625	2.011	3.044	7.485
-0.25	-0.375	2.746	4.157	11.642
0.00	-0.125	3.551	5.375	17.017
0.25	0.125	4.165	6.305	23.322
0.50	0.375	5.011	7.585	30.907
0.75	0.625	5.685	8.606	39.513
1.00	0.875	9.119	13.804	53.317
1.25	1.125	4.144	6.273	59.589
1.50	1.375	3.419	5.175	64.765
1.75	1.625	2.444	3.700	68.464
2.00	1.875	2.617	3.961	72.426
2.25	2.125	2.821	4.270	76.696
2.50	2.375	4.395	6.653	83.349
2.75	2.625	4.925	7.455	90.804
3.00	2.875	3.865	5.851	96.655
3.25	3.125	1.742	2.637	99.292
3.50	3.375	0.364	0.551	99.843
3.75	3.625	0.074	0.112	99.955
4.00	3.875	0.015	0.023	99.977
5.00	4.50	0.015	0.023	100.000

Statistical Results			
Mean:	1.1074	phi	(0.4641 mm)
Standard Dev:	1.1714	phi-units	(0.444 mm)
Skewness:	-0.0608	dimensionless	
Kurtosis:	2.4105	dimensionless	
5th Moment:	-1.4240	dimensionless	
6th Moment:	9.3824	dimensionless	
RARD *	1.0578	dimensionless	
Median	0.8149	phi	(0.5684 mm)

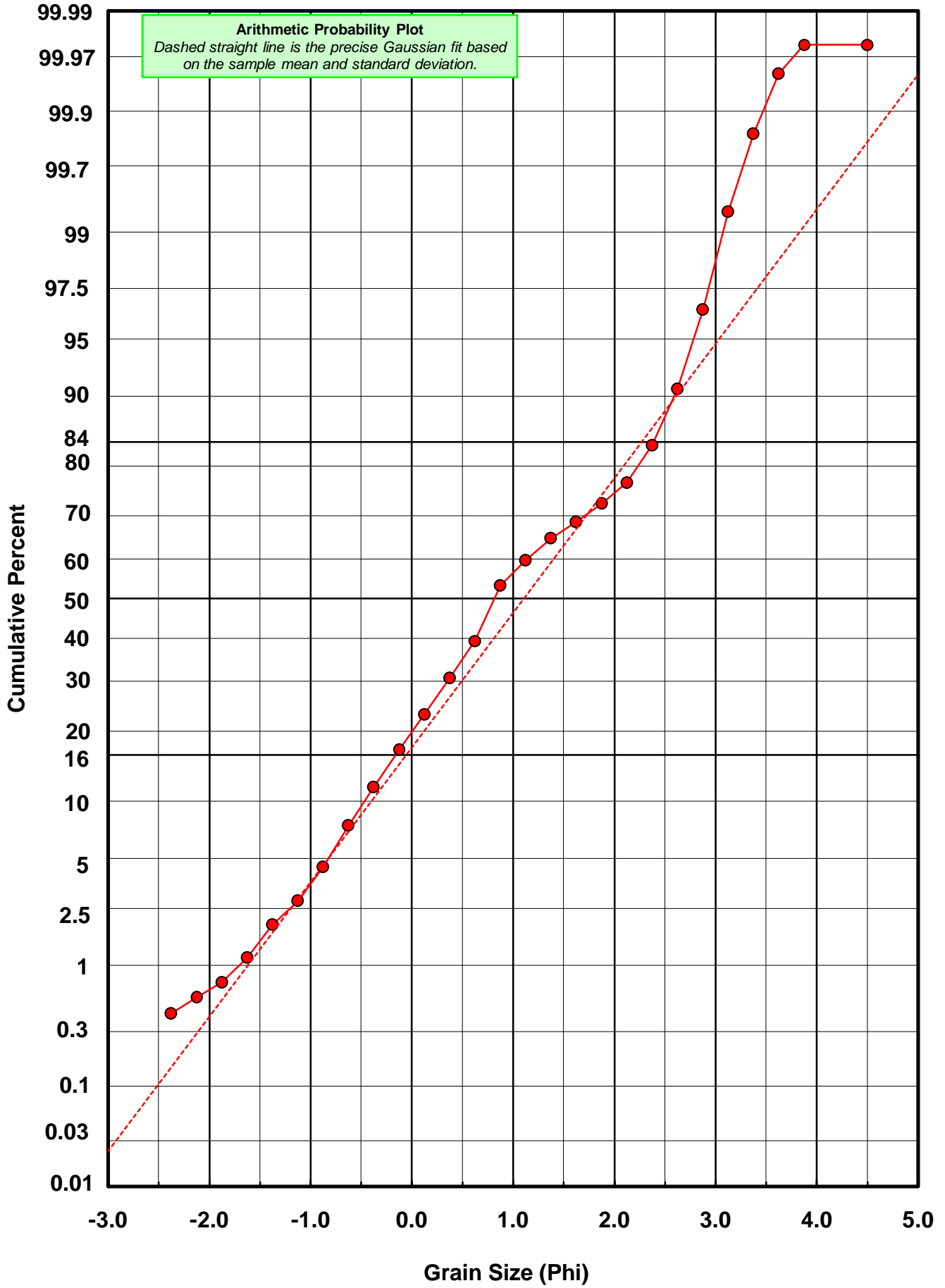
* RARD = reciprocal absolute relative dispersion (see below)

Statistical Explanation	
Calculations based on the Method of Moments	
Skewness: 3rd Stand. Moment; Exact Gaussian = 0.0	
Kurtosis: 4th Stand. Moment; Exact Gaussian = 3.0	
For Further Explanation, See Basille et al. 2002	
Millimeter data calculated by $mm = 2^{-(\phi)}$	

Reciprocal Absolute Relative Dispersion (RARD) Scale	
< 0.5	Excellent homogeneity (e.g., beaches)
0.5 to 1.0	Good homogeneity
1.0 to 1.33	Fair homogeneity
> 1.33	Poor homogeneity (e.g., glacial)



LE-36-BB



Carbonate Grain Size Distribution

Onshore Grab Sample

Sample: LE-36-BB

Total Carbonate Mass: 49.706 grams

% Carbonate: 75.2 %

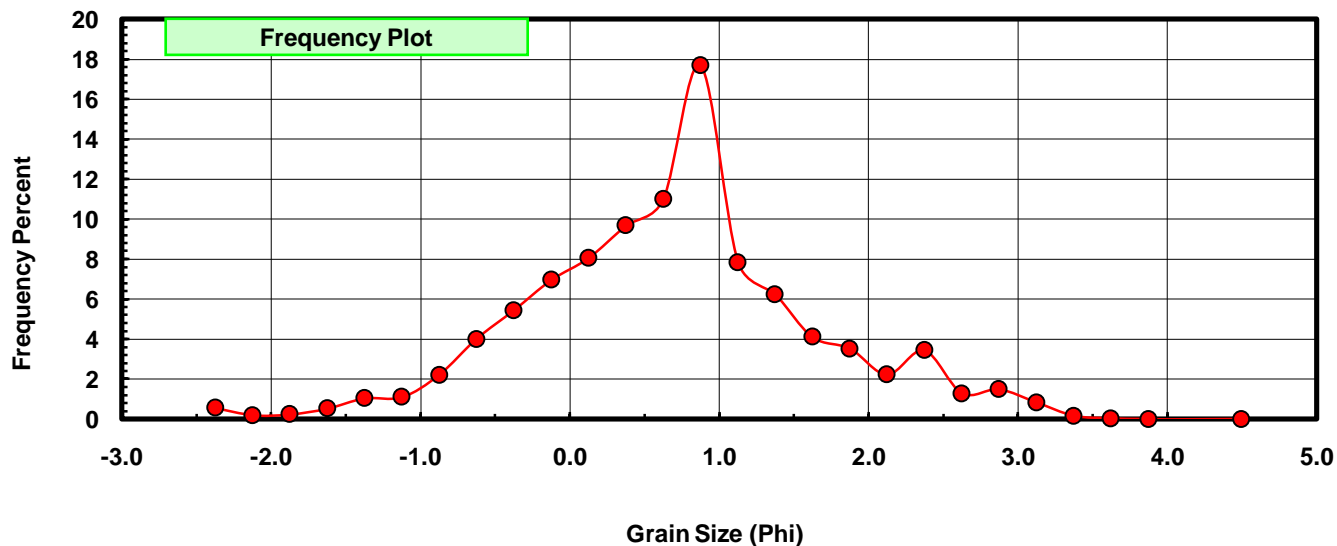
Sieve Size (phi)	Sieve Midpt (phi)	Weight (grams)	Freq Weight %	Cumulative Weight %
-2.25	-2.375	0.280	0.563	0.563
-2.00	-2.125	0.098	0.197	0.760
-1.75	-1.875	0.119	0.239	1.000
-1.50	-1.625	0.262	0.527	1.527
-1.25	-1.375	0.523	1.052	2.579
-1.00	-1.125	0.550	1.107	3.686
-0.75	-0.875	1.102	2.217	5.903
-0.50	-0.625	1.992	4.008	9.910
-0.25	-0.375	2.710	5.452	15.362
0.00	-0.125	3.460	6.961	22.323
0.25	0.125	4.003	8.053	30.377
0.50	0.375	4.811	9.679	40.056
0.75	0.625	5.468	11.001	51.056
1.00	0.875	8.798	17.700	68.756
1.25	1.125	3.897	7.840	76.596
1.50	1.375	3.104	6.245	82.841
1.75	1.625	2.043	4.110	86.951
2.00	1.875	1.755	3.531	90.482
2.25	2.125	1.107	2.227	92.709
2.50	2.375	1.711	3.442	96.151
2.75	2.625	0.641	1.290	97.441
3.00	2.875	0.745	1.499	98.940
3.25	3.125	0.420	0.845	99.785
3.50	3.375	0.083	0.167	99.952
3.75	3.625	0.021	0.042	99.994
4.00	3.875	0.001	0.002	99.996
5.00	4.500	0.002	0.004	100.000

Statistical Results			
Mean:	0.6858	phi	(0.6217 mm)
Standard Dev:	0.9726	phi-units	(0.5096 mm)
Skewness:	0.0132	dimensionless	
Kurtosis:	3.4074	dimensionless	
5th Moment:	-0.7029	dimensionless	
6th Moment:	18.3197	dimensionless	
RARD *	1.4183	dimensionless	
Median	0.6010	phi	(0.6593 mm)

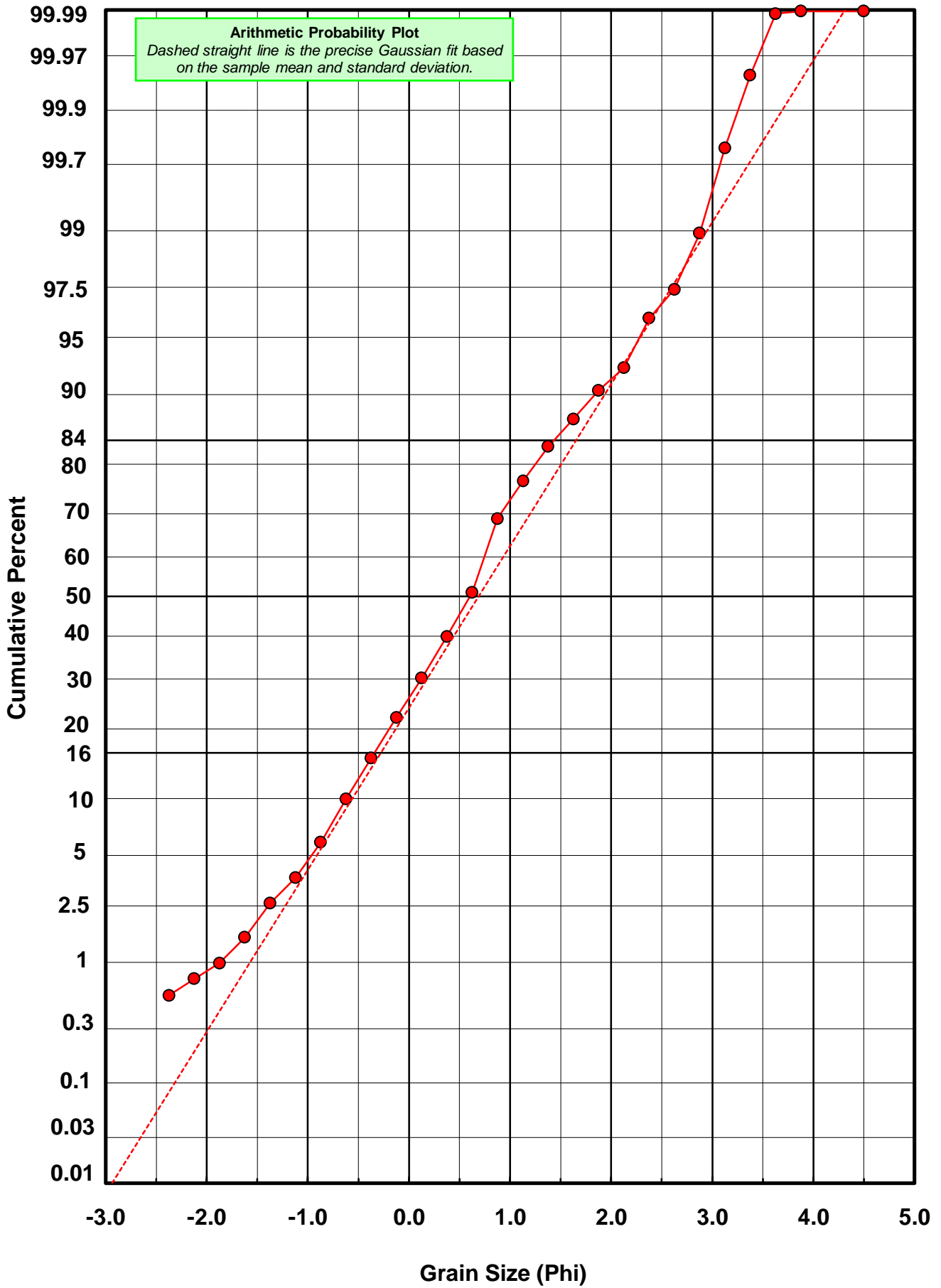
* RARD = reciprocal absolute relative dispersion (see below)

Statistical Explanation	
Calculations based on the Method of Moments	
Skewness: 3rd Stand. Moment; Exact Gaussian = 0.0	
Kurtosis: 4th Stand. Moment; Exact Gaussian = 3.0	
For Further Explanation, See Basille et al. 2002	
Millimeter data calculated by $mm = 2^{-(\phi)}$	

Reciprocal Absolute Relative Dispersion (RARD) Scale	
< 0.5	Excellent homogeneity (e.g., beaches)
0.5 to 1.0	Good homogeneity
1.0 to 1.33	Fair homogeneity
> 1.33	Poor homogeneity (e.g., glacial)



LE-36-BB



Post-Digestion Grain Size Distribution

Onshore Grab Sample

Sample: LE-36-BB

Total Digested Mass: 16.356 grams

% Silica: 24.8 %

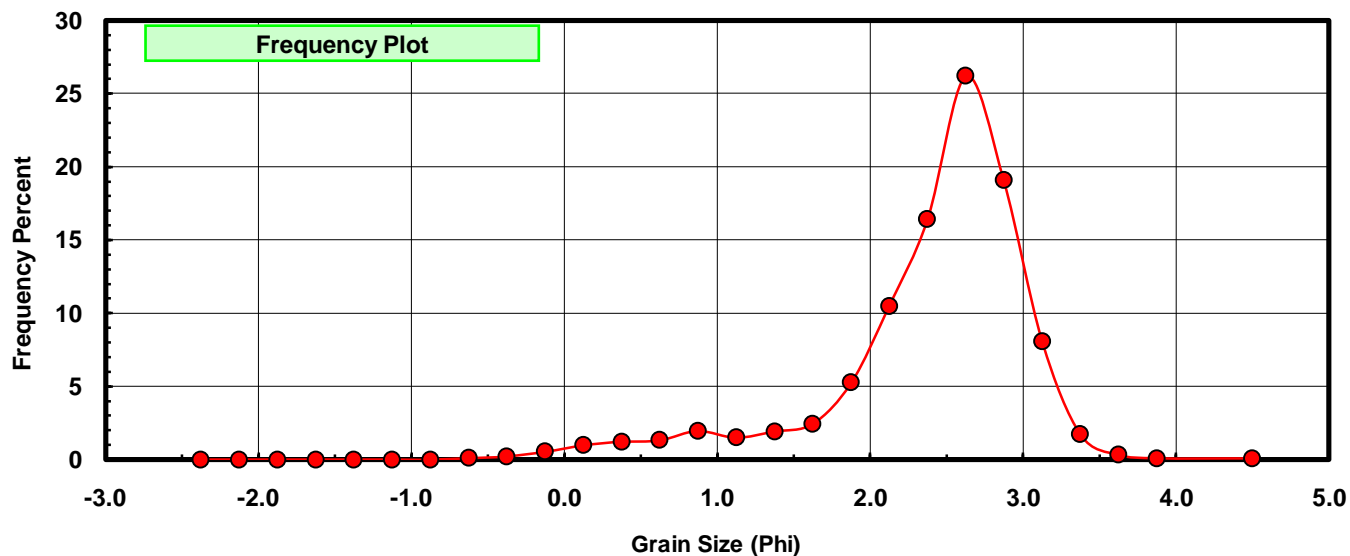
Sieve Size (phi)	Sieve Midpt (phi)	Weight (grams)	Freq Weight %	Cumulative Weight %
-2.25	-2.375	0.000	0.000	0.000
-2.00	-2.125	0.000	0.000	0.000
-1.75	-1.875	0.000	0.000	0.000
-1.50	-1.625	0.000	0.000	0.000
-1.25	-1.375	0.000	0.000	0.000
-1.00	-1.125	0.000	0.000	0.000
-0.75	-0.875	0.000	0.000	0.000
-0.50	-0.625	0.019	0.116	0.116
-0.25	-0.375	0.036	0.220	0.336
0.00	-0.125	0.091	0.556	0.893
0.25	0.125	0.162	0.990	1.883
0.50	0.375	0.200	1.223	3.106
0.75	0.625	0.217	1.327	4.433
1.00	0.875	0.321	1.963	6.395
1.25	1.125	0.247	1.510	7.905
1.50	1.375	0.315	1.926	9.831
1.75	1.625	0.401	2.452	12.283
2.00	1.875	0.862	5.270	17.553
2.25	2.125	1.714	10.479	28.033
2.50	2.375	2.684	16.410	44.442
2.75	2.625	4.284	26.192	70.635
3.00	2.875	3.120	19.076	89.710
3.25	3.125	1.322	8.083	97.793
3.50	3.375	0.281	1.718	99.511
3.75	3.625	0.053	0.324	99.835
4.00	3.875	0.014	0.086	99.921
5.00	4.500	0.013	0.079	100.000

Statistical Results			
Mean:	2.3888	phi	(0.1909 mm)
Standard Dev:	0.6993	phi-units	(0.6159 mm)
Skewness:	-1.5641	dimensionless	
Kurtosis:	5.7417	dimensionless	
5th Moment:	-16.3528	dimensionless	
6th Moment:	56.9016	dimensionless	
RARD *	0.2928	dimensionless	
Median	2.4280	phi	(0.1858 mm)

* RARD = reciprocal absolute relative dispersion (see below)

Statistical Explanation	
Calculations based on the Method of Moments	
Skewness: 3rd Stand. Moment; Exact Gaussian = 0.0	
Kurtosis: 4th Stand. Moment; Exact Gaussian = 3.0	
For Further Explanation, See Basille et al. 2002	
Millimeter data calculated by $mm = 2^{-(\phi)}$	

Reciprocal Absolute Relative Dispersion (RARD) Scale	
< 0.5	Excellent homogeneity (e.g., beaches)
0.5 to 1.0	Good homogeneity
1.0 to 1.33	Fair homogeneity
> 1.33	Poor homogeneity (e.g., glacial)



LE-36-BB

