

Onshore Grab Sample

Sample: LE-34-BB
Sample Taken By: D. Phelps
Sample Collected On: 1/13/10
Splits? N/A

County: Lee
Latitude: 26° 25' 19.3"
Longitude: 82° 05' 00"
Datum: WGS 84
Surf. Elev: N/A
Datum: N/A

Fine Data Summary

Total Sample Weight	57.216 grams
Total Fines in Sample	0.164 grams
Total Percent Fines	0.29 %

Dry Sieving Summary

Total Sample Weight	57.192 grams
Total Digested Weight	18.137 grams
Total Carbonate Weight	39.055 grams
Total Silica %	31.71 %
Total Carbonate %	68.29 %
Carbonate/Silica Ratio	2.153

General Comments:

None

Description

Worked By: M. Ladle

Pre-Digestion Grain Size Distribution

Onshore Grab Sample

Sample: LE-34-BB

Total Sample Mass: 57.192 grams

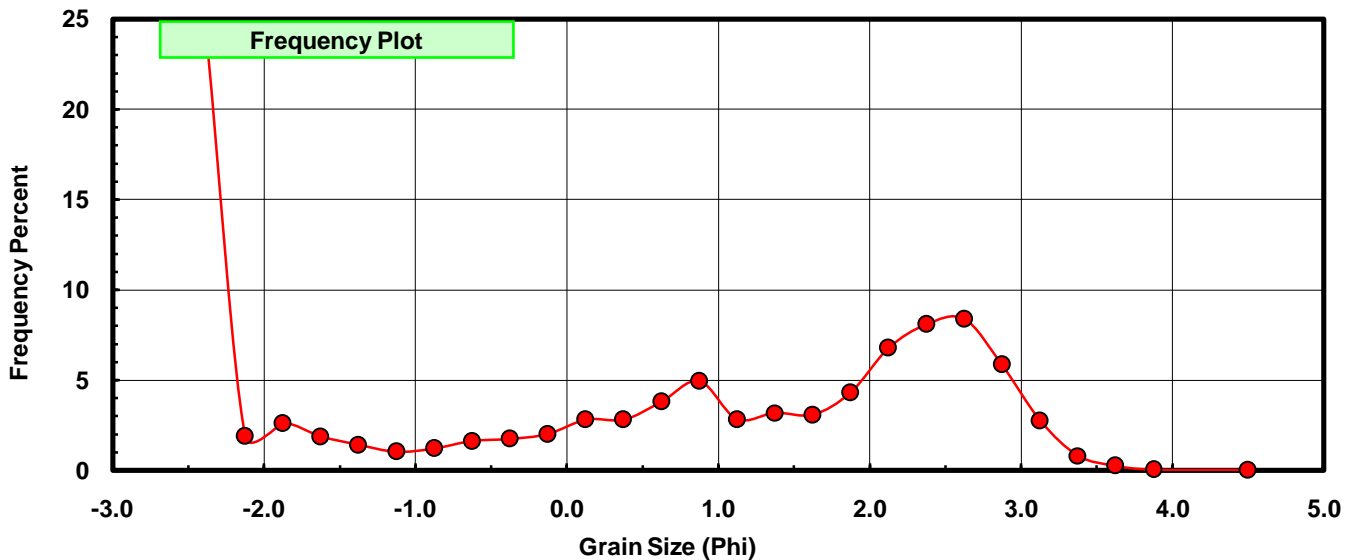
Sieve Size (phi)	Sieve Midpt (phi)	Weight (grams)	Freq Weight %	Cumulative Weight %
-2.25	-2.375	13.591	23.764	23.764
-2.00	-2.125	1.076	1.881	25.645
-1.75	-1.875	1.499	2.621	28.266
-1.50	-1.625	1.074	1.878	30.144
-1.25	-1.375	0.808	1.413	31.557
-1.00	-1.125	0.591	1.033	32.590
-0.75	-0.875	0.694	1.213	33.804
-0.50	-0.625	0.926	1.619	35.423
-0.25	-0.375	1.004	1.755	37.178
0.00	-0.125	1.152	2.014	39.193
0.25	0.125	1.607	2.810	42.002
0.50	0.375	1.606	2.808	44.810
0.75	0.625	2.171	3.796	48.606
1.00	0.875	2.833	4.953	53.560
1.25	1.125	1.620	2.833	56.393
1.50	1.375	1.826	3.193	59.585
1.75	1.625	1.764	3.084	62.670
2.00	1.875	2.466	4.312	66.981
2.25	2.125	3.878	6.781	73.762
2.50	2.375	4.625	8.087	81.849
2.75	2.625	4.801	8.395	90.243
3.00	2.875	3.353	5.863	96.106
3.25	3.125	1.579	2.761	98.867
3.50	3.375	0.467	0.817	99.684
3.75	3.625	0.143	0.250	99.934
4.00	3.875	0.023	0.040	99.974
5.00	4.50	0.015	0.026	100.000

Statistical Results			
Mean:	0.3936	phi	(0.7612 mm)
Standard Dev:	2.0400	phi-units	(0.2432 mm)
Skewness:	-0.2420	dimensionless	
Kurtosis:	1.4716	dimensionless	
5th Moment:	-0.6202	dimensionless	
6th Moment:	2.4102	dimensionless	
RARD *	5.1827	dimensionless	
Median	0.6953	phi	(0.6176 mm)

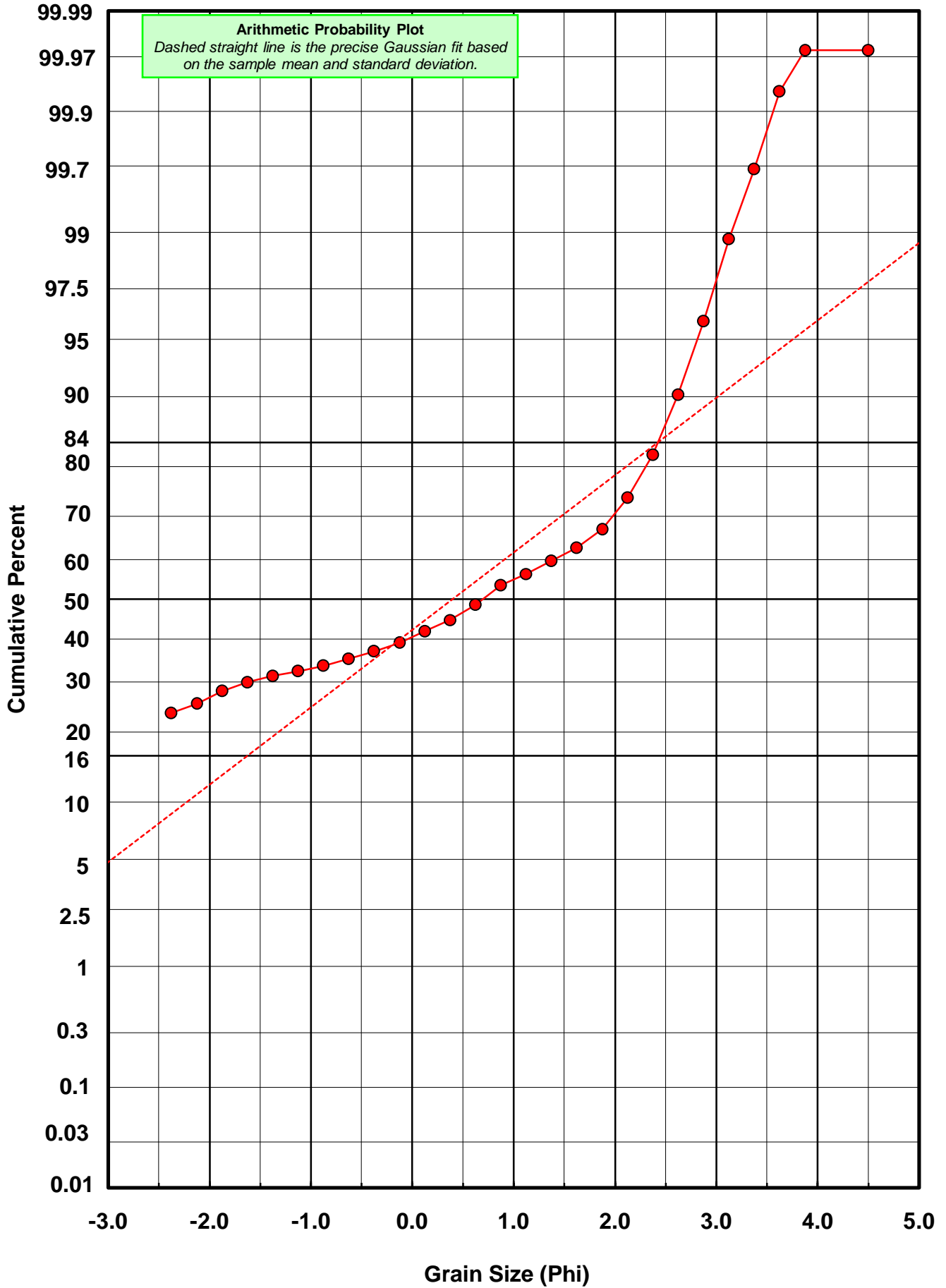
* RARD = reciprocal absolute relative dispersion (see below)

Statistical Explanation	
Calculations based on the Method of Moments	
Skewness: 3rd Stand. Moment; Exact Gaussian = 0.0	
Kurtosis: 4th Stand. Moment; Exact Gaussian = 3.0	
For Further Explanation, See Basille et al. 2002	
Millimeter data calculated by $mm = 2^{-(\phi)}$	

Reciprocal Absolute Relative Dispersion (RARD) Scale	
< 0.5	Excellent homogeneity (e.g., beaches)
0.5 to 1.0	Good homogeneity
1.0 to 1.33	Fair homogeneity
> 1.33	Poor homogeneity (e.g., glacial)



LE-34-BB



Carbonate Grain Size Distribution

Onshore Grab Sample

Sample: LE-34-BB

Total Carbonate Mass: 39.457 grams

% Carbonate: 68.3 %

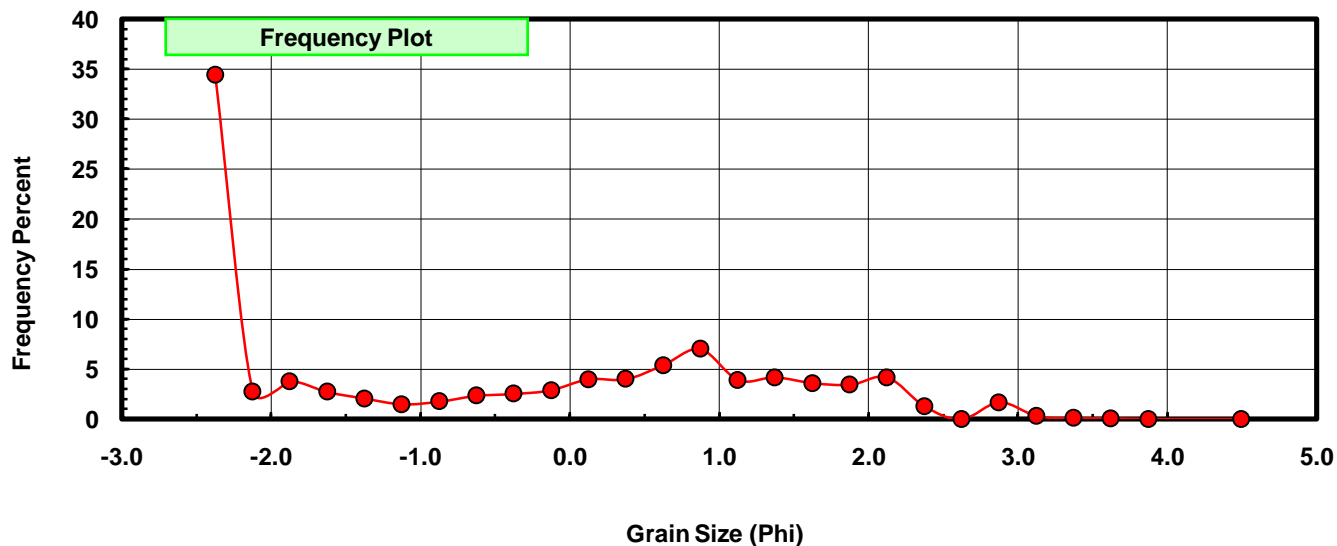
Sieve Size (phi)	Sieve Midpt (phi)	Weight (grams)	Freq Weight %	Cumulative Weight %
-2.25	-2.375	13.591	34.445	34.445
-2.00	-2.125	1.076	2.727	37.172
-1.75	-1.875	1.499	3.799	40.971
-1.50	-1.625	1.074	2.722	43.693
-1.25	-1.375	0.808	2.048	45.741
-1.00	-1.125	0.591	1.498	47.239
-0.75	-0.875	0.694	1.759	48.998
-0.50	-0.625	0.926	2.347	51.345
-0.25	-0.375	1.004	2.545	53.889
0.00	-0.125	1.137	2.882	56.771
0.25	0.125	1.573	3.987	60.757
0.50	0.375	1.578	3.999	64.757
0.75	0.625	2.132	5.403	70.160
1.00	0.875	2.773	7.028	77.188
1.25	1.125	1.540	3.903	81.091
1.50	1.375	1.649	4.179	85.270
1.75	1.625	1.416	3.589	88.859
2.00	1.875	1.354	3.432	92.290
2.25	2.125	1.651	4.184	96.475
2.50	2.375	0.507	1.285	97.760
2.75	2.625	0.000	0.000	97.760
3.00	2.875	0.664	1.683	99.442
3.25	3.125	0.126	0.319	99.762
3.50	3.375	0.046	0.117	99.878
3.75	3.625	0.035	0.089	99.967
4.00	3.875	0.006	0.015	99.982
5.00	4.500	0.007	0.018	100.000

Statistical Results			
Mean:	-0.5541	phi	(1.4682 mm)
Standard Dev:	1.7357	phi-units	(0.3003 mm)
Skewness:	0.2951	dimensionless	
Kurtosis:	1.6031	dimensionless	
5th Moment:	1.3850	dimensionless	
6th Moment:	3.7483	dimensionless	
RARD *	3.1326	dimensionless	
Median	-0.7682	phi	(1.7032 mm)

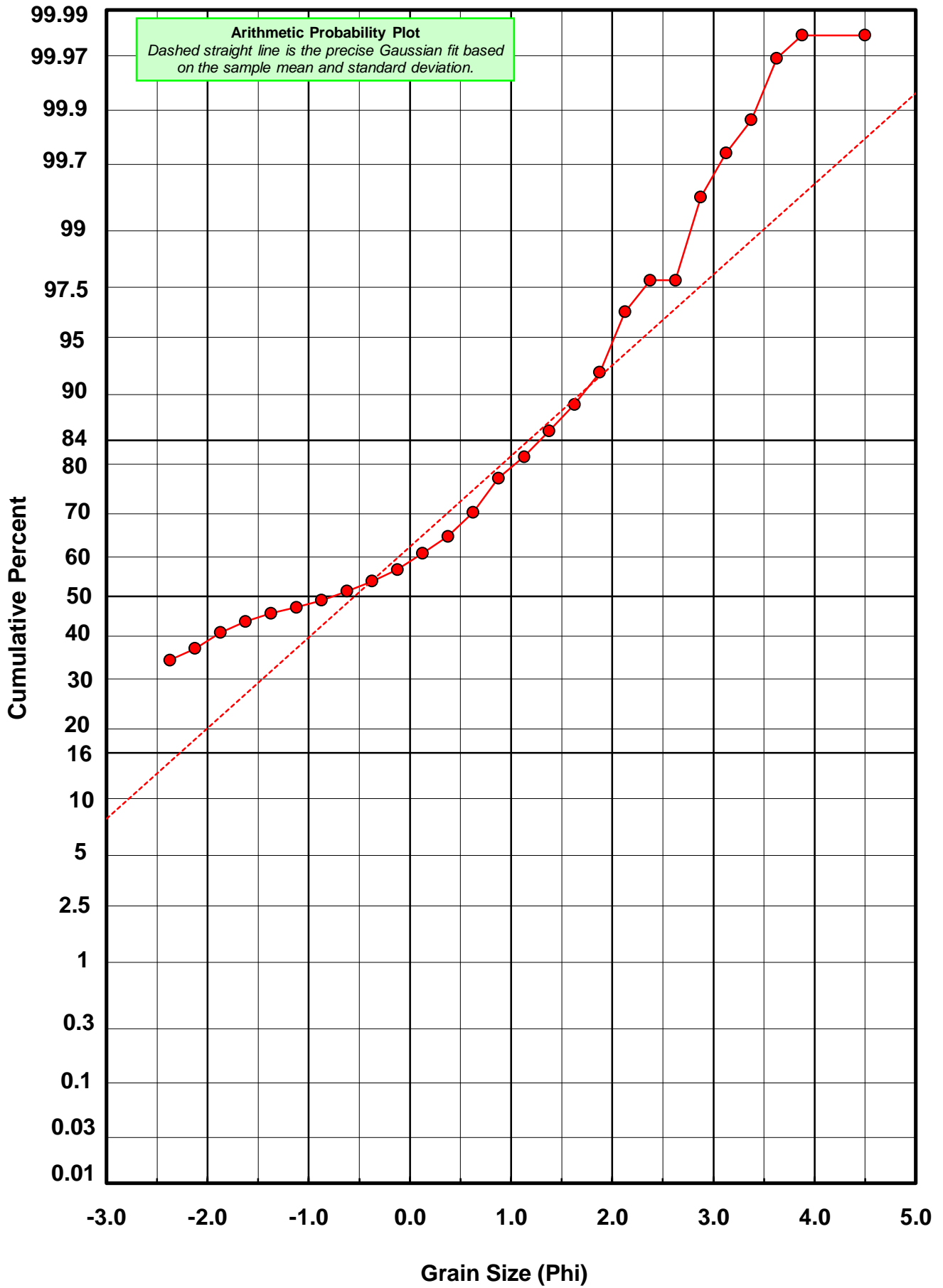
* RARD = reciprocal absolute relative dispersion (see below)

Statistical Explanation	
Calculations based on the Method of Moments	
Skewness: 3rd Stand. Moment; Exact Gaussian = 0.0	
Kurtosis: 4th Stand. Moment; Exact Gaussian = 3.0	
For Further Explanation, See Basille et al. 2002	
Millimeter data calculated by $mm = 2^{-(\phi)}$	

Reciprocal Absolute Relative Dispersion (RARD) Scale	
< 0.5	Excellent homogeneity (e.g., beaches)
0.5 to 1.0	Good homogeneity
1.0 to 1.33	Fair homogeneity
> 1.33	Poor homogeneity (e.g., glacial)



LE-34-BB



Post-Digestion Grain Size Distribution

Onshore Grab Sample

Sample: LE-34-BB

Total Digested Mass: 18.137 grams

% Silica: 31.7 %

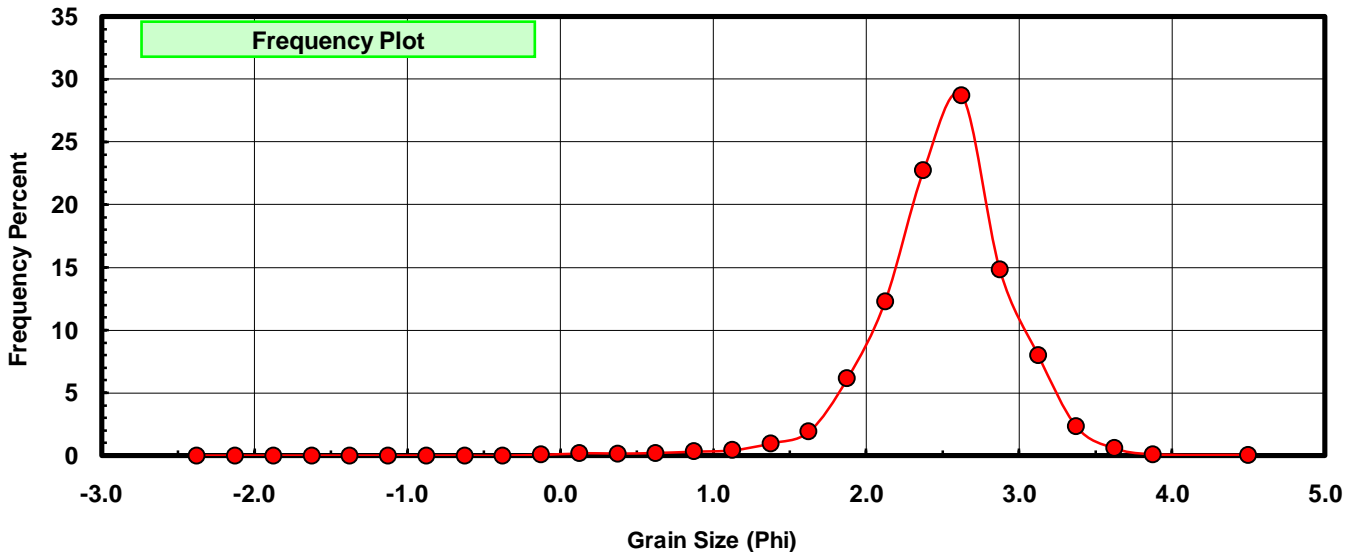
Sieve Size (phi)	Sieve Midpt (phi)	Weight (grams)	Freq Weight %	Cumulative Weight %
-2.25	-2.375	0.000	0.000	0.000
-2.00	-2.125	0.000	0.000	0.000
-1.75	-1.875	0.000	0.000	0.000
-1.50	-1.625	0.000	0.000	0.000
-1.25	-1.375	0.000	0.000	0.000
-1.00	-1.125	0.000	0.000	0.000
-0.75	-0.875	0.000	0.000	0.000
-0.50	-0.625	0.000	0.000	0.000
-0.25	-0.375	0.000	0.000	0.000
0.00	-0.125	0.015	0.083	0.083
0.25	0.125	0.034	0.187	0.270
0.50	0.375	0.028	0.154	0.425
0.75	0.625	0.039	0.215	0.640
1.00	0.875	0.060	0.331	0.970
1.25	1.125	0.080	0.441	1.411
1.50	1.375	0.177	0.976	2.387
1.75	1.625	0.348	1.919	4.306
2.00	1.875	1.112	6.131	10.437
2.25	2.125	2.227	12.279	22.716
2.50	2.375	4.118	22.705	45.421
2.75	2.625	5.203	28.687	74.108
3.00	2.875	2.689	14.826	88.934
3.25	3.125	1.453	8.011	96.945
3.50	3.375	0.421	2.321	99.267
3.75	3.625	0.108	0.595	99.862
4.00	3.875	0.017	0.094	99.956
5.00	4.500	0.008	0.044	100.000

Statistical Results			
Mean:	2.5048	phi	(0.1762 mm)
Standard Dev:	0.4659	phi-units	(0.724 mm)
Skewness:	-0.9248	dimensionless	
Kurtosis:	6.3990	dimensionless	
5th Moment:	-19.8335	dimensionless	
6th Moment:	107.5402	dimensionless	
RARD *	0.1860	dimensionless	
Median	2.4149	phi	(0.1875 mm)

* RARD = reciprocal absolute relative dispersion (see below)

Statistical Explanation	
Calculations based on the Method of Moments	
Skewness: 3rd Stand. Moment; Exact Gaussian = 0.0	
Kurtosis: 4th Stand. Moment; Exact Gaussian = 3.0	
For Further Explanation, See Basille et al. 2002	
Millimeter data calculated by $mm = 2^{-(\phi)}$	

Reciprocal Absolute Relative Dispersion (RARD) Scale	
< 0.5	Excellent homogeneity (e.g., beaches)
0.5 to 1.0	Good homogeneity
1.0 to 1.33	Fair homogeneity
> 1.33	Poor homogeneity (e.g., glacial)



LE-34-BB

