

**Onshore Grab Sample**

**Sample:** LE-32-BB  
**Sample Taken By:** D. Phelps  
**Sample Collected On:** 1/13/10  
**Splits?** N/A

**County:** Lee  
**Latitude:** 26° 25' 48.9"  
**Longitude:** 82° 06' 44.7"  
**Datum:** WGS 84  
**Surf. Elev:** N/A  
**Datum:** N/A

**Fine Data Summary**

Total Sample Weight	0 grams
Total Fines in Sample	0.013 grams
Total Percent Fines	100.00 %

**Dry Sieving Summary**

Total Sample Weight	59.091 grams
Total Digested Weight	22.562 grams
Total Carbonate Weight	36.529 grams
Total Silica %	38.18 %
Total Carbonate %	61.82 %
Carbonate/Silica Ratio	1.619

**General Comments:**

Forgot to weigh sample before Wet Sieving

**Description**

Worked By: M. Ladle

# Pre-Digestion Grain Size Distribution

Onshore Grab Sample

Sample: LE-32-BB

Total Sample Mass: 59.091 grams

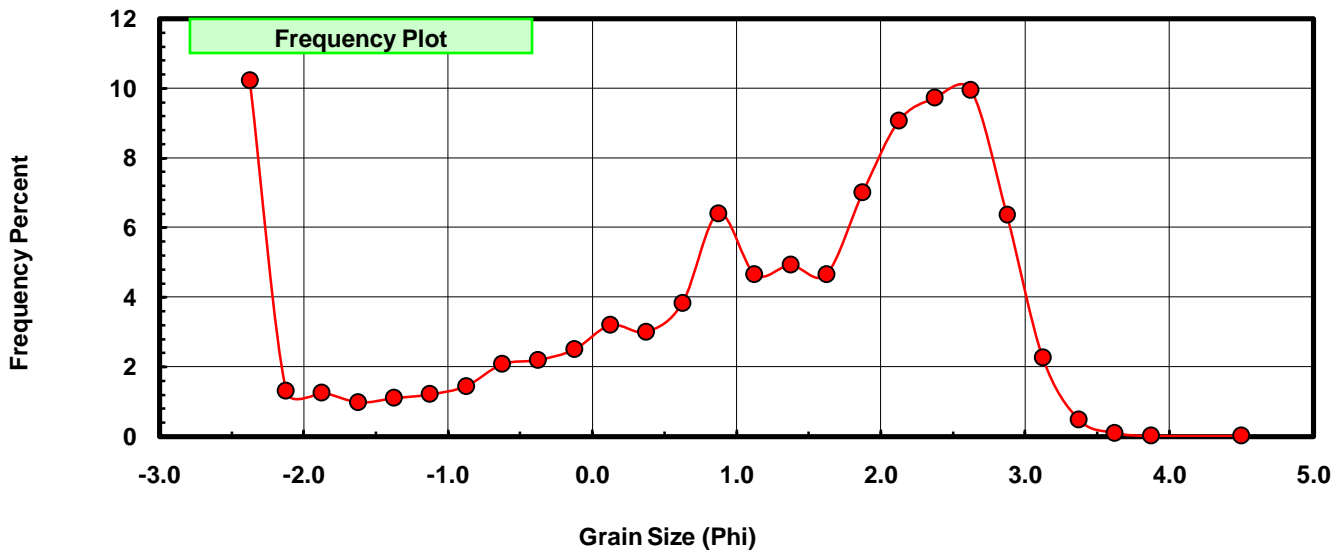
Sieve Size (phi)	Sieve Midpt (phi)	Weight (grams)	Freq Weight %	Cumulative Weight %
-2.25	-2.375	6.038	10.218	10.218
-2.00	-2.125	0.773	1.308	11.526
-1.75	-1.875	0.744	1.259	12.785
-1.50	-1.625	0.581	0.983	13.769
-1.25	-1.375	0.654	1.107	14.875
-1.00	-1.125	0.717	1.213	16.089
-0.75	-0.875	0.854	1.445	17.534
-0.50	-0.625	1.229	2.080	19.614
-0.25	-0.375	1.301	2.202	21.816
0.00	-0.125	1.477	2.500	24.315
0.25	0.125	1.889	3.197	27.512
0.50	0.375	1.776	3.006	30.517
0.75	0.625	2.266	3.835	34.352
1.00	0.875	3.783	6.402	40.754
1.25	1.125	2.753	4.659	45.413
1.50	1.375	2.912	4.928	50.341
1.75	1.625	2.756	4.664	55.005
2.00	1.875	4.144	7.013	62.018
2.25	2.125	5.355	9.062	71.080
2.50	2.375	5.743	9.719	80.799
2.75	2.625	5.878	9.947	90.746
3.00	2.875	3.760	6.363	97.110
3.25	3.125	1.338	2.264	99.374
3.50	3.375	0.282	0.477	99.851
3.75	3.625	0.061	0.103	99.954
4.00	3.875	0.014	0.024	99.978
5.00	4.50	0.013	0.022	100.000

Statistical Results			
Mean:	1.0067	phi	(0.4977 mm)
Standard Dev:	1.6899	phi-units	(0.3099 mm)
Skewness:	-0.8072	dimensionless	
Kurtosis:	2.4612	dimensionless	
5th Moment:	-3.7042	dimensionless	
6th Moment:	8.2602	dimensionless	
RARD *	1.6787	dimensionless	
Median	1.3577	phi	(0.3902 mm)

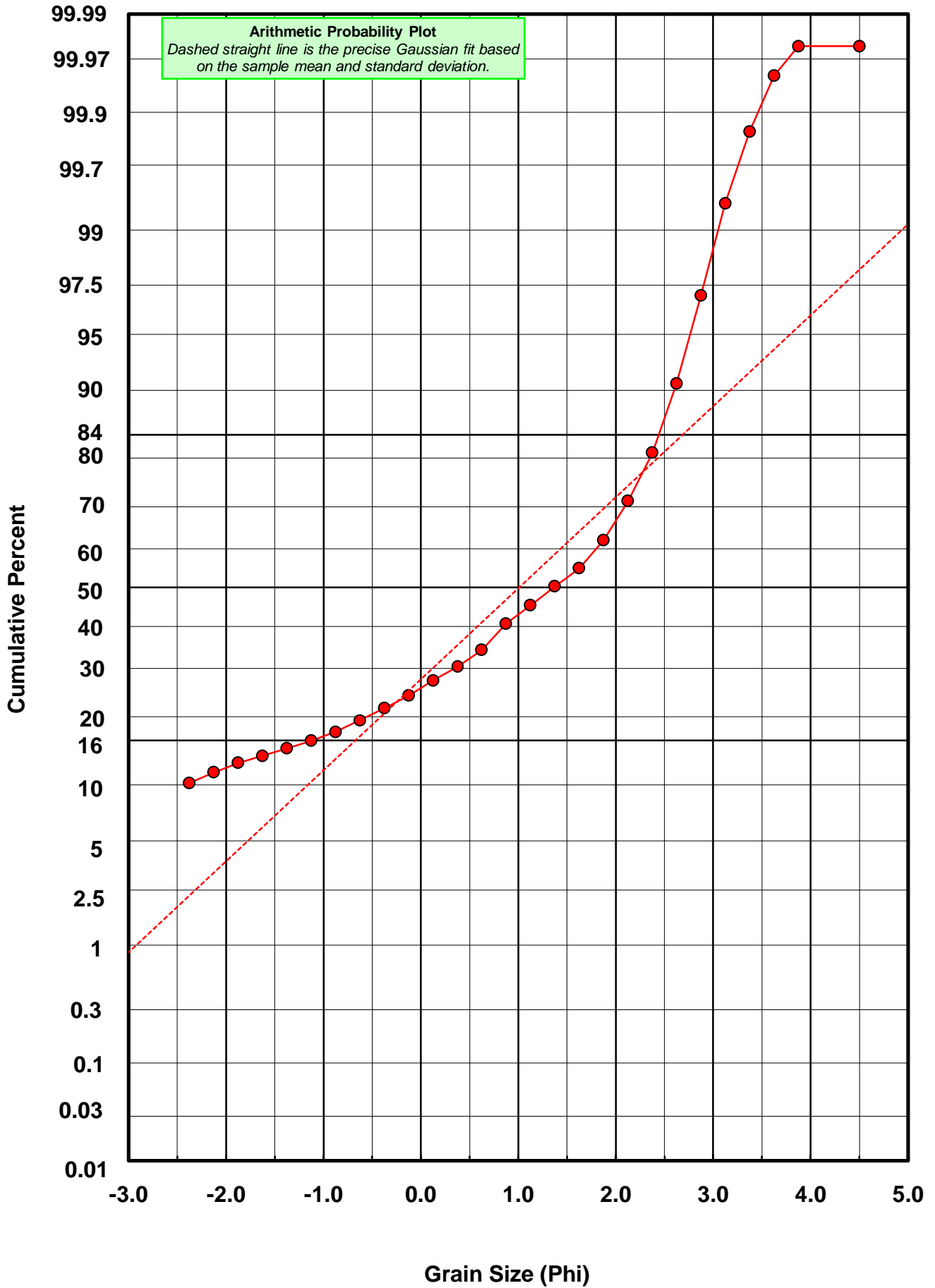
\* RARD = reciprocal absolute relative dispersion (see below)

Statistical Explanation	
Calculations based on the Method of Moments	
Skewness: 3rd Stand. Moment; Exact Gaussian = 0.0	
Kurtosis: 4th Stand. Moment; Exact Gaussian = 3.0	
For Further Explanation, See Basille et al. 2002	
Millimeter data calculated by $mm = 2^{(-phi)}$	

Reciprocal Absolute Relative Dispersion (RARD) Scale	
< 0.5	Excellent homogeneity (e.g., beaches)
0.5 to 1.0	Good homogeneity
1.0 to 1.33	Fair homogeneity
> 1.33	Poor homogeneity (e.g., glacial)



# LE-32-BB



# Carbonate Grain Size Distribution

Onshore Grab Sample

Sample: LE-32-BB

Total Carbonate Mass: 37.078 grams

% Carbonate: 61.8 %

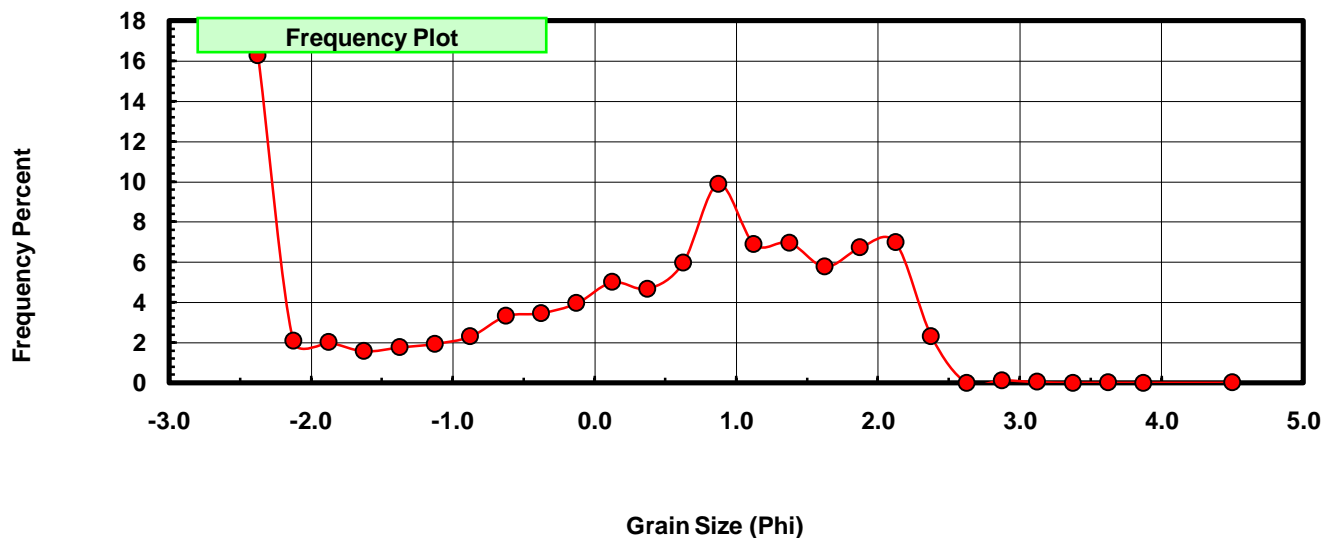
Sieve Size (phi)	Sieve Midpt (phi)	Weight (grams)	Freq Weight %	Cumulative Weight %
-2.25	-2.375	6.038	16.285	16.285
-2.00	-2.125	0.773	2.085	18.369
-1.75	-1.875	0.744	2.007	20.376
-1.50	-1.625	0.581	1.567	21.943
-1.25	-1.375	0.654	1.764	23.707
-1.00	-1.125	0.717	1.934	25.641
-0.75	-0.875	0.854	2.303	27.944
-0.50	-0.625	1.229	3.315	31.258
-0.25	-0.375	1.282	3.458	34.716
0.00	-0.125	1.464	3.948	38.664
0.25	0.125	1.855	5.003	43.667
0.50	0.375	1.731	4.669	48.336
0.75	0.625	2.209	5.958	54.294
1.00	0.875	3.663	9.879	64.173
1.25	1.125	2.557	6.896	71.069
1.50	1.375	2.582	6.964	78.033
1.75	1.625	2.140	5.772	83.804
2.00	1.875	2.493	6.724	90.528
2.25	2.125	2.585	6.972	97.500
2.50	2.375	0.861	2.322	99.822
2.75	2.625	0.000	0.000	99.822
3.00	2.875	0.046	0.124	99.946
3.25	3.125	0.013	0.035	99.981
3.50	3.375	0.000	0.000	99.981
3.75	3.625	0.002	0.005	99.987
4.00	3.875	0.000	0.000	99.987
5.00	4.500	0.005	0.013	100.000

Statistical Results			
Mean:	0.1505	phi	(0.901 mm)
Standard Dev:	1.5616	phi-units	(0.3388 mm)
Skewness:	-0.4496	dimensionless	
Kurtosis:	1.8598	dimensionless	
5th Moment:	-1.5103	dimensionless	
6th Moment:	4.1629	dimensionless	
RARD *	10.3780	dimensionless	
Median	0.4448	phi	(0.7347 mm)

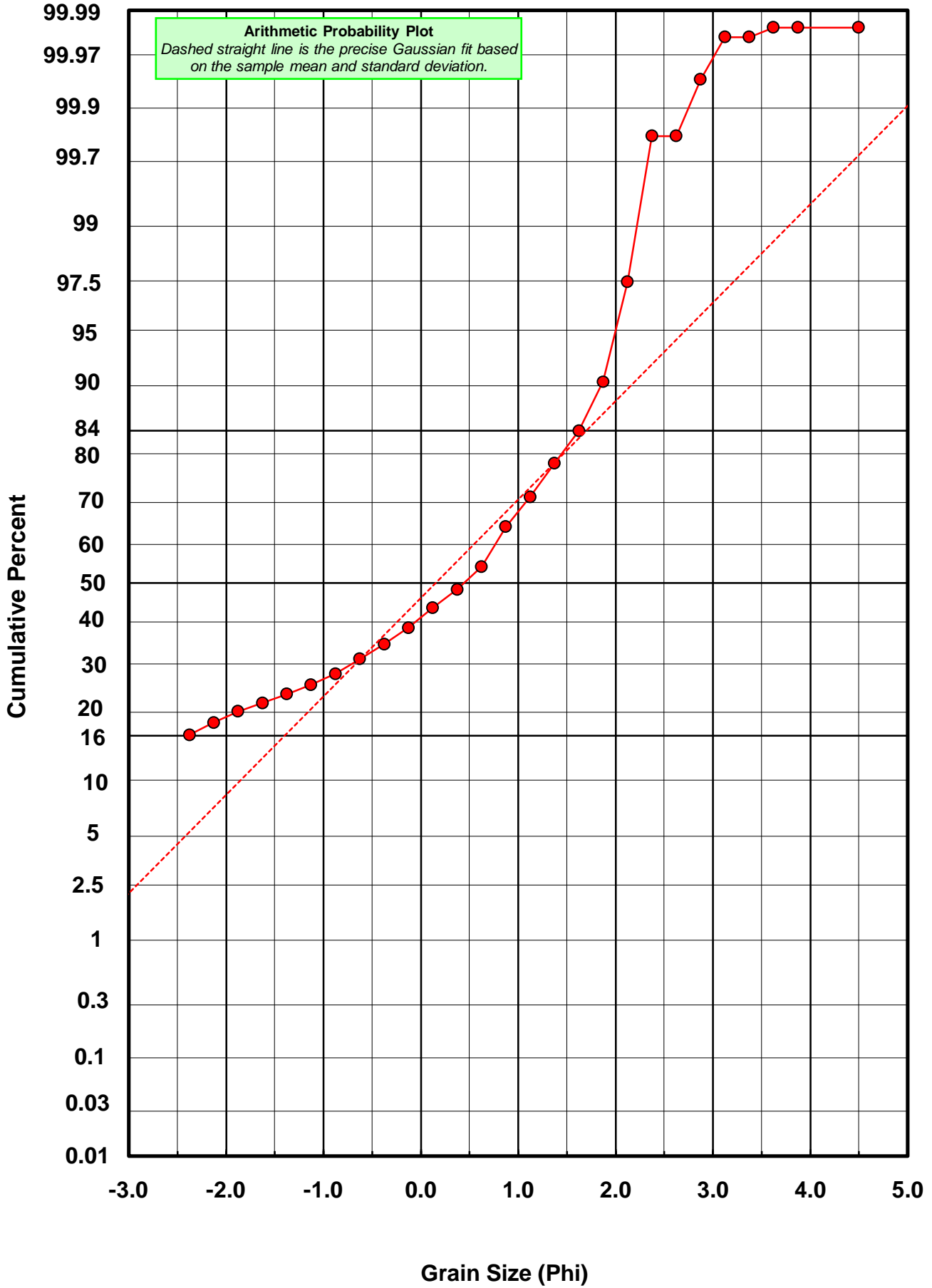
\* RARD = reciprocal absolute relative dispersion (see below)

Statistical Explanation	
Calculations based on the Method of Moments	
Skewness: 3rd Stand. Moment; Exact Gaussian = 0.0	
Kurtosis: 4th Stand. Moment; Exact Gaussian = 3.0	
For Further Explanation, See Basille et al. 2002	
Millimeter data calculated by $mm = 2^{-(\phi)}$	

Reciprocal Absolute Relative Dispersion (RARD) Scale	
< 0.5	Excellent homogeneity (e.g., beaches)
0.5 to 1.0	Good homogeneity
1.0 to 1.33	Fair homogeneity
> 1.33	Poor homogeneity (e.g., glacial)



# LE-32-BB



# Post-Digestion Grain Size Distribution

Onshore Grab Sample

Sample: LE-32-BB

Total Digested Mass: 22.562 grams

% Silica: 38.2 %

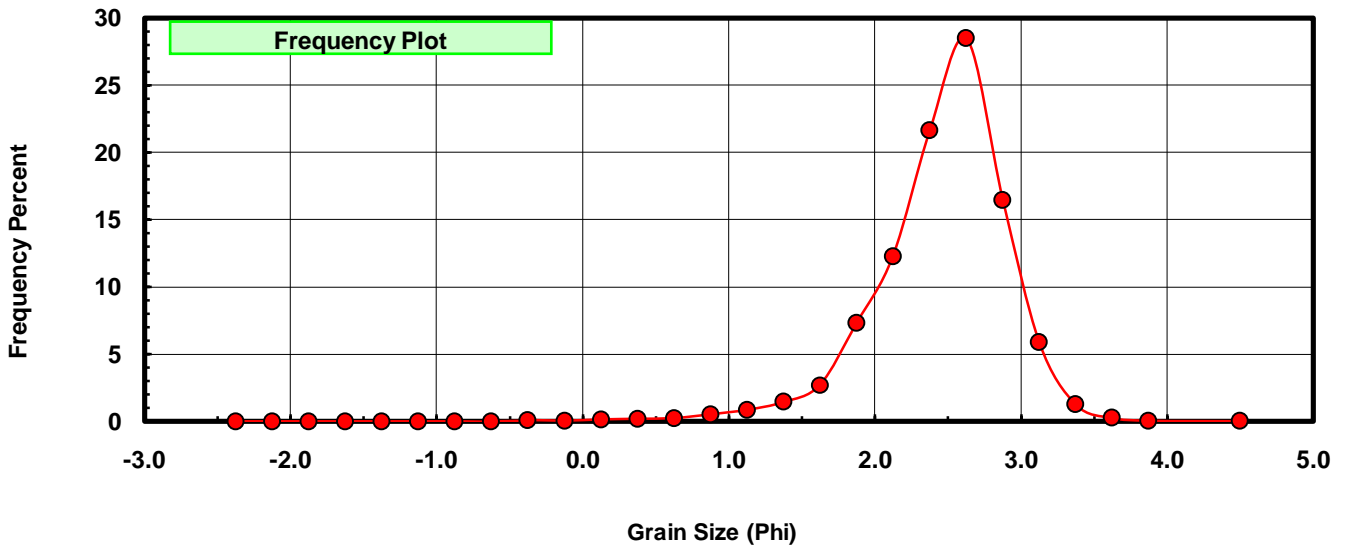
Sieve Size (phi)	Sieve Midpt (phi)	Weight (grams)	Freq Weight %	Cumulative Weight %
-2.25	-2.375	0.000	0.000	0.000
-2.00	-2.125	0.000	0.000	0.000
-1.75	-1.875	0.000	0.000	0.000
-1.50	-1.625	0.000	0.000	0.000
-1.25	-1.375	0.000	0.000	0.000
-1.00	-1.125	0.000	0.000	0.000
-0.75	-0.875	0.000	0.000	0.000
-0.50	-0.625	0.000	0.000	0.000
-0.25	-0.375	0.019	0.084	0.084
0.00	-0.125	0.013	0.058	0.142
0.25	0.125	0.034	0.151	0.293
0.50	0.375	0.045	0.199	0.492
0.75	0.625	0.057	0.253	0.745
1.00	0.875	0.120	0.532	1.276
1.25	1.125	0.196	0.869	2.145
1.50	1.375	0.330	1.463	3.608
1.75	1.625	0.616	2.730	6.338
2.00	1.875	1.651	7.318	13.656
2.25	2.125	2.770	12.277	25.933
2.50	2.375	4.882	21.638	47.571
2.75	2.625	6.421	28.459	76.030
3.00	2.875	3.714	16.461	92.492
3.25	3.125	1.325	5.873	98.365
3.50	3.375	0.287	1.272	99.637
3.75	3.625	0.059	0.262	99.898
4.00	3.875	0.015	0.066	99.965
5.00	4.500	0.008	0.035	100.000

Statistical Results			
Mean:	2.4535	phi	(0.1826 mm)
Standard Dev:	0.4804	phi-units	(0.7168 mm)
Skewness:	-1.1745	dimensionless	
Kurtosis:	6.5222	dimensionless	
5th Moment:	-21.8637	dimensionless	
6th Moment:	111.8200	dimensionless	
RARD *	0.1958	dimensionless	
Median	2.3963	phi	(0.1899 mm)

\* RARD = reciprocal absolute relative dispersion (see below)

Statistical Explanation	
Calculations based on the Method of Moments	
Skewness: 3rd Stand. Moment; Exact Gaussian = 0.0	
Kurtosis: 4th Stand. Moment; Exact Gaussian = 3.0	
For Further Explanation, See Basille et al. 2002	
Millimeter data calculated by $mm = 2^{-(\phi)}$	

Reciprocal Absolute Relative Dispersion (RARD) Scale	
< 0.5	Excellent homogeneity (e.g., beaches)
0.5 to 1.0	Good homogeneity
1.0 to 1.33	Fair homogeneity
> 1.33	Poor homogeneity (e.g., glacial)



# LE-32-BB

