

Onshore Grab Sample

Sample: LE-24-BB
Sample Taken By: D. Phelps
Sample Collected On: 11/7/09
Splits? N/A

County: Lee
Latitude: 26° 30' 1"
Longitude: 82° 11' 19.9"
Datum: WGS 84
Surf. Elev: N/A
Datum: N/A

Fine Data Summary

Total Sample Weight 56.782 grams
Total Fines in Sample 0.188 grams
Total Percent Fines 0.33 %

Dry Sieving Summary

Total Sample Weight 56.616 grams
Total Digested Weight 28.911 grams
Total Carbonate Weight 27.705 grams
Total Silica % 51.07 %
Total Carbonate % 48.93 %
Carbonate/Silica Ratio 0.958

General Comments:

None

Description

Worked By: M. Ladle

Pre-Digestion Grain Size Distribution

Onshore Grab Sample

Sample: LE-24-BB

Total Sample Mass: 56.616 grams

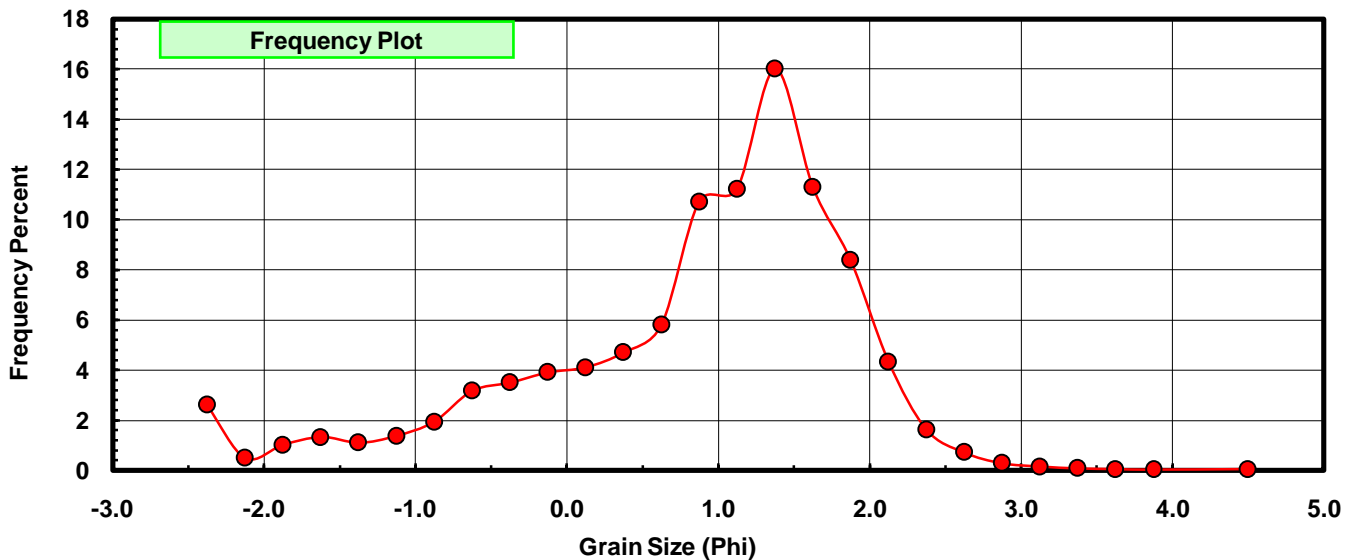
Sieve Size (phi)	Sieve Midpt (phi)	Weight (grams)	Freq Weight %	Cumulative Weight %
-2.25	-2.375	1.476	2.607	2.607
-2.00	-2.125	0.279	0.493	3.100
-1.75	-1.875	0.575	1.016	4.115
-1.50	-1.625	0.751	1.326	5.442
-1.25	-1.375	0.627	1.107	6.549
-1.00	-1.125	0.776	1.371	7.920
-0.75	-0.875	1.092	1.929	9.849
-0.50	-0.625	1.793	3.167	13.016
-0.25	-0.375	1.981	3.499	16.515
0.00	-0.125	2.213	3.909	20.424
0.25	0.125	2.326	4.108	24.532
0.50	0.375	2.667	4.711	29.243
0.75	0.625	3.288	5.808	35.050
1.00	0.875	6.065	10.713	45.763
1.25	1.125	6.350	11.216	56.979
1.50	1.375	9.066	16.013	72.992
1.75	1.625	6.391	11.288	84.280
2.00	1.875	4.746	8.383	92.663
2.25	2.125	2.454	4.334	96.997
2.50	2.375	0.925	1.634	98.631
2.75	2.625	0.406	0.717	99.348
3.00	2.875	0.164	0.290	99.638
3.25	3.125	0.087	0.154	99.792
3.50	3.375	0.047	0.083	99.875
3.75	3.625	0.028	0.049	99.924
4.00	3.875	0.020	0.035	99.959
5.00	4.50	0.023	0.041	100.000

Statistical Results			
Mean:	0.8121	phi	(0.5695 mm)
Standard Dev:	1.1083	phi-units	(0.4638 mm)
Skewness:	-1.0260	dimensionless	
Kurtosis:	3.8117	dimensionless	
5th Moment:	-7.5078	dimensionless	
6th Moment:	23.6250	dimensionless	
RARD *	1.3646	dimensionless	
Median	0.9694	phi	(0.5107 mm)

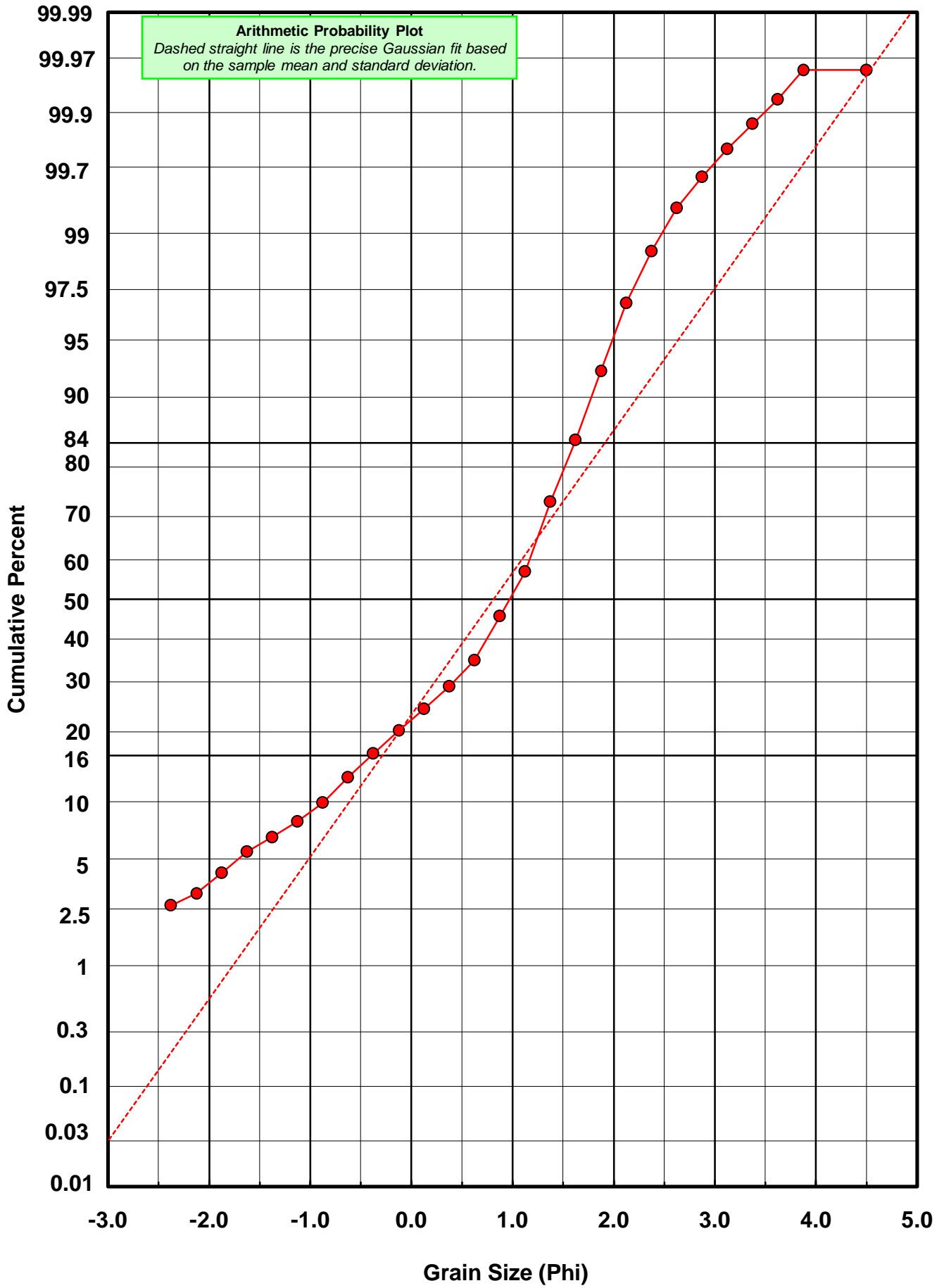
* RARD = reciprocal absolute relative dispersion (see below)

Statistical Explanation	
Calculations based on the Method of Moments	
Skewness: 3rd Stand. Moment; Exact Gaussian = 0.0	
Kurtosis: 4th Stand. Moment; Exact Gaussian = 3.0	
For Further Explanation, See Basille et al. 2002	
Millimeter data calculated by $mm = 2^{-(\phi)}$	

Reciprocal Absolute Relative Dispersion (RARD) Scale	
< 0.5	Excellent homogeneity (e.g., beaches)
0.5 to 1.0	Good homogeneity
1.0 to 1.33	Fair homogeneity
> 1.33	Poor homogeneity (e.g., glacial)



LE-24-BB



Carbonate Grain Size Distribution

Onshore Grab Sample

Sample: LE-24-BB

Total Carbonate Mass: 27.741 grams

% Carbonate: 48.9 %

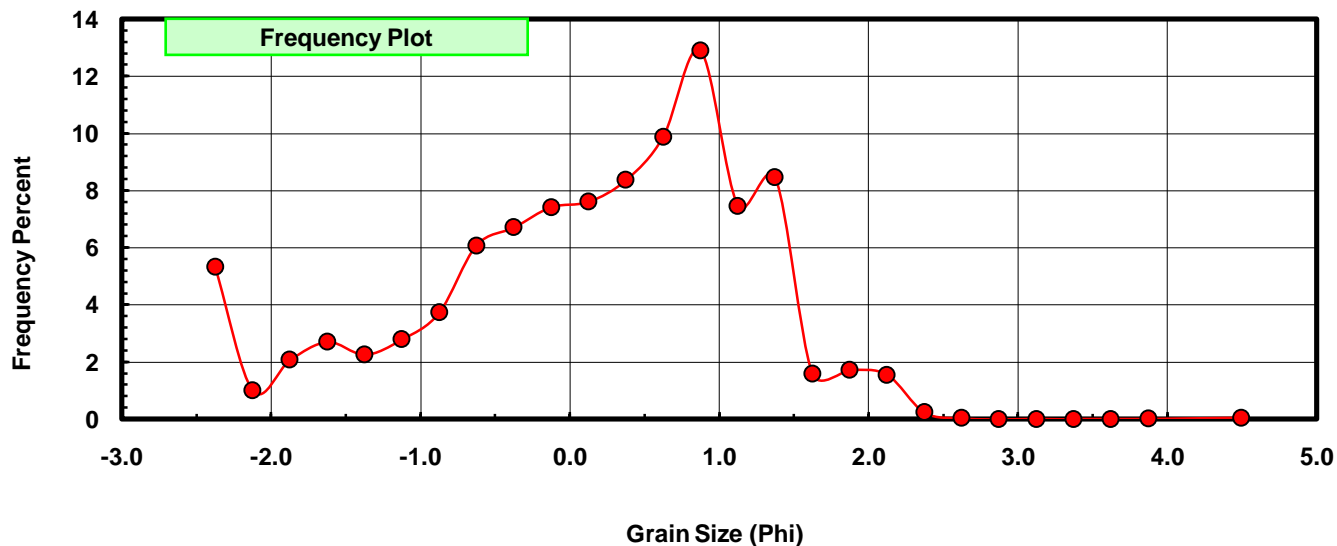
Sieve Size (phi)	Sieve Midpt (phi)	Weight (grams)	Freq Weight %	Cumulative Weight %
-2.25	-2.375	1.476	5.321	5.321
-2.00	-2.125	0.279	1.006	6.326
-1.75	-1.875	0.575	2.073	8.399
-1.50	-1.625	0.751	2.707	11.106
-1.25	-1.375	0.627	2.260	13.366
-1.00	-1.125	0.776	2.797	16.164
-0.75	-0.875	1.035	3.731	19.895
-0.50	-0.625	1.685	6.074	25.969
-0.25	-0.375	1.862	6.712	32.681
0.00	-0.125	2.058	7.419	40.099
0.25	0.125	2.112	7.613	47.713
0.50	0.375	2.323	8.374	56.087
0.75	0.625	2.740	9.877	65.964
1.00	0.875	3.579	12.901	78.865
1.25	1.125	2.070	7.462	86.327
1.50	1.375	2.346	8.457	94.784
1.75	1.625	0.441	1.590	96.374
2.00	1.875	0.478	1.723	98.097
2.25	2.125	0.431	1.554	99.650
2.50	2.375	0.068	0.245	99.895
2.75	2.625	0.010	0.036	99.932
3.00	2.875	0.000	0.000	99.932
3.25	3.125	0.000	0.000	99.932
3.50	3.375	0.000	0.000	99.932
3.75	3.625	0.001	0.004	99.935
4.00	3.875	0.005	0.018	99.953
5.00	4.500	0.013	0.047	100.000

Statistical Results			
Mean:	0.1184	phi	(0.9212 mm)
Standard Dev:	1.1265	phi-units	(0.458 mm)
Skewness:	-0.5618	dimensionless	
Kurtosis:	2.7402	dimensionless	
5th Moment:	-2.6919	dimensionless	
6th Moment:	11.6643	dimensionless	
RARD *	9.5115	dimensionless	
Median	0.1933	phi	(0.8746 mm)

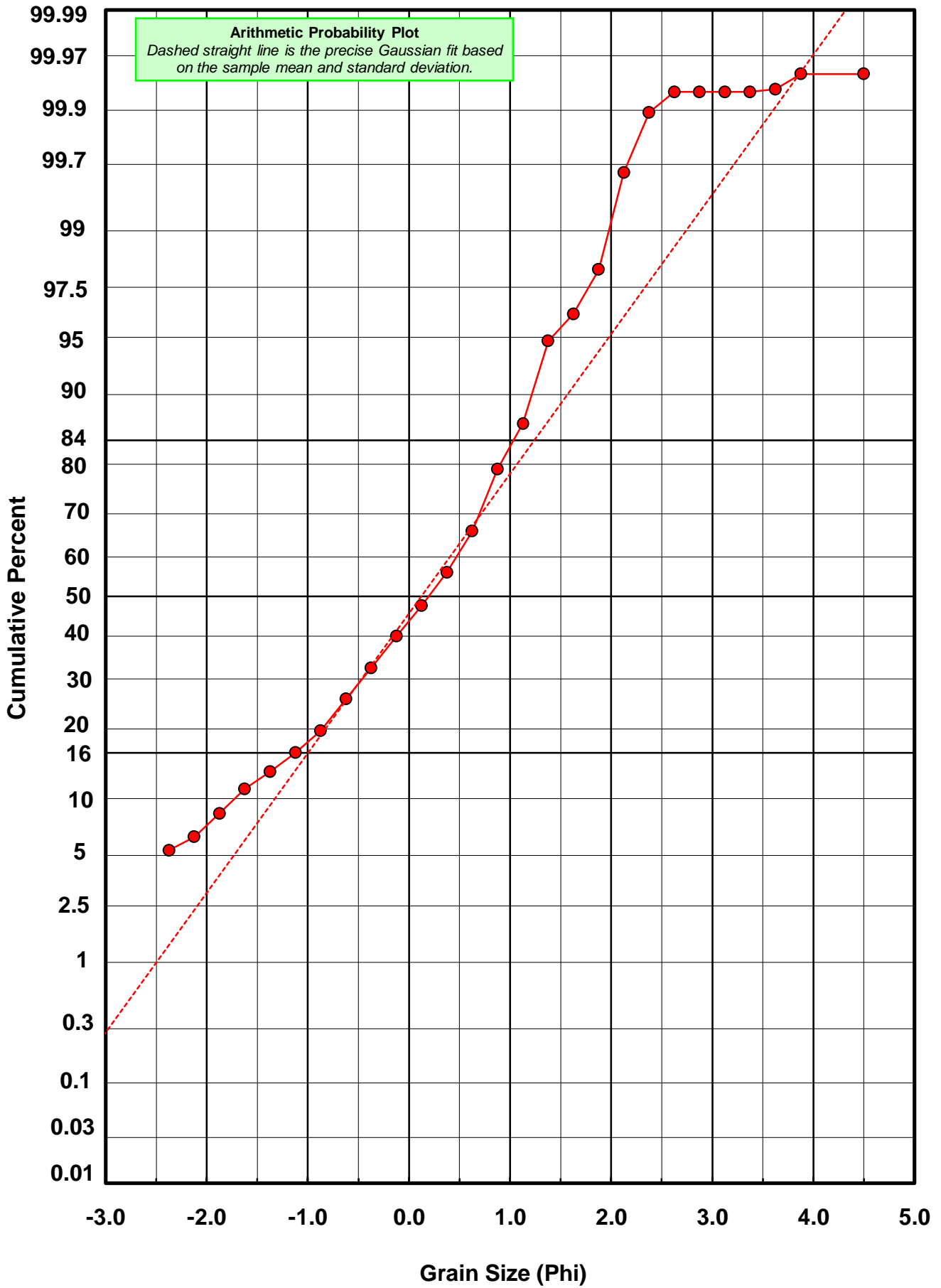
* RARD = reciprocal absolute relative dispersion (see below)

Statistical Explanation	
Calculations based on the Method of Moments	
Skewness: 3rd Stand. Moment; Exact Gaussian = 0.0	
Kurtosis: 4th Stand. Moment; Exact Gaussian = 3.0	
For Further Explanation, See Basille et al. 2002	
Millimeter data calculated by $mm = 2^{-(\phi)}$	

Reciprocal Absolute Relative Dispersion (RARD) Scale	
< 0.5	Excellent homogeneity (e.g., beaches)
0.5 to 1.0	Good homogeneity
1.0 to 1.33	Fair homogeneity
> 1.33	Poor homogeneity (e.g., glacial)



LE-24-BB



Post-Digestion Grain Size Distribution

Onshore Grab Sample

Sample: LE-24-BB

Total Digested Mass: 28.911 grams

% Silica: 51.1 %

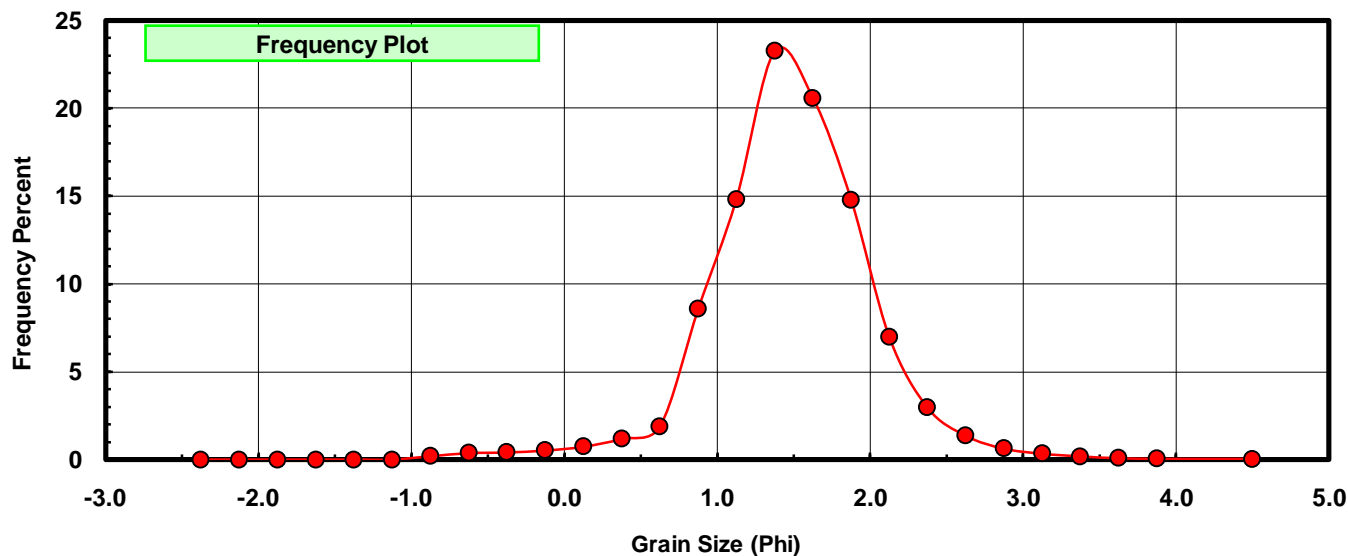
Sieve Size (phi)	Sieve Midpt (phi)	Weight (grams)	Freq Weight %	Cumulative Weight %
-2.25	-2.375	0.000	0.000	0.000
-2.00	-2.125	0.000	0.000	0.000
-1.75	-1.875	0.000	0.000	0.000
-1.50	-1.625	0.000	0.000	0.000
-1.25	-1.375	0.000	0.000	0.000
-1.00	-1.125	0.000	0.000	0.000
-0.75	-0.875	0.057	0.197	0.197
-0.50	-0.625	0.108	0.374	0.571
-0.25	-0.375	0.119	0.412	0.982
0.00	-0.125	0.155	0.536	1.518
0.25	0.125	0.214	0.740	2.259
0.50	0.375	0.344	1.190	3.449
0.75	0.625	0.548	1.895	5.344
1.00	0.875	2.486	8.599	13.943
1.25	1.125	4.280	14.804	28.747
1.50	1.375	6.720	23.244	51.991
1.75	1.625	5.950	20.580	72.571
2.00	1.875	4.268	14.763	87.334
2.25	2.125	2.023	6.997	94.331
2.50	2.375	0.857	2.964	97.295
2.75	2.625	0.396	1.370	98.665
3.00	2.875	0.184	0.636	99.301
3.25	3.125	0.099	0.342	99.644
3.50	3.375	0.051	0.176	99.820
3.75	3.625	0.027	0.093	99.914
4.00	3.875	0.015	0.052	99.965
5.00	4.500	0.010	0.035	100.000

Statistical Results			
Mean:	1.4805	phi	(0.3584 mm)
Standard Dev:	0.5450	phi-units	(0.6854 mm)
Skewness:	-0.2626	dimensionless	
Kurtosis:	5.6488	dimensionless	
5th Moment:	-3.7601	dimensionless	
6th Moment:	67.2250	dimensionless	
RARD *	0.3681	dimensionless	
Median	1.3536	phi	(0.3913 mm)

* RARD = reciprocal absolute relative dispersion (see below)

Statistical Explanation	
Calculations based on the Method of Moments	
Skewness: 3rd Stand. Moment; Exact Gaussian = 0.0	
Kurtosis: 4th Stand. Moment; Exact Gaussian = 3.0	
For Further Explanation, See Basille et al. 2002	
Millimeter data calculated by $mm = 2^{-(\phi)}$	

Reciprocal Absolute Relative Dispersion (RARD) Scale	
< 0.5	Excellent homogeneity (e.g., beaches)
0.5 to 1.0	Good homogeneity
1.0 to 1.33	Fair homogeneity
> 1.33	Poor homogeneity (e.g., glacial)



LE-24-BB

