

## **Onshore Grab Sample**

**Sample:** LE-23  
**Sample Taken By:** D. Phelps  
**Sample Collected On:** 11/7/09  
**Splits?** N/A

**County:** Lee  
**Latitude:** 26° 30' 47.1"  
**Longitude:** 82° 11' 30.1"  
**Datum:** WGS 84  
**Surf. Elev:** N/A  
**Datum:** N/A

### **Fine Data Summary**

Total Sample Weight	54.473 grams
Total Fines in Sample	0.175 grams
Total Percent Fines	0.32 %

### **Dry Sieving Summary**

Total Sample Weight	54.297 grams
Total Digested Weight	18.080 grams
Total Carbonate Weight	36.217 grams
Total Silica %	33.30 %
Total Carbonate %	66.70 %
Carbonate/Silica Ratio	2.003

### **General Comments:**

None

### **Description**

Worked By: M. Ladle

# Pre-Digestion Grain Size Distribution

Onshore Grab Sample

Sample: LE-23

Total Sample Mass: 54.297 grams

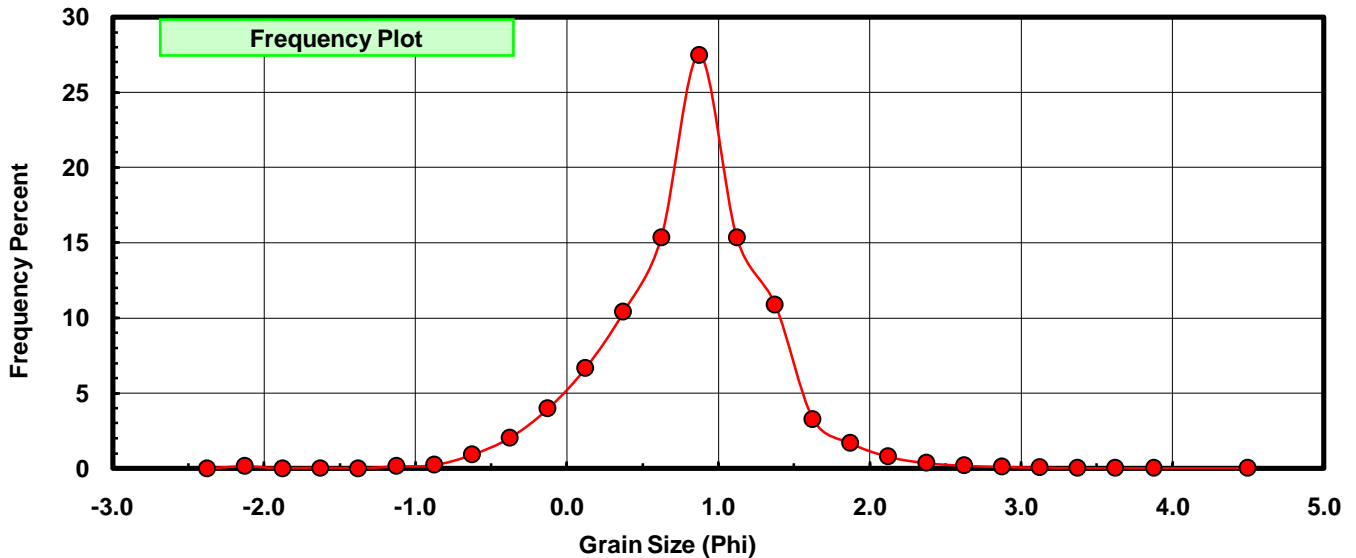
Sieve Size (phi)	Sieve Midpt (phi)	Weight (grams)	Freq Weight %	Cumulative Weight %
-2.25	-2.375	0.000	0.000	0.000
-2.00	-2.125	0.076	0.140	0.140
-1.75	-1.875	0.000	0.000	0.140
-1.50	-1.625	0.024	0.044	0.184
-1.25	-1.375	0.000	0.000	0.184
-1.00	-1.125	0.075	0.138	0.322
-0.75	-0.875	0.127	0.234	0.556
-0.50	-0.625	0.487	0.897	1.453
-0.25	-0.375	1.099	2.024	3.477
0.00	-0.125	2.156	3.971	7.448
0.25	0.125	3.619	6.665	14.113
0.50	0.375	5.648	10.402	24.515
0.75	0.625	8.335	15.351	39.866
1.00	0.875	14.921	27.480	67.346
1.25	1.125	8.321	15.325	82.671
1.50	1.375	5.912	10.888	93.559
1.75	1.625	1.778	3.275	96.834
2.00	1.875	0.903	1.663	98.497
2.25	2.125	0.417	0.768	99.265
2.50	2.375	0.195	0.359	99.624
2.75	2.625	0.096	0.177	99.801
3.00	2.875	0.050	0.092	99.893
3.25	3.125	0.028	0.052	99.945
3.50	3.375	0.011	0.020	99.965
3.75	3.625	0.006	0.011	99.976
4.00	3.875	0.004	0.007	99.983
5.00	4.50	0.009	0.017	100.000

Statistical Results			
Mean:	0.8007	phi	(0.5741 mm)
Standard Dev:	0.5489	phi-units	(0.6836 mm)
Skewness:	-0.2669	dimensionless	
Kurtosis:	5.3810	dimensionless	
5th Moment:	-3.0104	dimensionless	
6th Moment:	82.3003	dimensionless	
RARD *	0.6855	dimensionless	
Median	0.7172	phi	(0.6083 mm)

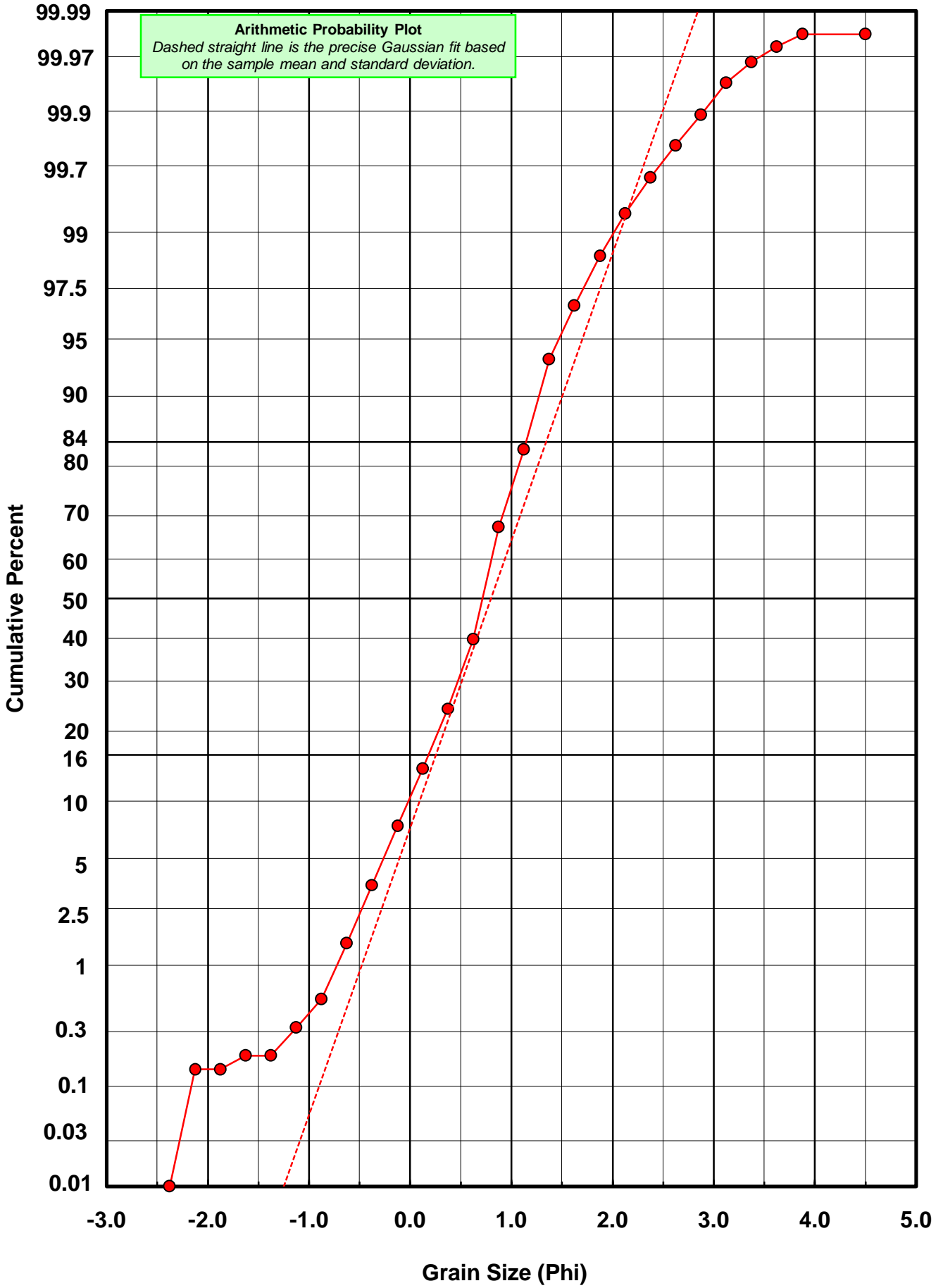
\* RARD = reciprocal absolute relative dispersion (see below)

Statistical Explanation	
Calculations based on the Method of Moments	
Skewness: 3rd Stand. Moment; Exact Gaussian = 0.0	
Kurtosis: 4th Stand. Moment; Exact Gaussian = 3.0	
For Further Explanation, See Basille et al. 2002	
Millimeter data calculated by $mm = 2^{-(\phi)}$	

Reciprocal Absolute Relative Dispersion (RARD) Scale	
< 0.5	Excellent homogeneity (e.g., beaches)
0.5 to 1.0	Good homogeneity
1.0 to 1.33	Fair homogeneity
> 1.33	Poor homogeneity (e.g., glacial)



# LE-23



# Carbonate Grain Size Distribution

Onshore Grab Sample

Sample: LE-23

Total Carbonate Mass: 36.538 grams

% Carbonate: 66.7 %

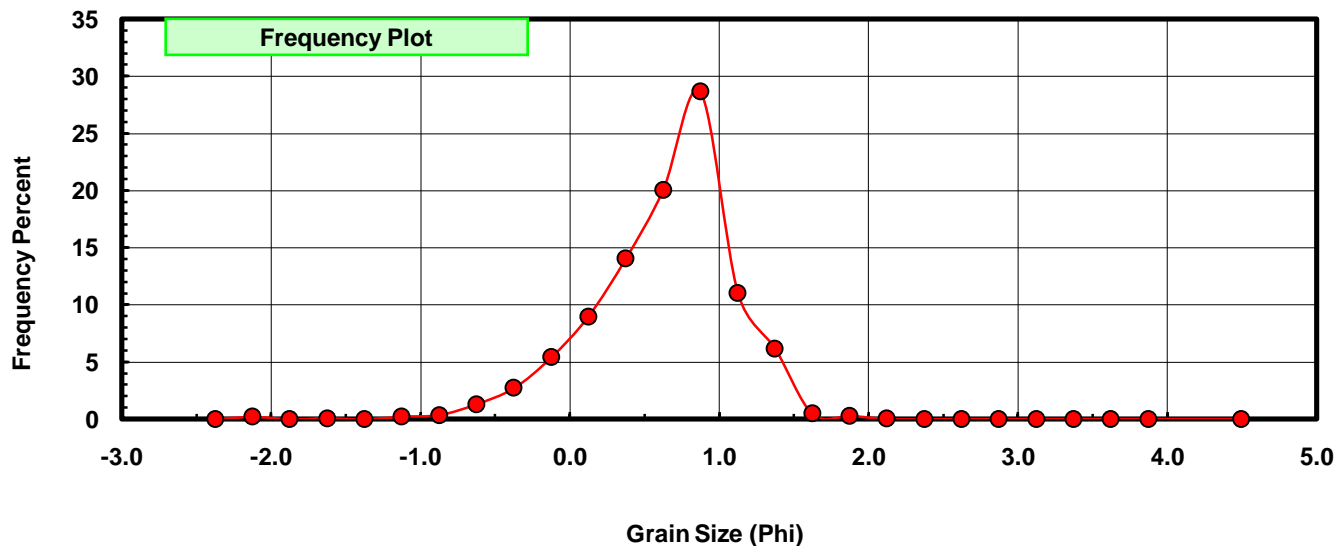
Sieve Size (phi)	Sieve Midpt (phi)	Weight (grams)	Freq Weight %	Cumulative Weight %
-2.25	-2.375	0.000	0.000	0.000
-2.00	-2.125	0.076	0.208	0.208
-1.75	-1.875	0.000	0.000	0.208
-1.50	-1.625	0.024	0.066	0.274
-1.25	-1.375	0.000	0.000	0.274
-1.00	-1.125	0.075	0.205	0.479
-0.75	-0.875	0.127	0.348	0.827
-0.50	-0.625	0.471	1.289	2.116
-0.25	-0.375	1.000	2.737	4.852
0.00	-0.125	1.981	5.422	10.274
0.25	0.125	3.280	8.977	19.251
0.50	0.375	5.138	14.062	33.313
0.75	0.625	7.324	20.045	53.358
1.00	0.875	10.470	28.655	82.013
1.25	1.125	4.024	11.013	93.026
1.50	1.375	2.254	6.169	99.195
1.75	1.625	0.179	0.490	99.685
2.00	1.875	0.104	0.285	99.970
2.25	2.125	0.011	0.030	100.000
2.50	2.375	0.000	0.000	100.000
2.75	2.625	0.000	0.000	100.000
3.00	2.875	0.000	0.000	100.000
3.25	3.125	0.000	0.000	100.000
3.50	3.375	0.000	0.000	100.000
3.75	3.625	0.000	0.000	100.000
4.00	3.875	0.000	0.000	100.000
5.00	4.500	0.000	0.000	100.000

Statistical Results			
Mean:	0.6267	phi	(0.6477 mm)
Standard Dev:	0.4890	phi-units	(0.7125 mm)
Skewness:	-0.9474	dimensionless	
Kurtosis:	5.3304	dimensionless	
5th Moment:	-17.5011	dimensionless	
6th Moment:	90.8365	dimensionless	
RARD *	0.7803	dimensionless	
Median	0.5831	phi	(0.6675 mm)

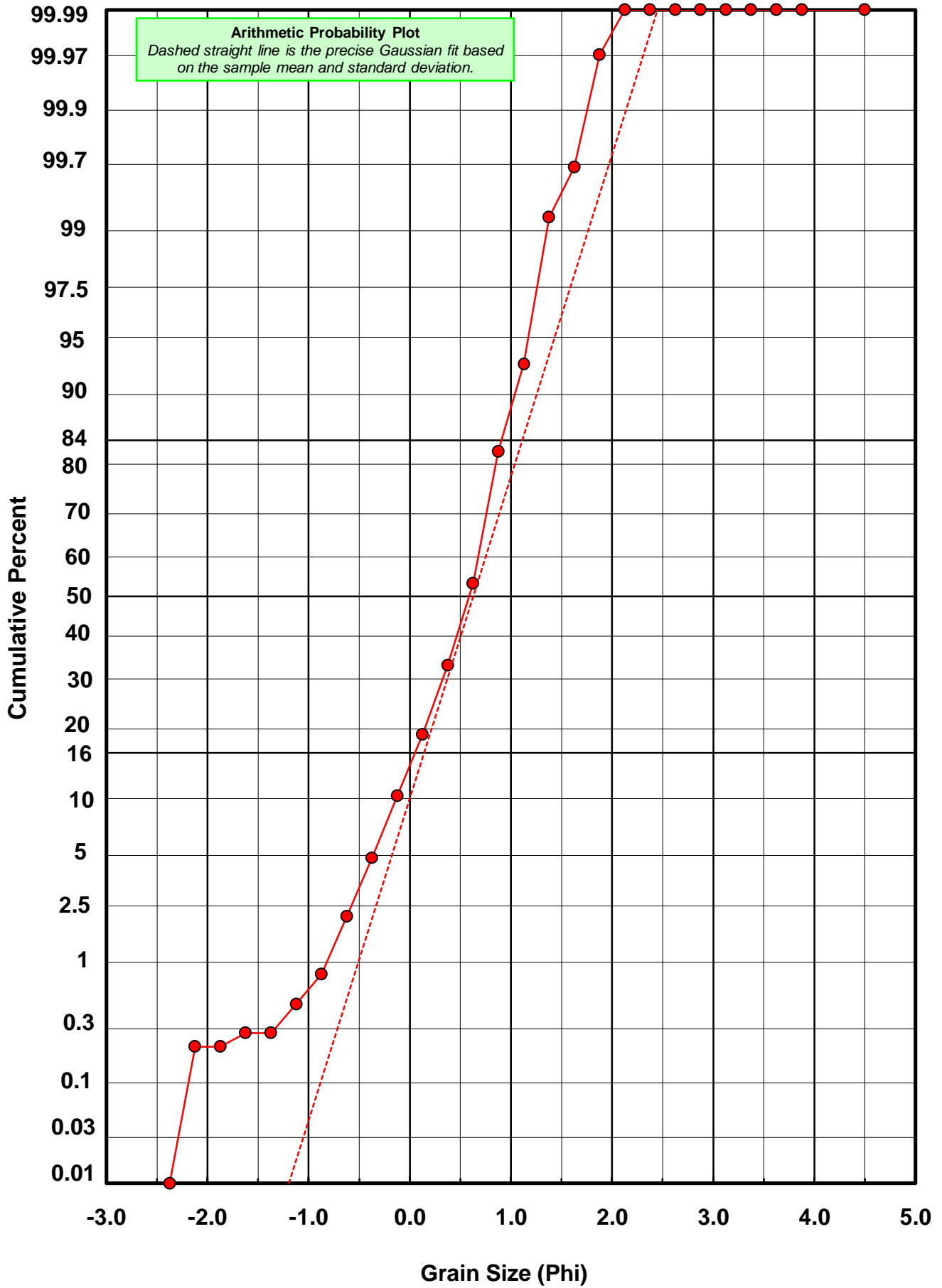
\* RARD = reciprocal absolute relative dispersion (see below)

Statistical Explanation	
Calculations based on the Method of Moments	
Skewness: 3rd Stand. Moment; Exact Gaussian = 0.0	
Kurtosis: 4th Stand. Moment; Exact Gaussian = 3.0	
For Further Explanation, See Basille et al. 2002	
Millimeter data calculated by $mm = 2^{-(\phi)}$	

Reciprocal Absolute Relative Dispersion (RARD) Scale	
< 0.5	Excellent homogeneity (e.g., beaches)
0.5 to 1.0	Good homogeneity
1.0 to 1.33	Fair homogeneity
> 1.33	Poor homogeneity (e.g., glacial)



# LE-23



# Post-Digestion Grain Size Distribution

Onshore Grab Sample

Sample: LE-23

Total Digested Mass: 18.080 grams

% Silica: 33.3 %

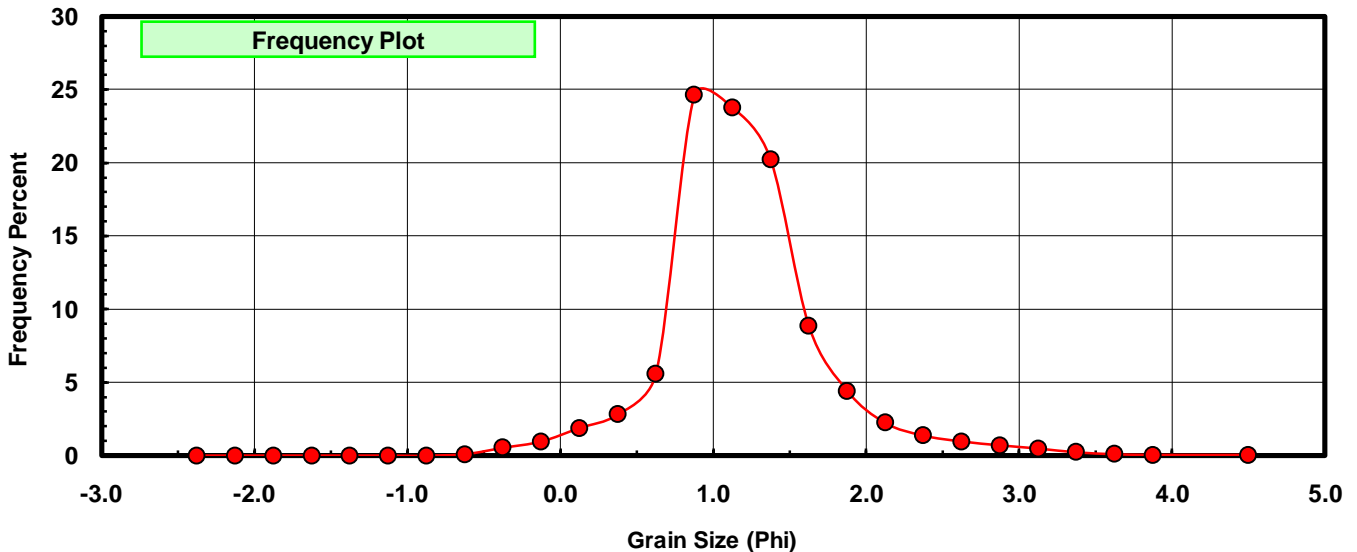
Sieve Size (phi)	Sieve Midpt (phi)	Weight (grams)	Freq Weight %	Cumulative Weight %
-2.25	-2.375	0.000	0.000	0.000
-2.00	-2.125	0.000	0.000	0.000
-1.75	-1.875	0.000	0.000	0.000
-1.50	-1.625	0.000	0.000	0.000
-1.25	-1.375	0.000	0.000	0.000
-1.00	-1.125	0.000	0.000	0.000
-0.75	-0.875	0.000	0.000	0.000
-0.50	-0.625	0.016	0.088	0.088
-0.25	-0.375	0.099	0.548	0.636
0.00	-0.125	0.175	0.968	1.604
0.25	0.125	0.339	1.875	3.479
0.50	0.375	0.510	2.821	6.300
0.75	0.625	1.011	5.592	11.892
1.00	0.875	4.451	24.618	36.510
1.25	1.125	4.297	23.767	60.277
1.50	1.375	3.658	20.232	80.509
1.75	1.625	1.599	8.844	89.353
2.00	1.875	0.799	4.419	93.772
2.25	2.125	0.406	2.246	96.018
2.50	2.375	0.250	1.383	97.400
2.75	2.625	0.174	0.962	98.363
3.00	2.875	0.127	0.702	99.065
3.25	3.125	0.086	0.476	99.541
3.50	3.375	0.044	0.243	99.784
3.75	3.625	0.021	0.116	99.900
4.00	3.875	0.009	0.050	99.950
5.00	4.500	0.009	0.050	100.000

Statistical Results			
Mean:	1.1891	phi	(0.4386 mm)
Standard Dev:	0.5492	phi-units	(0.6834 mm)
Skewness:	0.8130	dimensionless	
Kurtosis:	6.0535	dimensionless	
5th Moment:	14.4737	dimensionless	
6th Moment:	81.2124	dimensionless	
RARD *	0.4618	dimensionless	
Median	1.0169	phi	(0.4942 mm)

\* RARD = reciprocal absolute relative dispersion (see below)

Statistical Explanation	
Calculations based on the Method of Moments	
Skewness: 3rd Stand. Moment; Exact Gaussian = 0.0	
Kurtosis: 4th Stand. Moment; Exact Gaussian = 3.0	
For Further Explanation, See Basille et al. 2002	
Millimeter data calculated by $mm = 2^{-(\phi)}$	

Reciprocal Absolute Relative Dispersion (RARD) Scale	
< 0.5	Excellent homogeneity (e.g., beaches)
0.5 to 1.0	Good homogeneity
1.0 to 1.33	Fair homogeneity
> 1.33	Poor homogeneity (e.g., glacial)



# LE-23

