

Onshore Grab Sample

Sample: LE-12-BB
Sample Taken By: D. Phelps
Sample Collected On: 11/8/09
Splits? N/A

County: Lee
Latitude: 26° 38' 16.1"
Longitude: 82° 14' 9.1"
Datum: WGS 84
Surf. Elev: N/A
Datum: N/A

Fine Data Summary

Total Sample Weight 65.258 grams
Total Fines in Sample 0.111 grams
Total Percent Fines 0.17 %

Dry Sieving Summary

Total Sample Weight 65.153 grams
Total Digested Weight 34.956 grams
Total Carbonate Weight 30.197 grams
Total Silica % 53.65 %
Total Carbonate % 46.35 %
Carbonate/Silica Ratio 0.864

General Comments:

None

Description

Worked By: M. Ladle

Pre-Digestion Grain Size Distribution

Onshore Grab Sample

Sample: LE-12-BB

Total Sample Mass: 65.153 grams

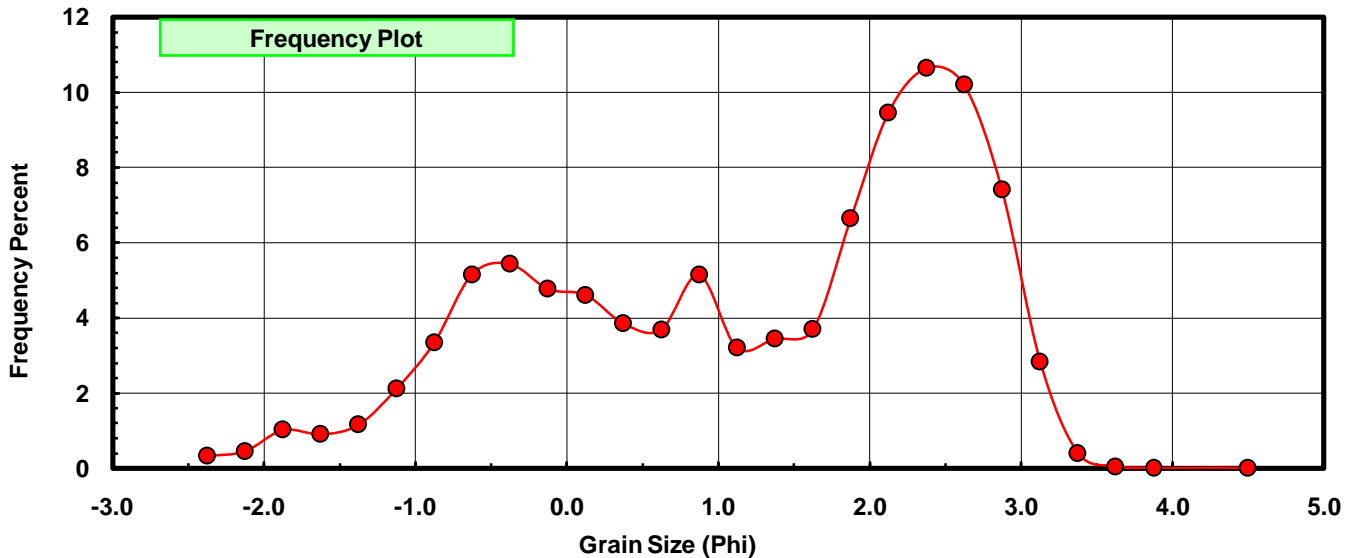
Sieve Size (phi)	Sieve Midpt (phi)	Weight (grams)	Freq Weight %	Cumulative Weight %
-2.25	-2.375	0.213	0.327	0.327
-2.00	-2.125	0.295	0.453	0.780
-1.75	-1.875	0.666	1.022	1.802
-1.50	-1.625	0.592	0.909	2.711
-1.25	-1.375	0.758	1.163	3.874
-1.00	-1.125	1.378	2.115	5.989
-0.75	-0.875	2.176	3.340	9.329
-0.50	-0.625	3.356	5.151	14.480
-0.25	-0.375	3.542	5.436	19.916
0.00	-0.125	3.106	4.767	24.683
0.25	0.125	3.001	4.606	29.290
0.50	0.375	2.508	3.849	33.139
0.75	0.625	2.402	3.687	36.826
1.00	0.875	3.351	5.143	41.969
1.25	1.125	2.089	3.206	45.175
1.50	1.375	2.248	3.450	48.626
1.75	1.625	2.409	3.697	52.323
2.00	1.875	4.326	6.640	58.963
2.25	2.125	6.163	9.459	68.422
2.50	2.375	6.936	10.646	79.068
2.75	2.625	6.647	10.202	89.270
3.00	2.875	4.830	7.413	96.683
3.25	3.125	1.847	2.835	99.518
3.50	3.375	0.266	0.408	99.926
3.75	3.625	0.033	0.051	99.977
4.00	3.875	0.007	0.011	99.988
5.00	4.50	0.008	0.012	100.000

Statistical Results			
Mean:	1.2174	phi	(0.4301 mm)
Standard Dev:	1.3868	phi-units	(0.3824 mm)
Skewness:	-0.4688	dimensionless	
Kurtosis:	2.0199	dimensionless	
5th Moment:	-2.3310	dimensionless	
6th Moment:	6.4072	dimensionless	
RARD *	1.1392	dimensionless	
Median	1.4679	phi	(0.3615 mm)

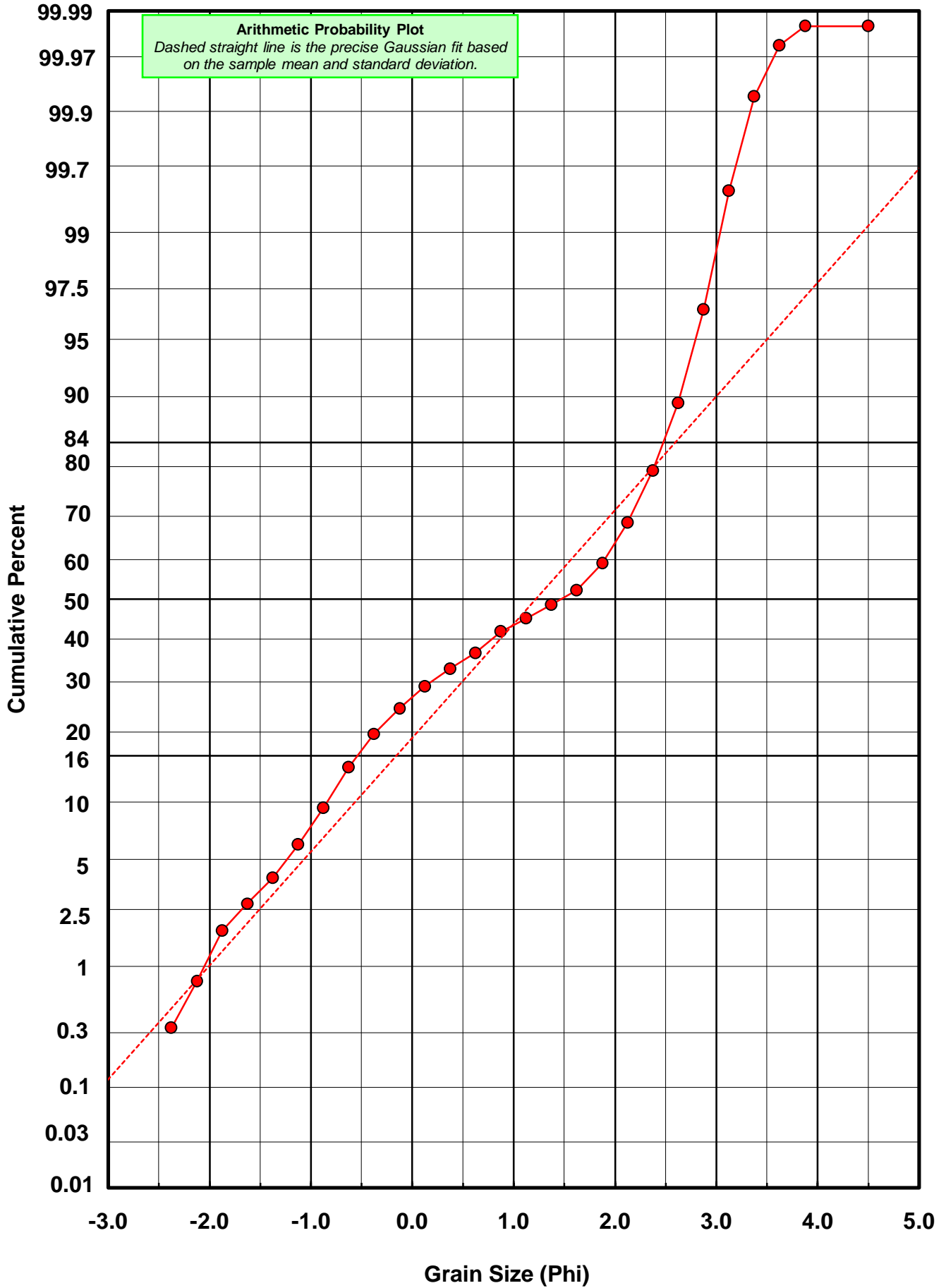
* RARD = reciprocal absolute relative dispersion (see below)

Statistical Explanation	
Calculations based on the Method of Moments	
Skewness: 3rd Stand. Moment; Exact Gaussian = 0.0	
Kurtosis: 4th Stand. Moment; Exact Gaussian = 3.0	
For Further Explanation, See Basille et al. 2002	
Millimeter data calculated by $mm = 2^{(-phi)}$	

Reciprocal Absolute Relative Dispersion (RARD) Scale	
< 0.5	Excellent homogeneity (e.g., beaches)
0.5 to 1.0	Good homogeneity
1.0 to 1.33	Fair homogeneity
> 1.33	Poor homogeneity (e.g., glacial)



LE-12-BB



Carbonate Grain Size Distribution

Onshore Grab Sample

Sample: LE-12-BB

Total Carbonate Mass: 30.247 grams

% Carbonate: 46.3 %

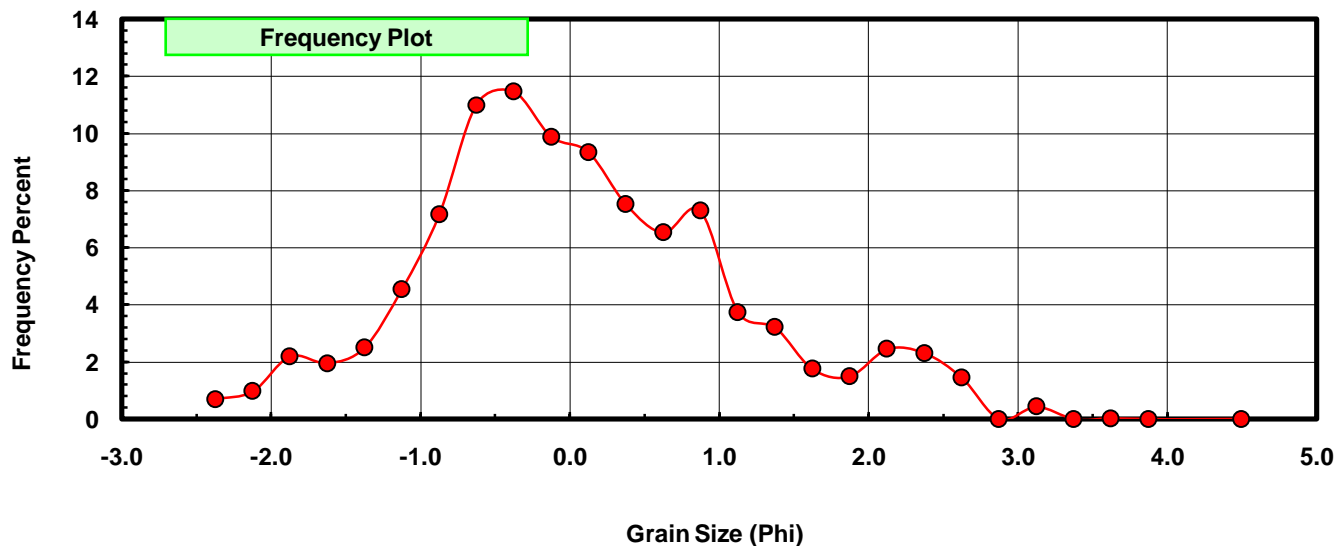
Sieve Size (phi)	Sieve Midpt (phi)	Weight (grams)	Freq Weight %	Cumulative Weight %
-2.25	-2.375	0.213	0.704	0.704
-2.00	-2.125	0.295	0.975	1.680
-1.75	-1.875	0.666	2.202	3.881
-1.50	-1.625	0.592	1.957	5.839
-1.25	-1.375	0.758	2.506	8.345
-1.00	-1.125	1.378	4.556	12.900
-0.75	-0.875	2.165	7.158	20.058
-0.50	-0.625	3.329	11.006	31.064
-0.25	-0.375	3.465	11.456	42.520
0.00	-0.125	2.990	9.885	52.405
0.25	0.125	2.827	9.346	61.752
0.50	0.375	2.274	7.518	69.270
0.75	0.625	1.975	6.530	75.799
1.00	0.875	2.207	7.297	83.096
1.25	1.125	1.133	3.746	86.842
1.50	1.375	0.972	3.214	90.055
1.75	1.625	0.533	1.762	91.817
2.00	1.875	0.454	1.501	93.318
2.25	2.125	0.742	2.453	95.771
2.50	2.375	0.700	2.314	98.086
2.75	2.625	0.437	1.445	99.531
3.00	2.875	0.000	0.000	99.531
3.25	3.125	0.135	0.446	99.977
3.50	3.375	0.000	0.000	99.977
3.75	3.625	0.007	0.023	100.000
4.00	3.875	0.000	0.000	100.000
5.00	4.500	0.000	0.000	100.000

Statistical Results			
Mean:	0.0645	phi	(0.9563 mm)
Standard Dev:	1.0751	phi-units	(0.4747 mm)
Skewness:	0.4078	dimensionless	
Kurtosis:	2.9626	dimensionless	
5th Moment:	2.6703	dimensionless	
6th Moment:	12.8829	dimensionless	
RARD *	16.6788	dimensionless	
Median	-0.1858	phi	(1.1375 mm)

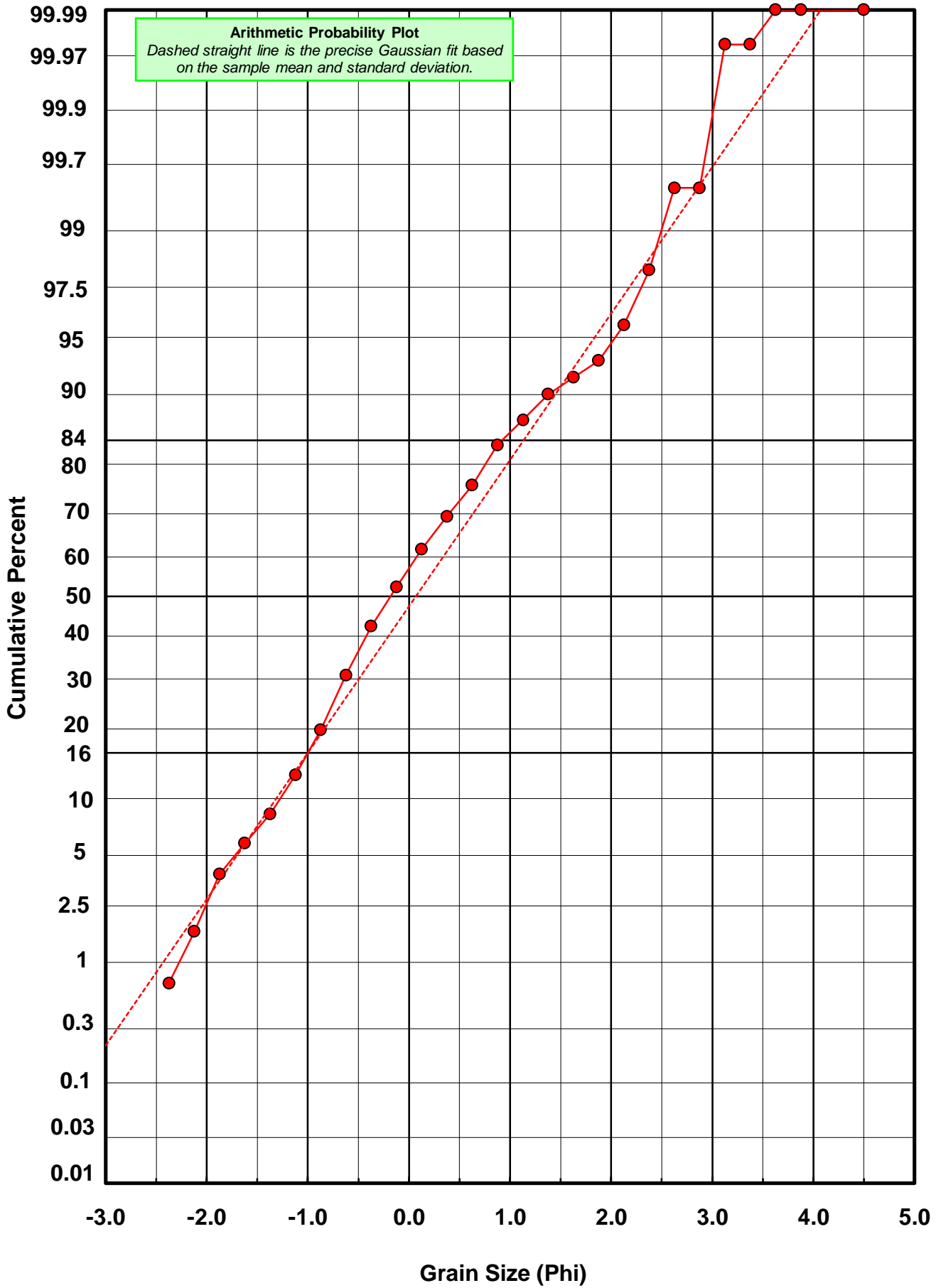
* RARD = reciprocal absolute relative dispersion (see below)

Statistical Explanation	
Calculations based on the Method of Moments	
Skewness: 3rd Stand. Moment; Exact Gaussian = 0.0	
Kurtosis: 4th Stand. Moment; Exact Gaussian = 3.0	
For Further Explanation, See Basille et al. 2002	
Millimeter data calculated by $mm = 2^{-(\phi)}$	

Reciprocal Absolute Relative Dispersion (RARD) Scale	
< 0.5	Excellent homogeneity (e.g., beaches)
0.5 to 1.0	Good homogeneity
1.0 to 1.33	Fair homogeneity
> 1.33	Poor homogeneity (e.g., glacial)



LE-12-BB



Post-Digestion Grain Size Distribution

Onshore Grab Sample

Sample: LE-12-BB

Total Digested Mass: 34.956 grams

% Silica: 53.7 %

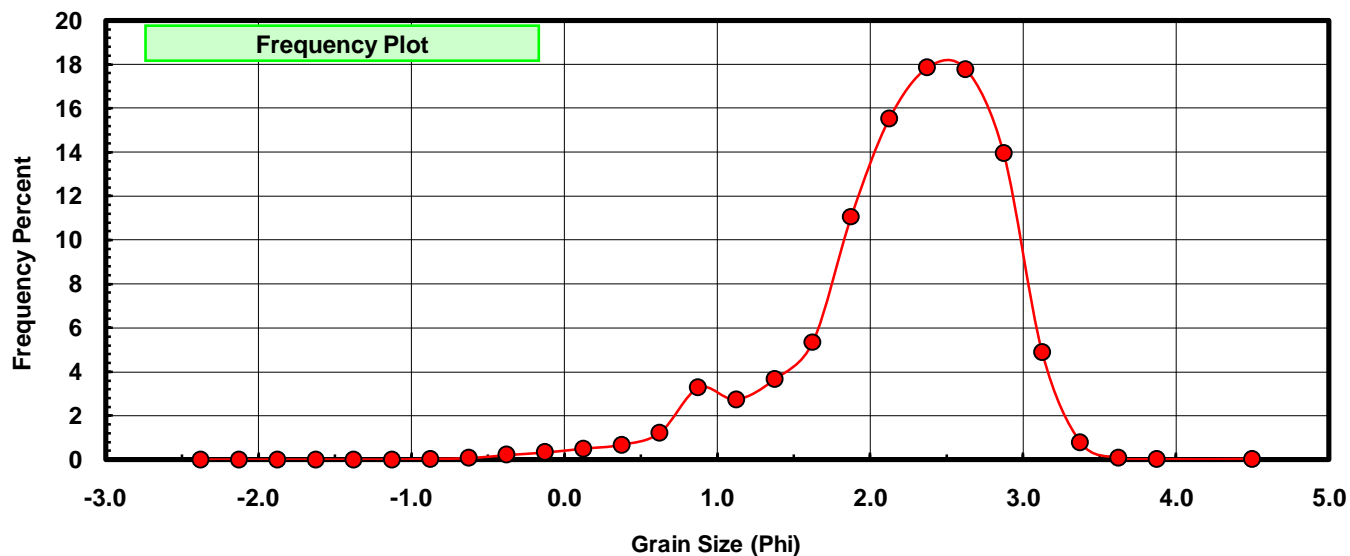
Sieve Size (phi)	Sieve Midpt (phi)	Weight (grams)	Freq Weight %	Cumulative Weight %
-2.25	-2.375	0.000	0.000	0.000
-2.00	-2.125	0.000	0.000	0.000
-1.75	-1.875	0.000	0.000	0.000
-1.50	-1.625	0.000	0.000	0.000
-1.25	-1.375	0.000	0.000	0.000
-1.00	-1.125	0.000	0.000	0.000
-0.75	-0.875	0.011	0.031	0.031
-0.50	-0.625	0.027	0.077	0.109
-0.25	-0.375	0.077	0.220	0.329
0.00	-0.125	0.116	0.332	0.661
0.25	0.125	0.174	0.498	1.159
0.50	0.375	0.234	0.669	1.828
0.75	0.625	0.427	1.222	3.050
1.00	0.875	1.144	3.273	6.322
1.25	1.125	0.956	2.735	9.057
1.50	1.375	1.276	3.650	12.707
1.75	1.625	1.876	5.367	18.074
2.00	1.875	3.872	11.077	29.151
2.25	2.125	5.421	15.508	44.659
2.50	2.375	6.236	17.840	62.499
2.75	2.625	6.210	17.765	80.264
3.00	2.875	4.871	13.935	94.198
3.25	3.125	1.712	4.898	99.096
3.50	3.375	0.274	0.784	99.880
3.75	3.625	0.026	0.074	99.954
4.00	3.875	0.007	0.020	99.974
5.00	4.500	0.009	0.026	100.000

Statistical Results			
Mean:	2.2176	phi	(0.215 mm)
Standard Dev:	0.6551	phi-units	(0.635 mm)
Skewness:	-1.0631	dimensionless	
Kurtosis:	4.4249	dimensionless	
5th Moment:	-11.1702	dimensionless	
6th Moment:	40.8823	dimensionless	
RARD *	0.2954	dimensionless	
Median	2.1998	phi	(0.2177 mm)

* RARD = reciprocal absolute relative dispersion (see below)

Statistical Explanation	
Calculations based on the Method of Moments	
Skewness: 3rd Stand. Moment; Exact Gaussian = 0.0	
Kurtosis: 4th Stand. Moment; Exact Gaussian = 3.0	
For Further Explanation, See Basille et al. 2002	
Millimeter data calculated by $mm = 2^{-(\phi)}$	

Reciprocal Absolute Relative Dispersion (RARD) Scale	
< 0.5	Excellent homogeneity (e.g., beaches)
0.5 to 1.0	Good homogeneity
1.0 to 1.33	Fair homogeneity
> 1.33	Poor homogeneity (e.g., glacial)



LE-12-BB

