

Onshore Grab Sample

Sample: LE-11
Sample Taken By: D. Phelps
Sample Collected On: 11/8/09
Splits? N/A

County: Lee
Latitude: 26° 38' 59.9"
Longitude: 82° 14' 33.1"
Datum: WGS 84
Surf. Elev: N/A
Datum: N/A

Fine Data Summary

Total Sample Weight 64.353 grams
Total Fines in Sample 0.168 grams
Total Percent Fines 0.26 %

Dry Sieving Summary

Total Sample Weight 64.118 grams
Total Digested Weight 48.701 grams
Total Carbonate Weight 15.417 grams
Total Silica % 75.96 %
Total Carbonate % 24.04 %
Carbonate/Silica Ratio 0.317

General Comments:

None

Description

Worked By: M. Ladle

Pre-Digestion Grain Size Distribution

Onshore Grab Sample

Sample: LE-11

Total Sample Mass: 64.118 grams

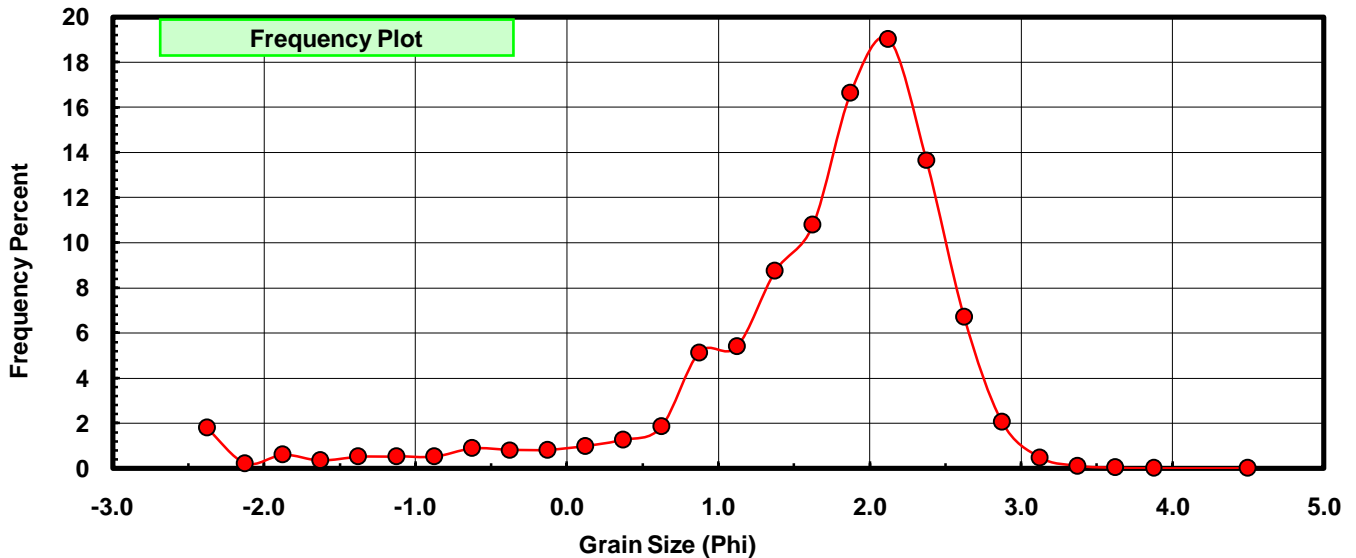
Sieve Size (phi)	Sieve Midpt (phi)	Weight (grams)	Freq Weight %	Cumulative Weight %
-2.25	-2.375	1.147	1.789	1.789
-2.00	-2.125	0.144	0.225	2.013
-1.75	-1.875	0.389	0.607	2.620
-1.50	-1.625	0.222	0.346	2.966
-1.25	-1.375	0.335	0.522	3.489
-1.00	-1.125	0.340	0.530	4.019
-0.75	-0.875	0.335	0.522	4.542
-0.50	-0.625	0.568	0.886	5.427
-0.25	-0.375	0.528	0.823	6.251
0.00	-0.125	0.524	0.817	7.068
0.25	0.125	0.635	0.990	8.059
0.50	0.375	0.813	1.268	9.327
0.75	0.625	1.185	1.848	11.175
1.00	0.875	3.291	5.133	16.307
1.25	1.125	3.457	5.392	21.699
1.50	1.375	5.605	8.742	30.441
1.75	1.625	6.919	10.791	41.232
2.00	1.875	10.674	16.647	57.879
2.25	2.125	12.197	19.023	76.902
2.50	2.375	8.767	13.673	90.575
2.75	2.625	4.304	6.713	97.288
3.00	2.875	1.327	2.070	99.357
3.25	3.125	0.303	0.473	99.830
3.50	3.375	0.071	0.111	99.941
3.75	3.625	0.024	0.037	99.978
4.00	3.875	0.006	0.009	99.988
5.00	4.50	0.008	0.012	100.000

Statistical Results			
Mean:	1.6246	phi	(0.3243 mm)
Standard Dev:	1.0134	phi-units	(0.4954 mm)
Skewness:	-2.0209	dimensionless	
Kurtosis:	7.7307	dimensionless	
5th Moment:	-26.4311	dimensionless	
6th Moment:	98.0169	dimensionless	
RARD *	0.6238	dimensionless	
Median	1.7567	phi	(0.2959 mm)

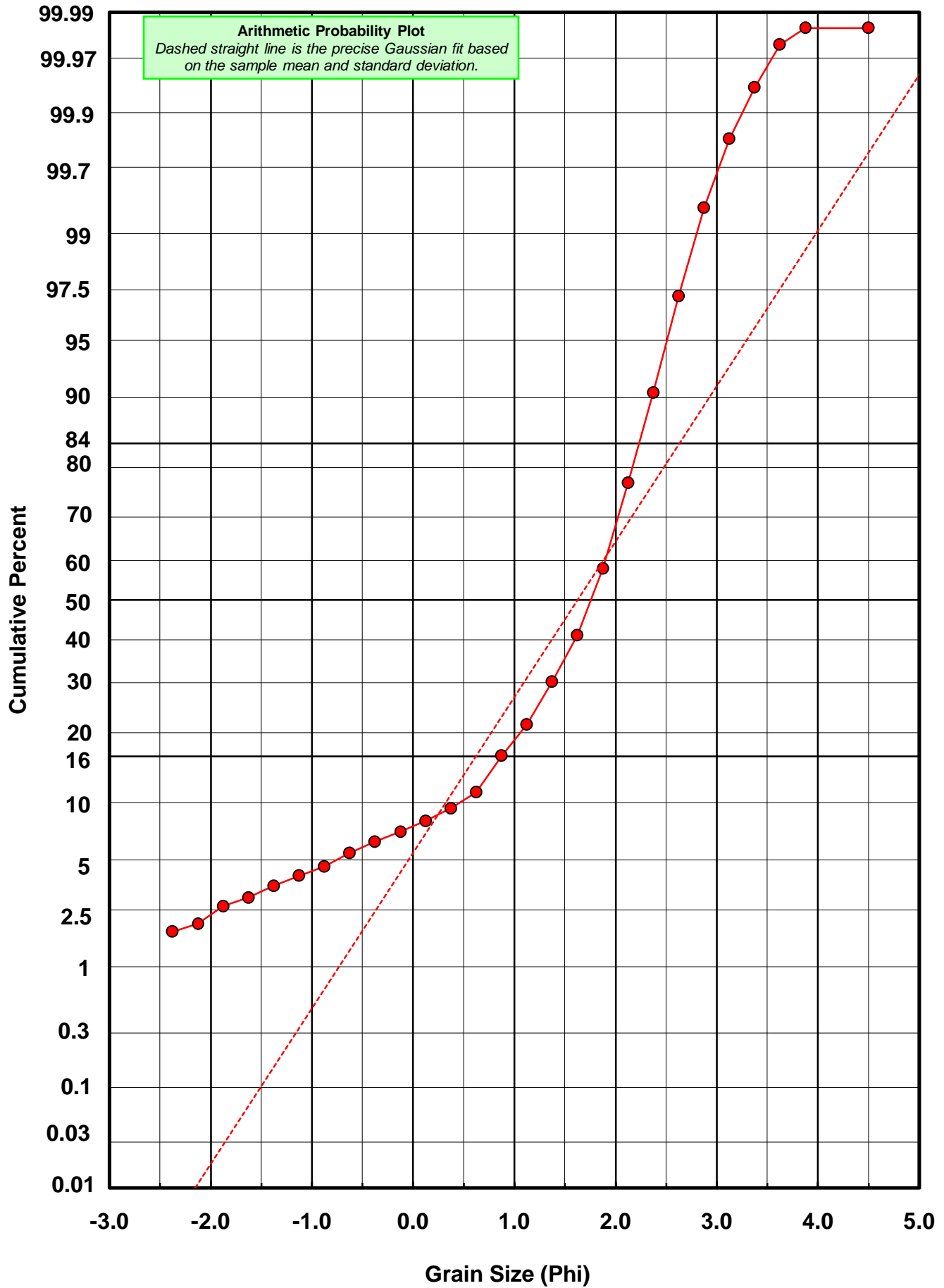
* RARD = reciprocal absolute relative dispersion (see below)

Statistical Explanation	
Calculations based on the Method of Moments	
Skewness: 3rd Stand. Moment; Exact Gaussian = 0.0	
Kurtosis: 4th Stand. Moment; Exact Gaussian = 3.0	
For Further Explanation, See Basille et al. 2002	
Millimeter data calculated by $mm = 2^{-(\phi)}$	

Reciprocal Absolute Relative Dispersion (RARD) Scale	
< 0.5	Excellent homogeneity (e.g., beaches)
0.5 to 1.0	Good homogeneity
1.0 to 1.33	Fair homogeneity
> 1.33	Poor homogeneity (e.g., glacial)



LE-11



Carbonate Grain Size Distribution

Onshore Grab Sample

Sample: LE-11

Total Carbonate Mass: 15.437 grams

% Carbonate: 24.0 %

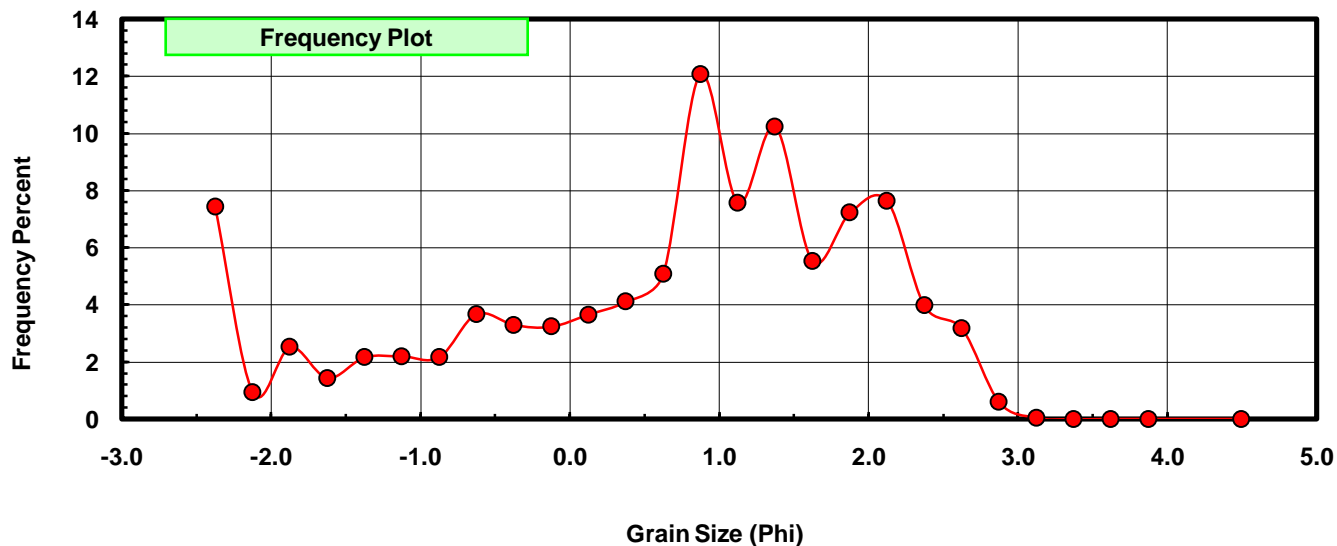
Sieve Size (phi)	Sieve Midpt (phi)	Weight (grams)	Freq Weight %	Cumulative Weight %
-2.25	-2.375	1.147	7.430	7.430
-2.00	-2.125	0.144	0.933	8.363
-1.75	-1.875	0.389	2.520	10.883
-1.50	-1.625	0.222	1.438	12.321
-1.25	-1.375	0.335	2.170	14.491
-1.00	-1.125	0.340	2.203	16.694
-0.75	-0.875	0.335	2.170	18.864
-0.50	-0.625	0.568	3.679	22.543
-0.25	-0.375	0.509	3.297	25.841
0.00	-0.125	0.500	3.239	29.079
0.25	0.125	0.565	3.660	32.740
0.50	0.375	0.635	4.113	36.853
0.75	0.625	0.784	5.079	41.932
1.00	0.875	1.864	12.075	54.007
1.25	1.125	1.168	7.566	61.573
1.50	1.375	1.580	10.235	71.808
1.75	1.625	0.855	5.539	77.347
2.00	1.875	1.115	7.223	84.570
2.25	2.125	1.179	7.637	92.207
2.50	2.375	0.614	3.977	96.184
2.75	2.625	0.490	3.174	99.359
3.00	2.875	0.092	0.596	99.955
3.25	3.125	0.007	0.045	100.000
3.50	3.375	0.000	0.000	100.000
3.75	3.625	0.000	0.000	100.000
4.00	3.875	0.000	0.000	100.000
5.00	4.500	0.000	0.000	100.000

Statistical Results			
Mean:	0.5874	phi	(0.6655 mm)
Standard Dev:	1.4615	phi-units	(0.3631 mm)
Skewness:	-0.6748	dimensionless	
Kurtosis:	2.3668	dimensionless	
5th Moment:	-3.0985	dimensionless	
6th Moment:	7.6122	dimensionless	
RARD *	2.4881	dimensionless	
Median	0.7920	phi	(0.5775 mm)

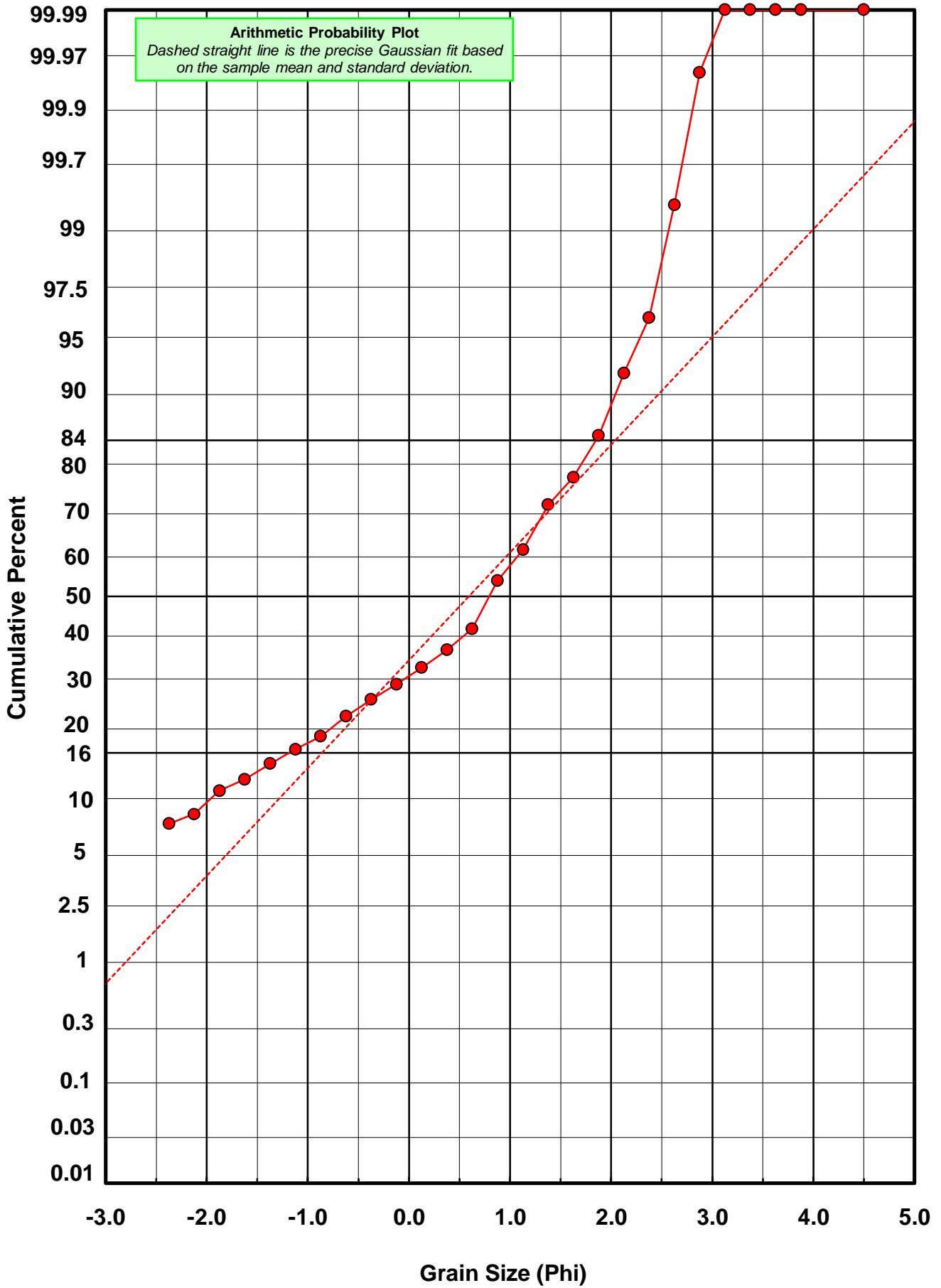
* RARD = reciprocal absolute relative dispersion (see below)

Statistical Explanation	
Calculations based on the Method of Moments	
Skewness: 3rd Stand. Moment; Exact Gaussian = 0.0	
Kurtosis: 4th Stand. Moment; Exact Gaussian = 3.0	
For Further Explanation, See Basille et al. 2002	
Millimeter data calculated by $mm = 2^{-(\phi)}$	

Reciprocal Absolute Relative Dispersion (RARD) Scale	
< 0.5	Excellent homogeneity (e.g., beaches)
0.5 to 1.0	Good homogeneity
1.0 to 1.33	Fair homogeneity
> 1.33	Poor homogeneity (e.g., glacial)



LE-11



Post-Digestion Grain Size Distribution

Onshore Grab Sample

Sample: LE-11

Total Digested Mass: 48.701 grams

% Silica: 76.0 %

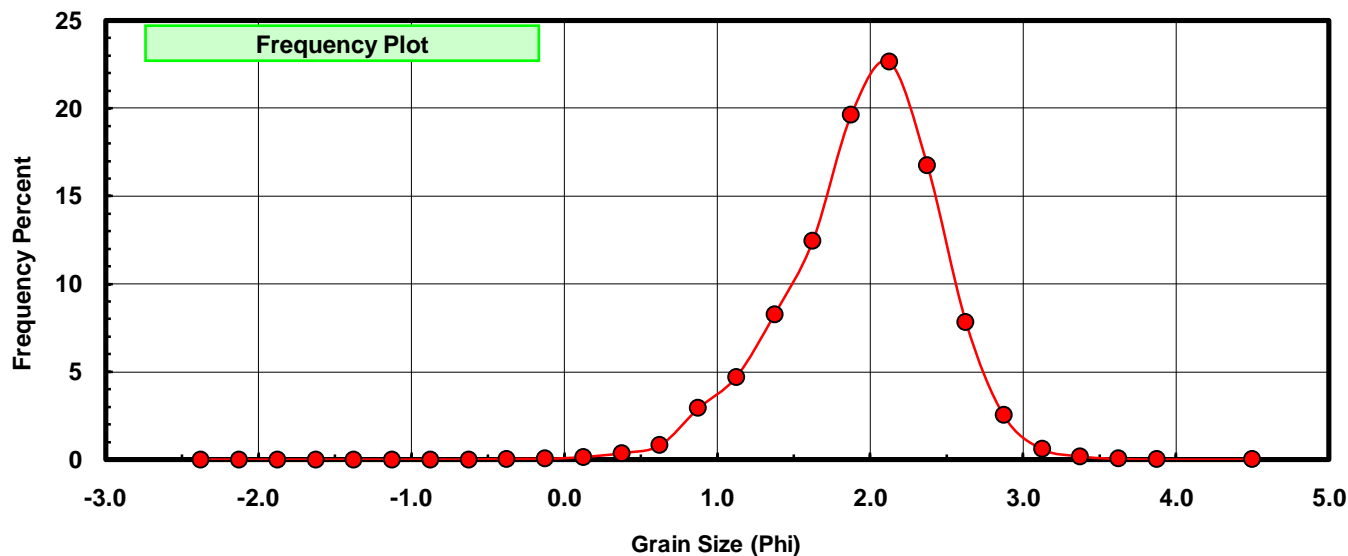
Sieve Size (phi)	Sieve Midpt (phi)	Weight (grams)	Freq Weight %	Cumulative Weight %
-2.25	-2.375	0.000	0.000	0.000
-2.00	-2.125	0.000	0.000	0.000
-1.75	-1.875	0.000	0.000	0.000
-1.50	-1.625	0.000	0.000	0.000
-1.25	-1.375	0.000	0.000	0.000
-1.00	-1.125	0.000	0.000	0.000
-0.75	-0.875	0.000	0.000	0.000
-0.50	-0.625	0.000	0.000	0.000
-0.25	-0.375	0.019	0.039	0.039
0.00	-0.125	0.024	0.049	0.088
0.25	0.125	0.070	0.144	0.232
0.50	0.375	0.178	0.365	0.598
0.75	0.625	0.401	0.823	1.421
1.00	0.875	1.427	2.930	4.351
1.25	1.125	2.289	4.700	9.051
1.50	1.375	4.025	8.265	17.316
1.75	1.625	6.064	12.451	29.767
2.00	1.875	9.559	19.628	49.395
2.25	2.125	11.018	22.624	72.019
2.50	2.375	8.153	16.741	88.760
2.75	2.625	3.814	7.831	96.591
3.00	2.875	1.235	2.536	99.127
3.25	3.125	0.296	0.608	99.735
3.50	3.375	0.085	0.175	99.910
3.75	3.625	0.027	0.055	99.965
4.00	3.875	0.009	0.018	99.984
5.00	4.500	0.008	0.016	100.000

Statistical Results			
Mean:	1.9542	phi	(0.2581 mm)
Standard Dev:	0.5050	phi-units	(0.7047 mm)
Skewness:	-0.4575	dimensionless	
Kurtosis:	3.6079	dimensionless	
5th Moment:	-4.0368	dimensionless	
6th Moment:	27.2515	dimensionless	
RARD *	0.2584	dimensionless	
Median	1.8817	phi	(0.2714 mm)

* RARD = reciprocal absolute relative dispersion (see below)

Statistical Explanation	
Calculations based on the Method of Moments	
Skewness: 3rd Stand. Moment; Exact Gaussian = 0.0	
Kurtosis: 4th Stand. Moment; Exact Gaussian = 3.0	
For Further Explanation, See Basille et al. 2002	
Millimeter data calculated by $mm = 2^{-(\phi)}$	

Reciprocal Absolute Relative Dispersion (RARD) Scale	
< 0.5	Excellent homogeneity (e.g., beaches)
0.5 to 1.0	Good homogeneity
1.0 to 1.33	Fair homogeneity
> 1.33	Poor homogeneity (e.g., glacial)



LE-11

