

**Onshore Grab Sample**

**Sample:** LE-09-BB  
**Sample Taken By:** D. Phelps  
**Sample Collected On:** 11/8/09  
**Splits?** N/A

**County:** Lee  
**Latitude:** 26° 40' 43.5"  
**Longitude:** 82° 15' 46.1"  
**Datum:** WGS 84  
**Surf. Elev:** N/A  
**Datum:** N/A

**Fine Data Summary**

Total Sample Weight 58.364 grams  
Total Fines in Sample 0.354 grams  
Total Percent Fines 0.60 %

**Dry Sieving Summary**

Total Sample Weight 58.051 grams  
Total Digested Weight 43.745 grams  
Total Carbonate Weight 14.306 grams  
Total Silica % 75.36 %  
Total Carbonate % 24.64 %  
Carbonate/Silica Ratio 0.327

**General Comments:**

None

**Description**

Worked By: M. Ladle

# Pre-Digestion Grain Size Distribution

Onshore Grab Sample

Sample: LE-09-BB

Total Sample Mass: 58.051 grams

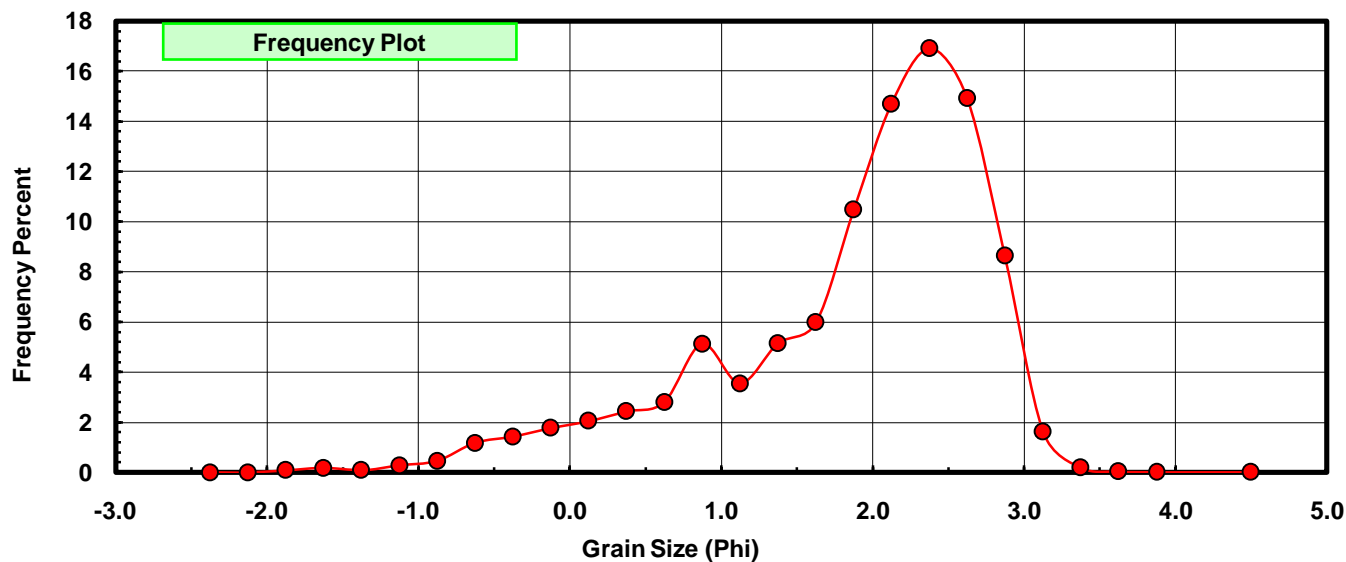
Sieve Size (phi)	Sieve Midpt (phi)	Weight (grams)	Freq Weight %	Cumulative Weight %
-2.25	-2.375	0.000	0.000	0.000
-2.00	-2.125	0.000	0.000	0.000
-1.75	-1.875	0.048	0.083	0.083
-1.50	-1.625	0.098	0.169	0.252
-1.25	-1.375	0.050	0.086	0.338
-1.00	-1.125	0.159	0.274	0.612
-0.75	-0.875	0.261	0.450	1.061
-0.50	-0.625	0.679	1.170	2.231
-0.25	-0.375	0.825	1.421	3.652
0.00	-0.125	1.026	1.767	5.419
0.25	0.125	1.189	2.048	7.468
0.50	0.375	1.415	2.438	9.905
0.75	0.625	1.630	2.808	12.713
1.00	0.875	2.974	5.123	17.836
1.25	1.125	2.059	3.547	21.383
1.50	1.375	2.991	5.152	26.535
1.75	1.625	3.471	5.979	32.515
2.00	1.875	6.078	10.470	42.985
2.25	2.125	8.533	14.699	57.684
2.50	2.375	9.816	16.909	74.593
2.75	2.625	8.663	14.923	89.516
3.00	2.875	5.014	8.637	98.153
3.25	3.125	0.939	1.618	99.771
3.50	3.375	0.105	0.181	99.952
3.75	3.625	0.016	0.028	99.979
4.00	3.875	0.005	0.009	99.988
5.00	4.50	0.007	0.012	100.000

Statistical Results			
Mean:	1.8635	phi	(0.2748 mm)
Standard Dev:	0.9124	phi-units	(0.5313 mm)
Skewness:	-1.1743	dimensionless	
Kurtosis:	3.9767	dimensionless	
5th Moment:	-9.6752	dimensionless	
6th Moment:	30.0831	dimensionless	
RARD *	0.4896	dimensionless	
Median	1.9943	phi	(0.251 mm)

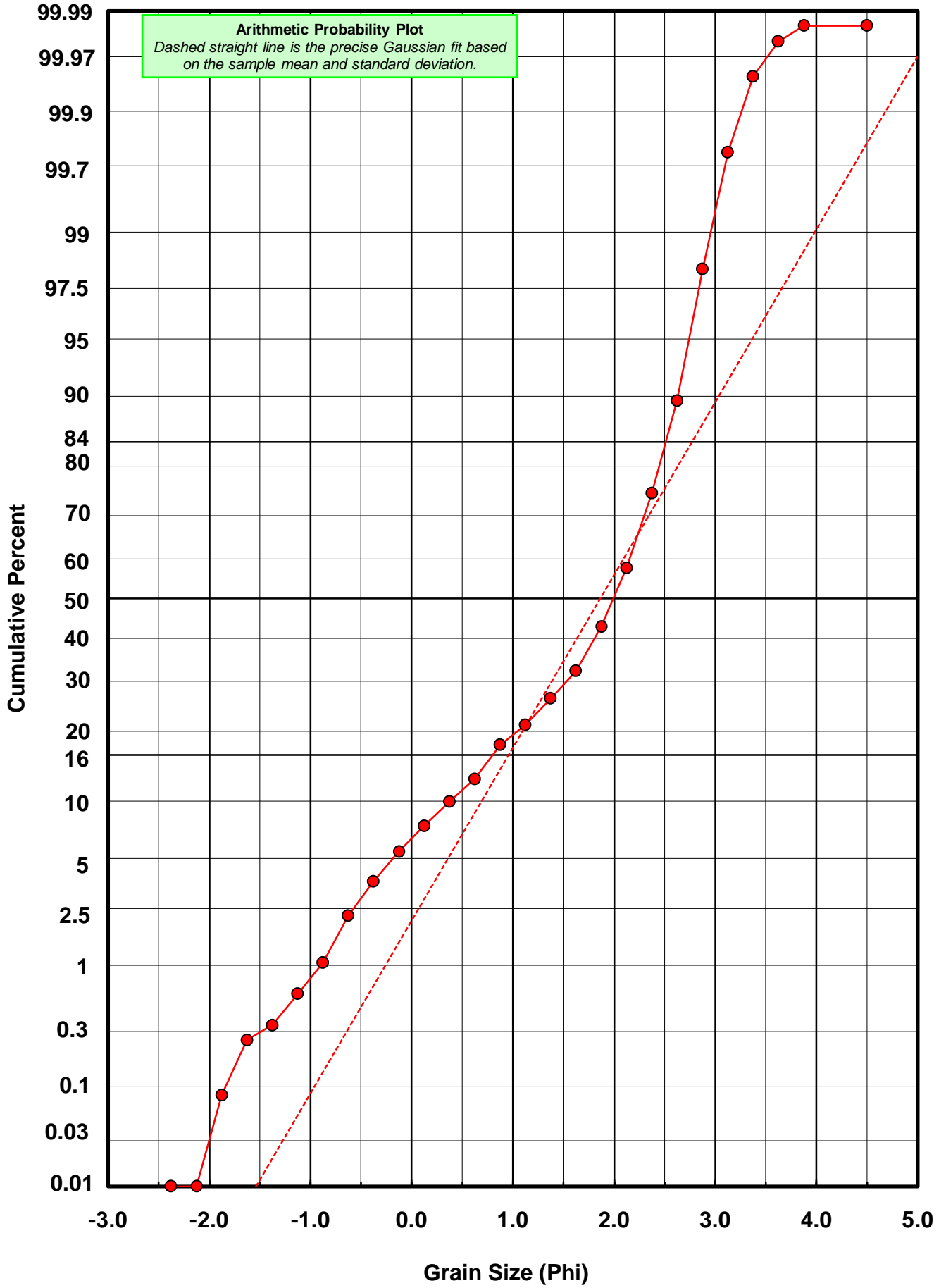
\* RARD = reciprocal absolute relative dispersion (see below)

Statistical Explanation	
Calculations based on the Method of Moments	
Skewness: 3rd Stand. Moment; Exact Gaussian = 0.0	
Kurtosis: 4th Stand. Moment; Exact Gaussian = 3.0	
For Further Explanation, See Basille et al. 2002	
Millimeter data calculated by $mm = 2^{-(\phi)}$	

Reciprocal Absolute Relative Dispersion (RARD) Scale	
< 0.5	Excellent homogeneity (e.g., beaches)
0.5 to 1.0	Good homogeneity
1.0 to 1.33	Fair homogeneity
> 1.33	Poor homogeneity (e.g., glacial)



# LE-09-BB



# Carbonate Grain Size Distribution

Onshore Grab Sample

Sample: LE-09-BB

Total Carbonate Mass: 14.447 grams

% Carbonate: 24.6 %

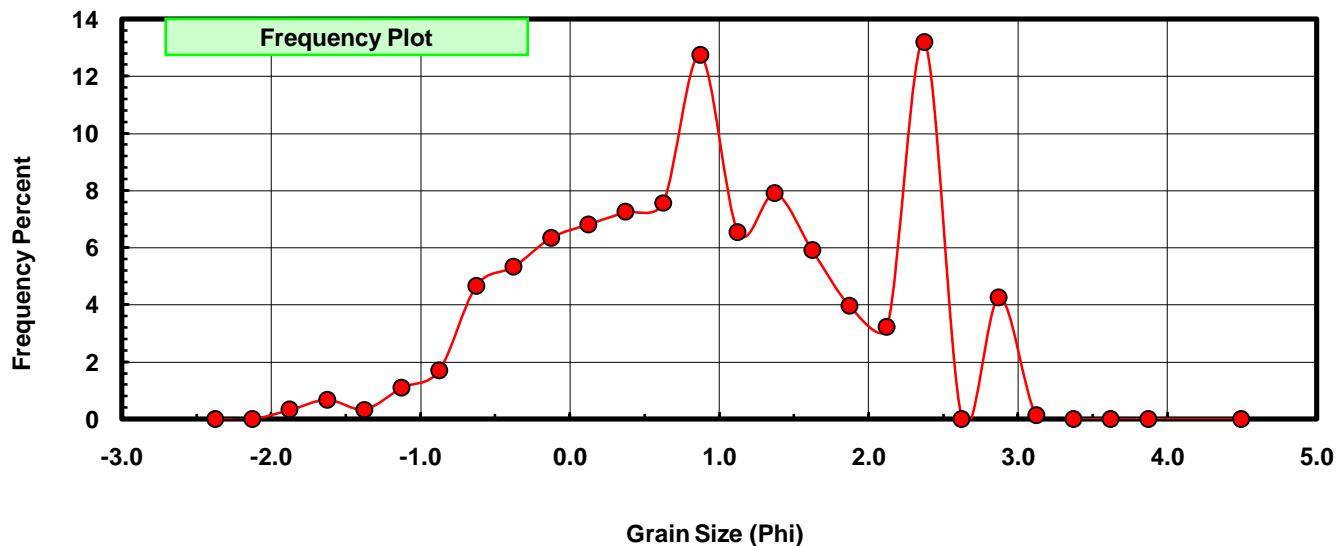
Sieve Size (phi)	Sieve Midpt (phi)	Weight (grams)	Freq Weight %	Cumulative Weight %
-2.25	-2.375	0.000	0.000	0.000
-2.00	-2.125	0.000	0.000	0.000
-1.75	-1.875	0.048	0.332	0.332
-1.50	-1.625	0.098	0.678	1.011
-1.25	-1.375	0.050	0.346	1.357
-1.00	-1.125	0.159	1.101	2.457
-0.75	-0.875	0.247	1.710	4.167
-0.50	-0.625	0.673	4.658	8.825
-0.25	-0.375	0.770	5.330	14.155
0.00	-0.125	0.917	6.347	20.503
0.25	0.125	0.984	6.811	27.314
0.50	0.375	1.047	7.247	34.561
0.75	0.625	1.095	7.579	42.140
1.00	0.875	1.840	12.736	54.876
1.25	1.125	0.945	6.541	61.418
1.50	1.375	1.141	7.898	69.315
1.75	1.625	0.854	5.911	75.227
2.00	1.875	0.571	3.952	79.179
2.25	2.125	0.467	3.233	82.412
2.50	2.375	1.906	13.193	95.605
2.75	2.625	0.000	0.000	95.605
3.00	2.875	0.616	4.264	99.868
3.25	3.125	0.018	0.125	99.993
3.50	3.375	0.000	0.000	99.993
3.75	3.625	0.000	0.000	99.993
4.00	3.875	0.000	0.000	99.993
5.00	4.500	0.001	0.007	100.000

Statistical Results			
Mean:	0.9493	phi	(0.5179 mm)
Standard Dev:	1.0922	phi-units	(0.469 mm)
Skewness:	-0.0523	dimensionless	
Kurtosis:	2.1548	dimensionless	
5th Moment:	-0.7193	dimensionless	
6th Moment:	6.6453	dimensionless	
RARD *	1.1506	dimensionless	
Median	0.7793	phi	(0.5827 mm)

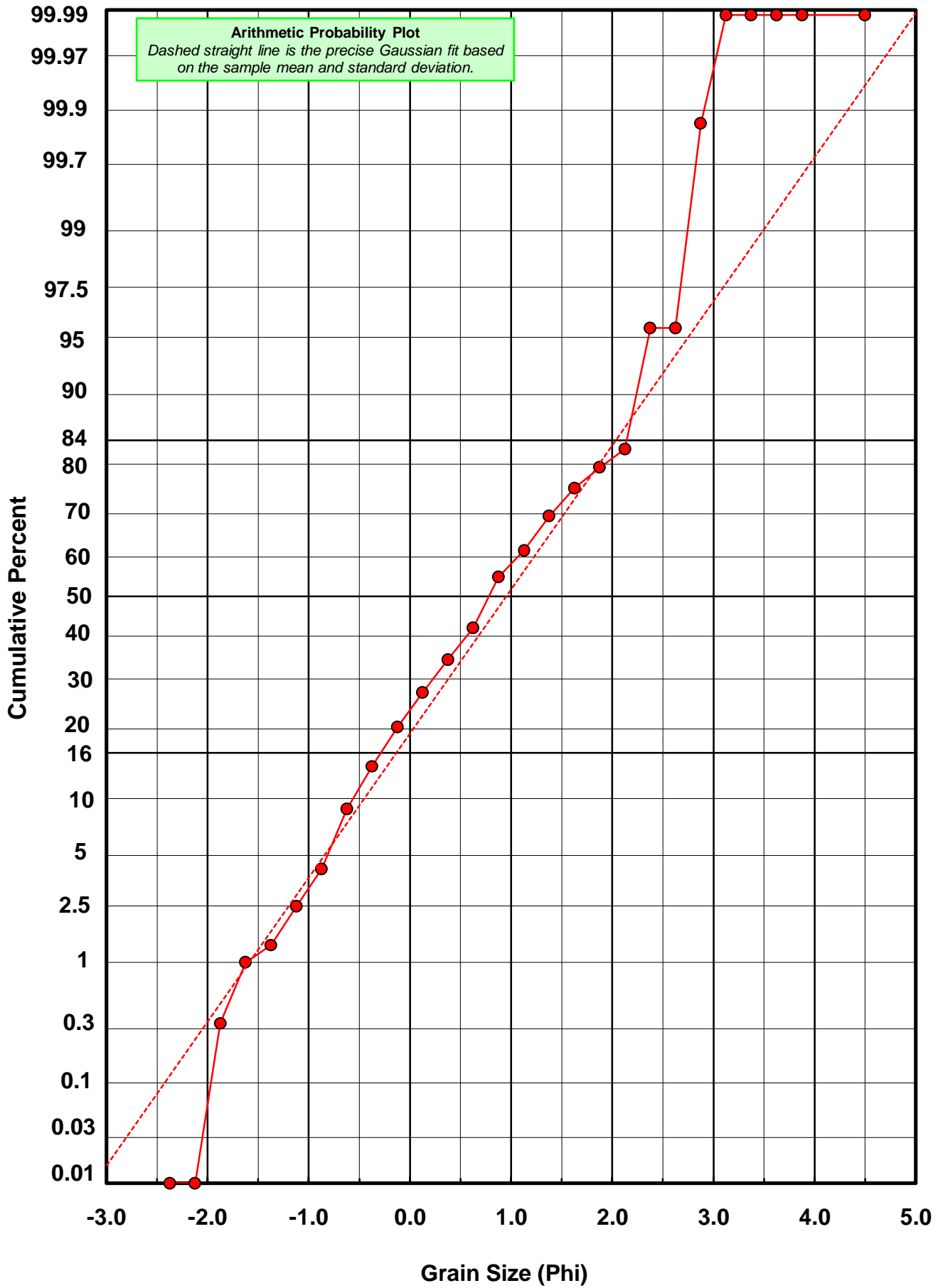
\* RARD = reciprocal absolute relative dispersion (see below)

Statistical Explanation	
Calculations based on the Method of Moments	
Skewness: 3rd Stand. Moment; Exact Gaussian = 0.0	
Kurtosis: 4th Stand. Moment; Exact Gaussian = 3.0	
For Further Explanation, See Basille et al. 2002	
Millimeter data calculated by $mm = 2^{-(\phi)}$	

Reciprocal Absolute Relative Dispersion (RARD) Scale	
< 0.5	Excellent homogeneity (e.g., beaches)
0.5 to 1.0	Good homogeneity
1.0 to 1.33	Fair homogeneity
> 1.33	Poor homogeneity (e.g., glacial)



# LE-09-BB



# Post-Digestion Grain Size Distribution

Onshore Grab Sample

Sample: LE-09-BB

Total Digested Mass: 43.745 grams

% Silica: 75.4 %

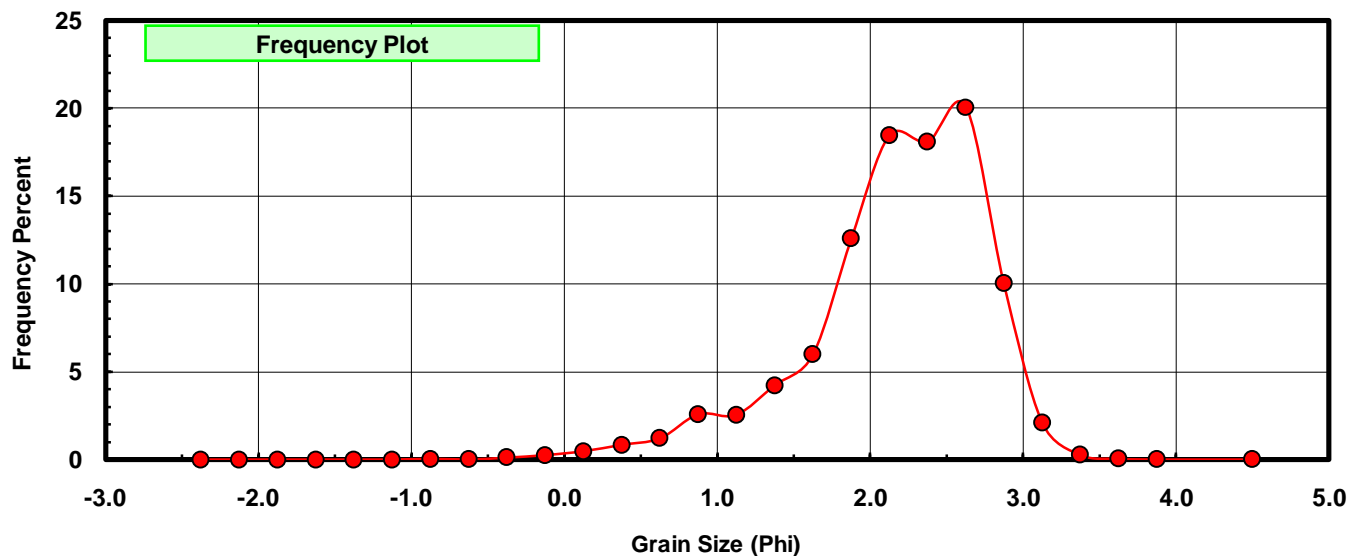
Sieve Size (phi)	Sieve Midpt (phi)	Weight (grams)	Freq Weight %	Cumulative Weight %
-2.25	-2.375	0.000	0.000	0.000
-2.00	-2.125	0.000	0.000	0.000
-1.75	-1.875	0.000	0.000	0.000
-1.50	-1.625	0.000	0.000	0.000
-1.25	-1.375	0.000	0.000	0.000
-1.00	-1.125	0.000	0.000	0.000
-0.75	-0.875	0.014	0.032	0.032
-0.50	-0.625	0.006	0.014	0.046
-0.25	-0.375	0.055	0.126	0.171
0.00	-0.125	0.109	0.249	0.421
0.25	0.125	0.205	0.469	0.889
0.50	0.375	0.368	0.841	1.730
0.75	0.625	0.535	1.223	2.953
1.00	0.875	1.134	2.592	5.546
1.25	1.125	1.114	2.547	8.092
1.50	1.375	1.850	4.229	12.321
1.75	1.625	2.617	5.982	18.304
2.00	1.875	5.507	12.589	30.893
2.25	2.125	8.066	18.439	49.331
2.50	2.375	7.910	18.082	67.413
2.75	2.625	8.781	20.073	87.487
3.00	2.875	4.398	10.054	97.540
3.25	3.125	0.921	2.105	99.646
3.50	3.375	0.117	0.267	99.913
3.75	3.625	0.023	0.053	99.966
4.00	3.875	0.009	0.021	99.986
5.00	4.500	0.006	0.014	100.000

Statistical Results			
Mean:	2.1683	phi	(0.2225 mm)
Standard Dev:	0.6010	phi-units	(0.6593 mm)
Skewness:	-1.0908	dimensionless	
Kurtosis:	4.6009	dimensionless	
5th Moment:	-11.8634	dimensionless	
6th Moment:	44.4144	dimensionless	
RARD *	0.2772	dimensionless	
Median	2.1342	phi	(0.2278 mm)

\* RARD = reciprocal absolute relative dispersion (see below)

Statistical Explanation	
Calculations based on the Method of Moments	
Skewness: 3rd Stand. Moment; Exact Gaussian = 0.0	
Kurtosis: 4th Stand. Moment; Exact Gaussian = 3.0	
For Further Explanation, See Basille et al. 2002	
Millimeter data calculated by $mm = 2^{-(\phi)}$	

Reciprocal Absolute Relative Dispersion (RARD) Scale	
< 0.5	Excellent homogeneity (e.g., beaches)
0.5 to 1.0	Good homogeneity
1.0 to 1.33	Fair homogeneity
> 1.33	Poor homogeneity (e.g., glacial)



# LE-09-BB

