

## **Onshore Grab Sample**

**Sample:** LE-07  
**Sample Taken By:** D. Phelps  
**Sample Collected On:** 11/8/09  
**Splits?** N/A

**County:** Lee  
**Latitude:** 26° 42' 12.5"  
**Longitude:** 82° 15' 22.4"  
**Datum:** WGS 84  
**Surf. Elev:** N/A  
**Datum:** N/A

### **Fine Data Summary**

Total Sample Weight	63.78 grams
Total Fines in Sample	0.237 grams
Total Percent Fines	0.37 %

### **Dry Sieving Summary**

Total Sample Weight	63.717 grams
Total Digested Weight	23.235 grams
Total Carbonate Weight	40.482 grams
Total Silica %	36.47 %
Total Carbonate %	63.53 %
Carbonate/Silica Ratio	1.742

### **General Comments:**

None

### **Description**

Worked By: M. Ladle

# Pre-Digestion Grain Size Distribution

Onshore Grab Sample

Sample: LE-07

Total Sample Mass: 63.717 grams

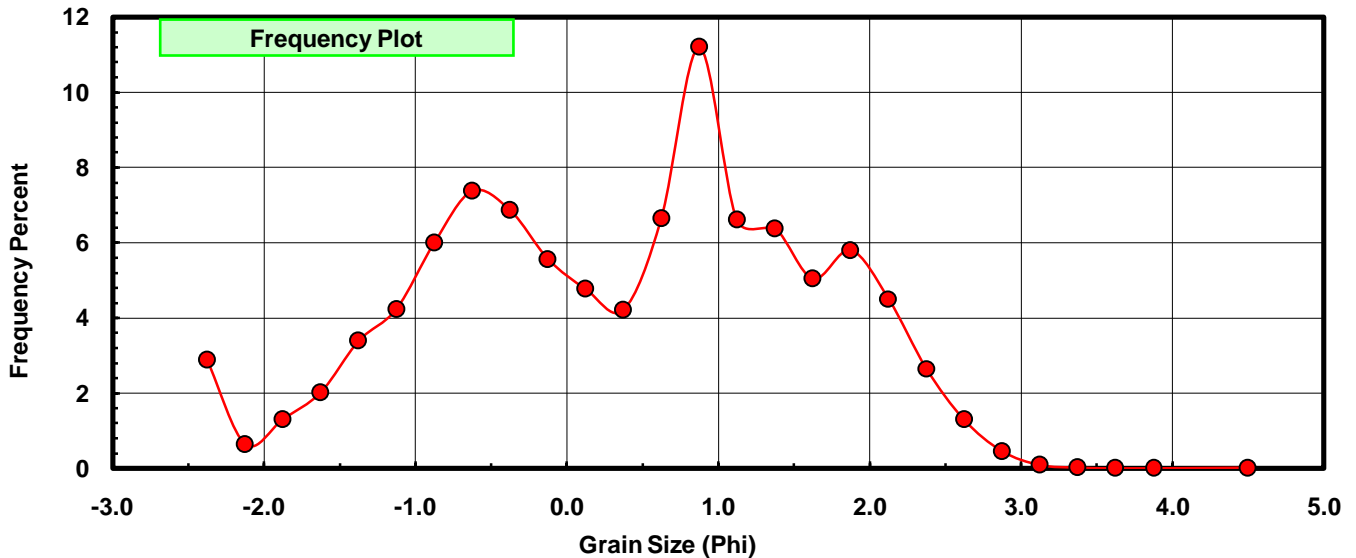
Sieve Size (phi)	Sieve Midpt (phi)	Weight (grams)	Freq Weight %	Cumulative Weight %
-2.25	-2.375	1.843	2.892	2.892
-2.00	-2.125	0.409	0.642	3.534
-1.75	-1.875	0.832	1.306	4.840
-1.50	-1.625	1.290	2.025	6.865
-1.25	-1.375	2.162	3.393	10.258
-1.00	-1.125	2.698	4.234	14.492
-0.75	-0.875	3.822	5.998	20.491
-0.50	-0.625	4.698	7.373	27.864
-0.25	-0.375	4.371	6.860	34.724
0.00	-0.125	3.544	5.562	40.286
0.25	0.125	3.038	4.768	45.054
0.50	0.375	2.685	4.214	49.268
0.75	0.625	4.239	6.653	55.921
1.00	0.875	7.136	11.200	67.120
1.25	1.125	4.213	6.612	73.732
1.50	1.375	4.062	6.375	80.107
1.75	1.625	3.212	5.041	85.148
2.00	1.875	3.696	5.801	90.949
2.25	2.125	2.874	4.511	95.460
2.50	2.375	1.692	2.655	98.115
2.75	2.625	0.826	1.296	99.411
3.00	2.875	0.292	0.458	99.870
3.25	3.125	0.057	0.089	99.959
3.50	3.375	0.012	0.019	99.978
3.75	3.625	0.001	0.002	99.980
4.00	3.875	0.004	0.006	99.986
5.00	4.50	0.009	0.014	100.000

Statistical Results			
Mean:	0.3593	phi	(0.7795 mm)
Standard Dev:	1.2429	phi-units	(0.4225 mm)
Skewness:	-0.2021	dimensionless	
Kurtosis:	2.2569	dimensionless	
5th Moment:	-1.1838	dimensionless	
6th Moment:	7.3225	dimensionless	
RARD *	3.4594	dimensionless	
Median	0.4025	phi	(0.7565 mm)

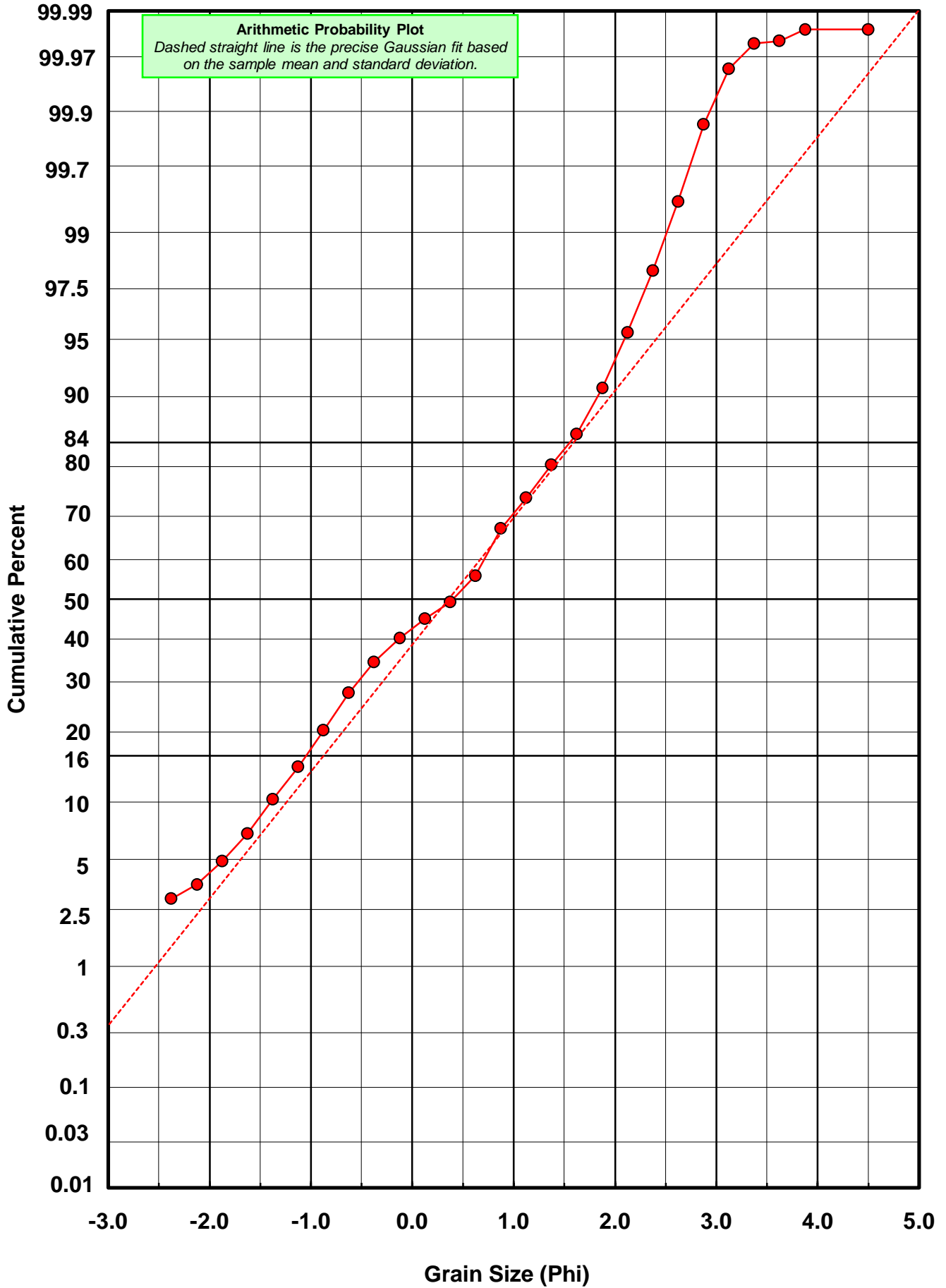
\* RARD = reciprocal absolute relative dispersion (see below)

Statistical Explanation	
Calculations based on the Method of Moments	
Skewness: 3rd Stand. Moment; Exact Gaussian = 0.0	
Kurtosis: 4th Stand. Moment; Exact Gaussian = 3.0	
For Further Explanation, See Basille et al. 2002	
Millimeter data calculated by $mm = 2^{-(\phi)}$	

Reciprocal Absolute Relative Dispersion (RARD) Scale	
< 0.5	Excellent homogeneity (e.g., beaches)
0.5 to 1.0	Good homogeneity
1.0 to 1.33	Fair homogeneity
> 1.33	Poor homogeneity (e.g., glacial)



# LE-07



# Carbonate Grain Size Distribution

Onshore Grab Sample

Sample: LE-07

Total Carbonate Mass: 40.654 grams

% Carbonate: 63.5 %

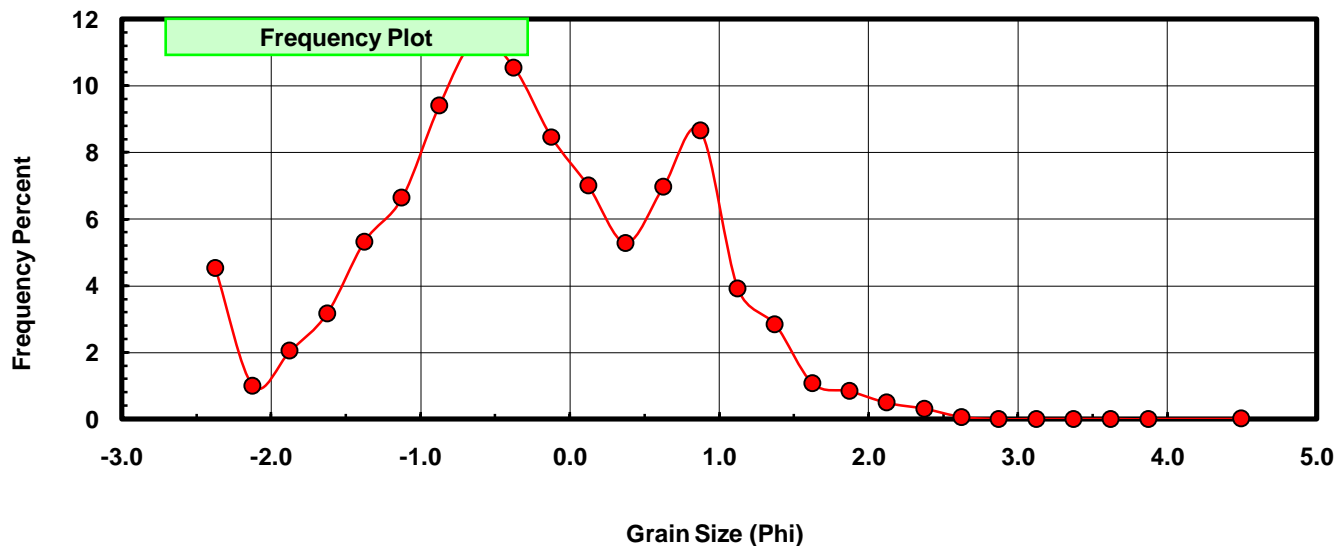
Sieve Size (phi)	Sieve Midpt (phi)	Weight (grams)	Freq Weight %	Cumulative Weight %
-2.25	-2.375	1.843	4.533	4.533
-2.00	-2.125	0.409	1.006	5.539
-1.75	-1.875	0.832	2.047	7.586
-1.50	-1.625	1.290	3.173	10.759
-1.25	-1.375	2.162	5.318	16.077
-1.00	-1.125	2.698	6.636	22.714
-0.75	-0.875	3.822	9.401	32.115
-0.50	-0.625	4.641	11.416	43.531
-0.25	-0.375	4.286	10.543	54.073
0.00	-0.125	3.445	8.474	62.547
0.25	0.125	2.846	7.001	69.548
0.50	0.375	2.149	5.286	74.834
0.75	0.625	2.832	6.966	81.800
1.00	0.875	3.519	8.656	90.456
1.25	1.125	1.588	3.906	94.362
1.50	1.375	1.156	2.844	97.206
1.75	1.625	0.438	1.077	98.283
2.00	1.875	0.342	0.841	99.124
2.25	2.125	0.200	0.492	99.616
2.50	2.375	0.128	0.315	99.931
2.75	2.625	0.024	0.059	99.990
3.00	2.875	0.000	0.000	99.990
3.25	3.125	0.000	0.000	99.990
3.50	3.375	0.000	0.000	99.990
3.75	3.625	0.000	0.000	99.990
4.00	3.875	0.000	0.000	99.990
5.00	4.500	0.004	0.010	100.000

Statistical Results			
Mean:	-0.2864	phi	(1.2196 mm)
Standard Dev:	1.0132	phi-units	(0.4954 mm)
Skewness:	-0.0021	dimensionless	
Kurtosis:	2.5926	dimensionless	
5th Moment:	0.1962	dimensionless	
6th Moment:	10.3794	dimensionless	
RARD *	3.5377	dimensionless	
Median	-0.4716	phi	(1.3866 mm)

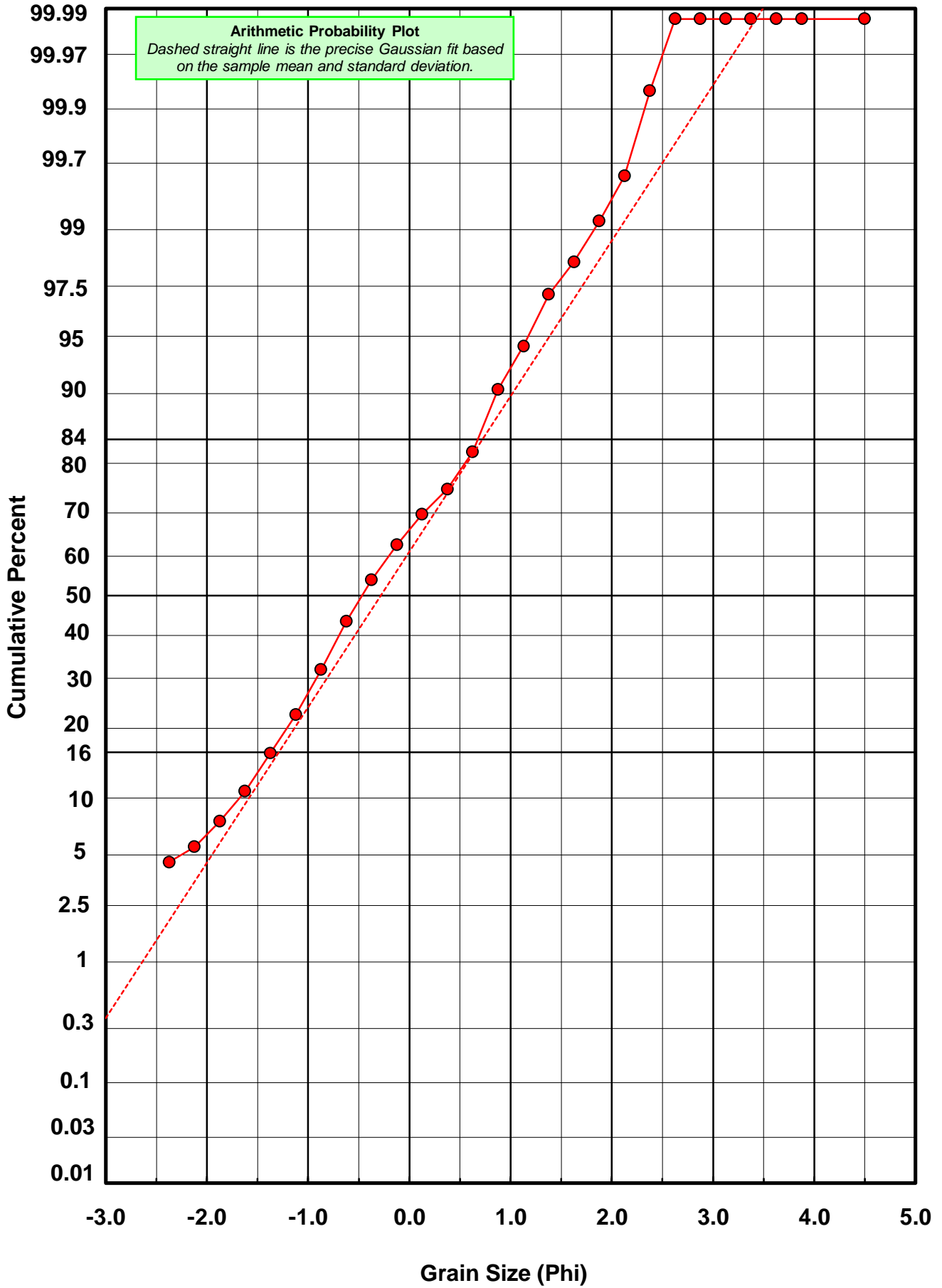
\* RARD = reciprocal absolute relative dispersion (see below)

Statistical Explanation	
Calculations based on the Method of Moments	
Skewness: 3rd Stand. Moment; Exact Gaussian = 0.0	
Kurtosis: 4th Stand. Moment; Exact Gaussian = 3.0	
For Further Explanation, See Basille et al. 2002	
Millimeter data calculated by $mm = 2^{-(\phi)}$	

Reciprocal Absolute Relative Dispersion (RARD) Scale	
< 0.5	Excellent homogeneity (e.g., beaches)
0.5 to 1.0	Good homogeneity
1.0 to 1.33	Fair homogeneity
> 1.33	Poor homogeneity (e.g., glacial)



# LE-07



# Post-Digestion Grain Size Distribution

Onshore Grab Sample

Sample: LE-07

Total Digested Mass: 23.235 grams

% Silica: 36.5 %

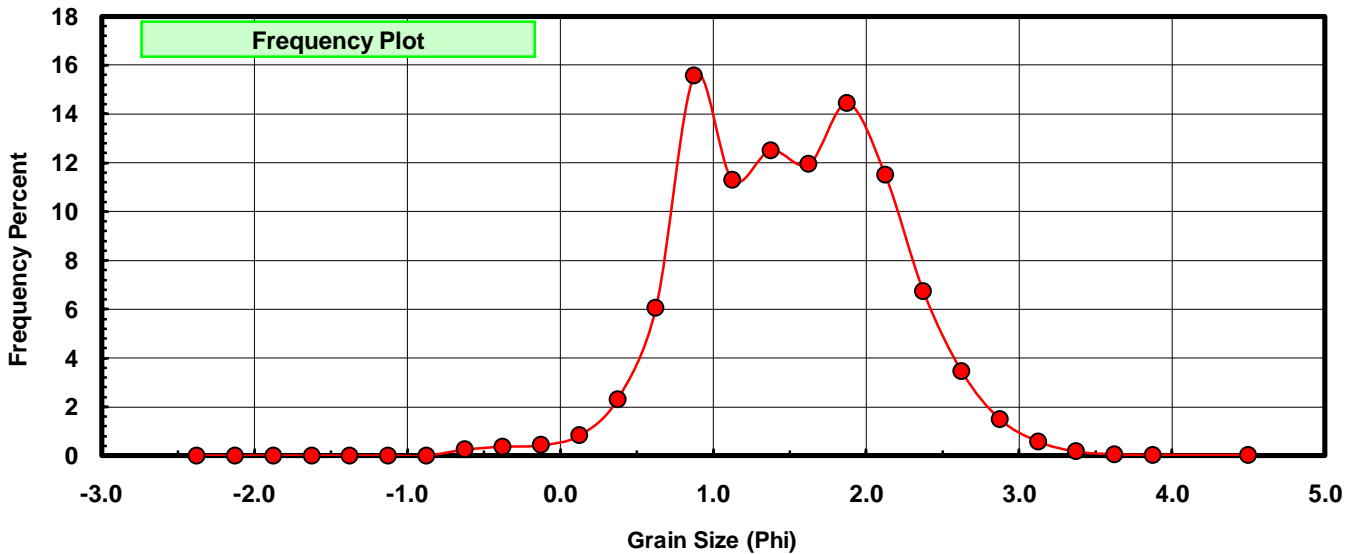
Sieve Size (phi)	Sieve Midpt (phi)	Weight (grams)	Freq Weight %	Cumulative Weight %
-2.25	-2.375	0.000	0.000	0.000
-2.00	-2.125	0.000	0.000	0.000
-1.75	-1.875	0.000	0.000	0.000
-1.50	-1.625	0.000	0.000	0.000
-1.25	-1.375	0.000	0.000	0.000
-1.00	-1.125	0.000	0.000	0.000
-0.75	-0.875	0.000	0.000	0.000
-0.50	-0.625	0.057	0.245	0.245
-0.25	-0.375	0.085	0.366	0.611
0.00	-0.125	0.099	0.426	1.037
0.25	0.125	0.192	0.826	1.864
0.50	0.375	0.536	2.307	4.170
0.75	0.625	1.407	6.056	10.226
1.00	0.875	3.617	15.567	25.793
1.25	1.125	2.625	11.298	37.091
1.50	1.375	2.906	12.507	49.598
1.75	1.625	2.774	11.939	61.536
2.00	1.875	3.354	14.435	75.972
2.25	2.125	2.674	11.509	87.480
2.50	2.375	1.564	6.731	94.211
2.75	2.625	0.802	3.452	97.663
3.00	2.875	0.347	1.493	99.156
3.25	3.125	0.133	0.572	99.729
3.50	3.375	0.039	0.168	99.897
3.75	3.625	0.012	0.052	99.948
4.00	3.875	0.007	0.030	99.978
5.00	4.500	0.005	0.022	100.000

Statistical Results			
Mean:	1.5096	phi	(0.3512 mm)
Standard Dev:	0.6644	phi-units	(0.6309 mm)
Skewness:	0.0081	dimensionless	
Kurtosis:	2.7846	dimensionless	
5th Moment:	-0.0788	dimensionless	
6th Moment:	15.1514	dimensionless	
RARD *	0.4402	dimensionless	
Median	1.3834	phi	(0.3833 mm)

\* RARD = reciprocal absolute relative dispersion (see below)

Statistical Explanation	
Calculations based on the Method of Moments	
Skewness: 3rd Stand. Moment; Exact Gaussian = 0.0	
Kurtosis: 4th Stand. Moment; Exact Gaussian = 3.0	
For Further Explanation, See Basille et al. 2002	
Millimeter data calculated by $mm = 2^{-(\phi)}$	

Reciprocal Absolute Relative Dispersion (RARD) Scale	
< 0.5	Excellent homogeneity (e.g., beaches)
0.5 to 1.0	Good homogeneity
1.0 to 1.33	Fair homogeneity
> 1.33	Poor homogeneity (e.g., glacial)



# LE-07

