

Onshore Grab Sample

Sample: LE-04-BB
Sample Taken By: D. Phelps
Sample Collected On: 1/12/10
Splits? N/A

County: Lee
Latitude: 26° 44' 41"
Longitude: 82° 15' 49.6"
Datum: WGS 84
Surf. Elev: N/A
Datum: N/A

Fine Data Summary

Total Sample Weight	57.359 grams
Total Fines in Sample	0.345 grams
Total Percent Fines	0.60 %

Dry Sieving Summary

Total Sample Weight	57.226 grams
Total Digested Weight	29.116 grams
Total Carbonate Weight	28.110 grams
Total Silica %	50.88 %
Total Carbonate %	49.12 %
Carbonate/Silica Ratio	0.965

General Comments:

None

Description

Worked By: M. Ladle

Pre-Digestion Grain Size Distribution

Onshore Grab Sample

Sample: LE-04-BB

Total Sample Mass: 57.226 grams

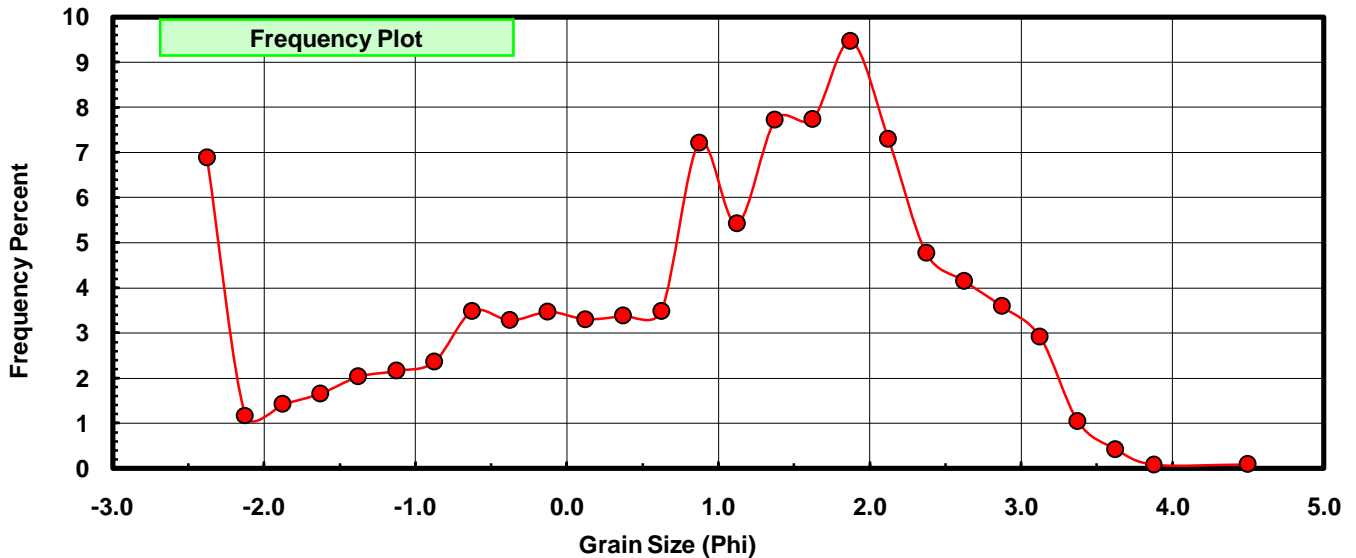
Sieve Size (phi)	Sieve Midpt (phi)	Weight (grams)	Freq Weight %	Cumulative Weight %
-2.25	-2.375	3.942	6.888	6.888
-2.00	-2.125	0.674	1.178	8.066
-1.75	-1.875	0.814	1.422	9.489
-1.50	-1.625	0.949	1.658	11.147
-1.25	-1.375	1.164	2.034	13.181
-1.00	-1.125	1.235	2.158	15.339
-0.75	-0.875	1.348	2.356	17.695
-0.50	-0.625	1.989	3.476	21.170
-0.25	-0.375	1.878	3.282	24.452
0.00	-0.125	1.984	3.467	27.919
0.25	0.125	1.891	3.304	31.224
0.50	0.375	1.935	3.381	34.605
0.75	0.625	1.995	3.486	38.091
1.00	0.875	4.124	7.207	45.298
1.25	1.125	3.103	5.422	50.720
1.50	1.375	4.419	7.722	58.442
1.75	1.625	4.429	7.739	66.181
2.00	1.875	5.414	9.461	75.642
2.25	2.125	4.175	7.296	82.938
2.50	2.375	2.731	4.772	87.710
2.75	2.625	2.378	4.155	91.866
3.00	2.875	2.056	3.593	95.458
3.25	3.125	1.666	2.911	98.370
3.50	3.375	0.595	1.040	99.409
3.75	3.625	0.241	0.421	99.830
4.00	3.875	0.046	0.080	99.911
5.00	4.50	0.051	0.089	100.000

Statistical Results			
Mean:	0.8477	phi	(0.5557 mm)
Standard Dev:	1.5679	phi-units	(0.3373 mm)
Skewness:	-0.5831	dimensionless	
Kurtosis:	2.4188	dimensionless	
5th Moment:	-2.7649	dimensionless	
6th Moment:	7.9496	dimensionless	
RARD *	1.8495	dimensionless	
Median	1.0918	phi	(0.4692 mm)

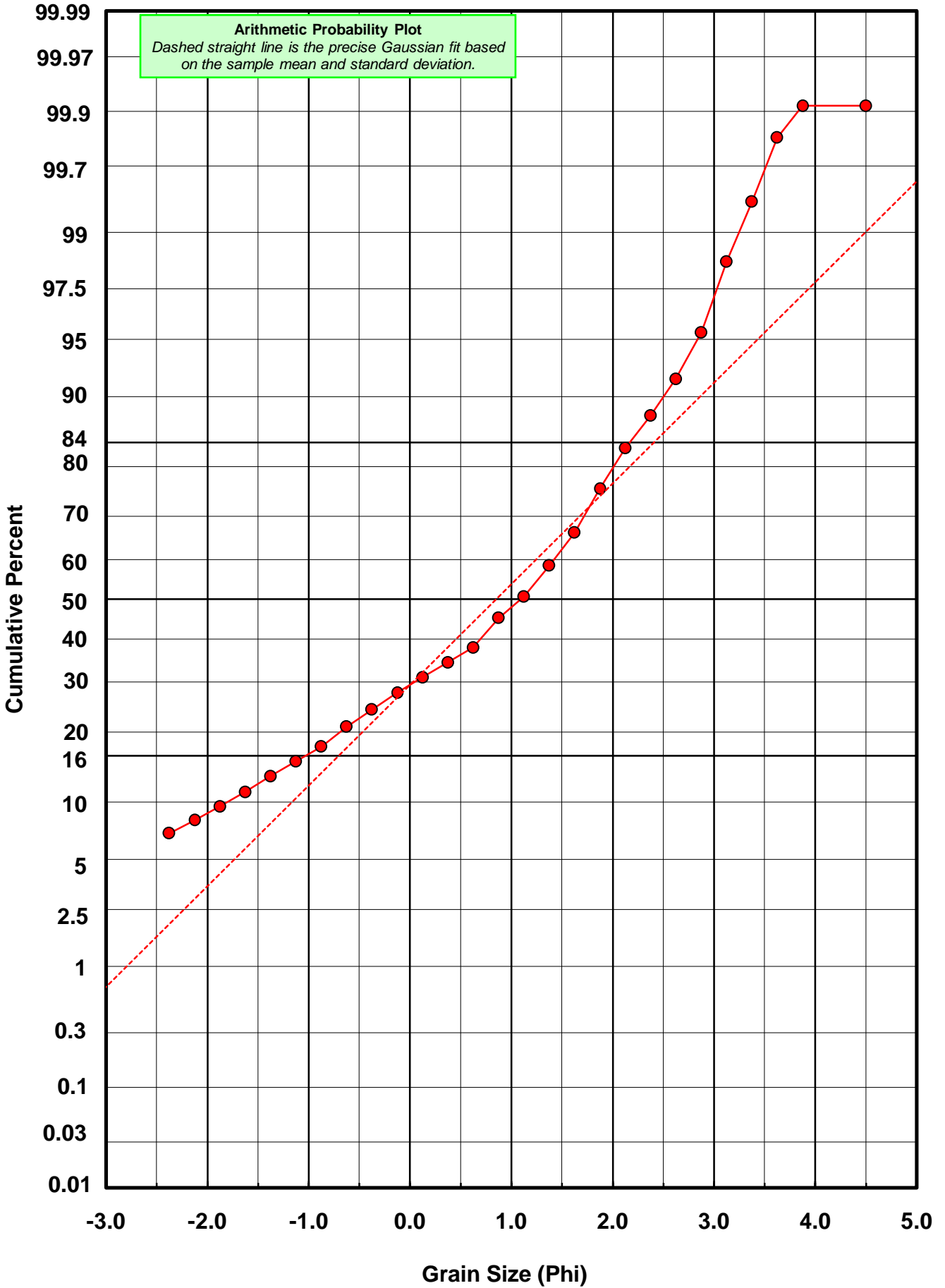
* RARD = reciprocal absolute relative dispersion (see below)

Statistical Explanation	
Calculations based on the Method of Moments	
Skewness: 3rd Stand. Moment; Exact Gaussian = 0.0	
Kurtosis: 4th Stand. Moment; Exact Gaussian = 3.0	
For Further Explanation, See Basille et al. 2002	
Millimeter data calculated by $mm = 2^{-(\phi)}$	

Reciprocal Absolute Relative Dispersion (RARD) Scale	
< 0.5	Excellent homogeneity (e.g., beaches)
0.5 to 1.0	Good homogeneity
1.0 to 1.33	Fair homogeneity
> 1.33	Poor homogeneity (e.g., glacial)



LE-04-BB



Carbonate Grain Size Distribution

Onshore Grab Sample

Sample: LE-04-BB

Total Carbonate Mass: 28.423 grams

% Carbonate: 49.1 %

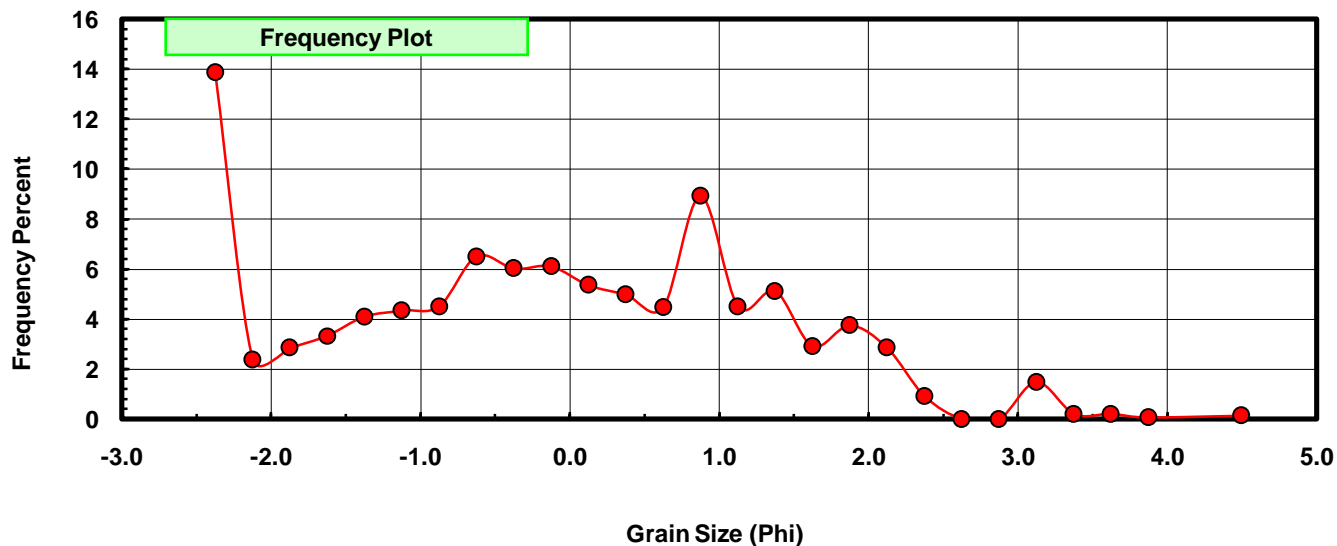
Sieve Size (phi)	Sieve Midpt (phi)	Weight (grams)	Freq Weight %	Cumulative Weight %
-2.25	-2.375	3.942	13.869	13.869
-2.00	-2.125	0.674	2.371	16.240
-1.75	-1.875	0.814	2.864	19.104
-1.50	-1.625	0.949	3.339	22.443
-1.25	-1.375	1.164	4.095	26.538
-1.00	-1.125	1.235	4.345	30.883
-0.75	-0.875	1.281	4.507	35.390
-0.50	-0.625	1.850	6.509	41.899
-0.25	-0.375	1.713	6.027	47.926
0.00	-0.125	1.738	6.115	54.041
0.25	0.125	1.524	5.362	59.403
0.50	0.375	1.416	4.982	64.384
0.75	0.625	1.272	4.475	68.860
1.00	0.875	2.537	8.926	77.786
1.25	1.125	1.282	4.510	82.296
1.50	1.375	1.456	5.123	87.419
1.75	1.625	0.830	2.920	90.339
2.00	1.875	1.069	3.761	94.100
2.25	2.125	0.811	2.853	96.953
2.50	2.375	0.263	0.925	97.878
2.75	2.625	0.000	0.000	97.878
3.00	2.875	0.000	0.000	97.878
3.25	3.125	0.423	1.488	99.367
3.50	3.375	0.059	0.208	99.574
3.75	3.625	0.060	0.211	99.785
4.00	3.875	0.021	0.074	99.859
5.00	4.500	0.040	0.141	100.000

Statistical Results			
Mean:	-0.1797	phi	(1.1327 mm)
Standard Dev:	1.4830	phi-units	(0.3577 mm)
Skewness:	0.1151	dimensionless	
Kurtosis:	2.1944	dimensionless	
5th Moment:	1.4129	dimensionless	
6th Moment:	7.5755	dimensionless	
RARD *	8.2524	dimensionless	
Median	-0.2902	phi	(1.2228 mm)

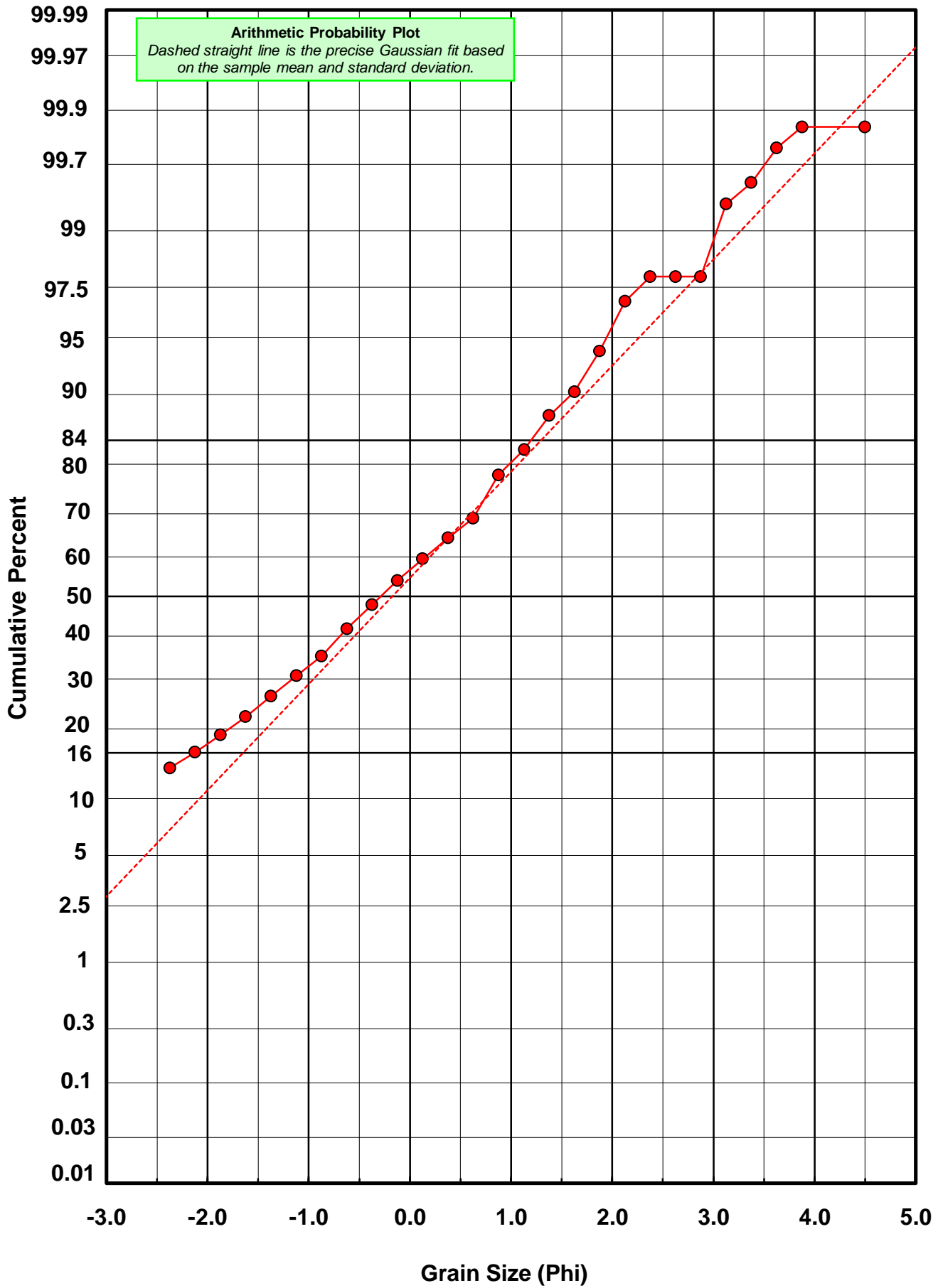
* RARD = reciprocal absolute relative dispersion (see below)

Statistical Explanation	
Calculations based on the Method of Moments	
Skewness: 3rd Stand. Moment; Exact Gaussian = 0.0	
Kurtosis: 4th Stand. Moment; Exact Gaussian = 3.0	
For Further Explanation, See Basille et al. 2002	
Millimeter data calculated by $mm = 2^{-(\phi)}$	

Reciprocal Absolute Relative Dispersion (RARD) Scale	
< 0.5	Excellent homogeneity (e.g., beaches)
0.5 to 1.0	Good homogeneity
1.0 to 1.33	Fair homogeneity
> 1.33	Poor homogeneity (e.g., glacial)



LE-04-BB



Post-Digestion Grain Size Distribution

Onshore Grab Sample

Sample: LE-04-BB

Total Digested Mass: 29.116 grams

% Silica: 50.9 %

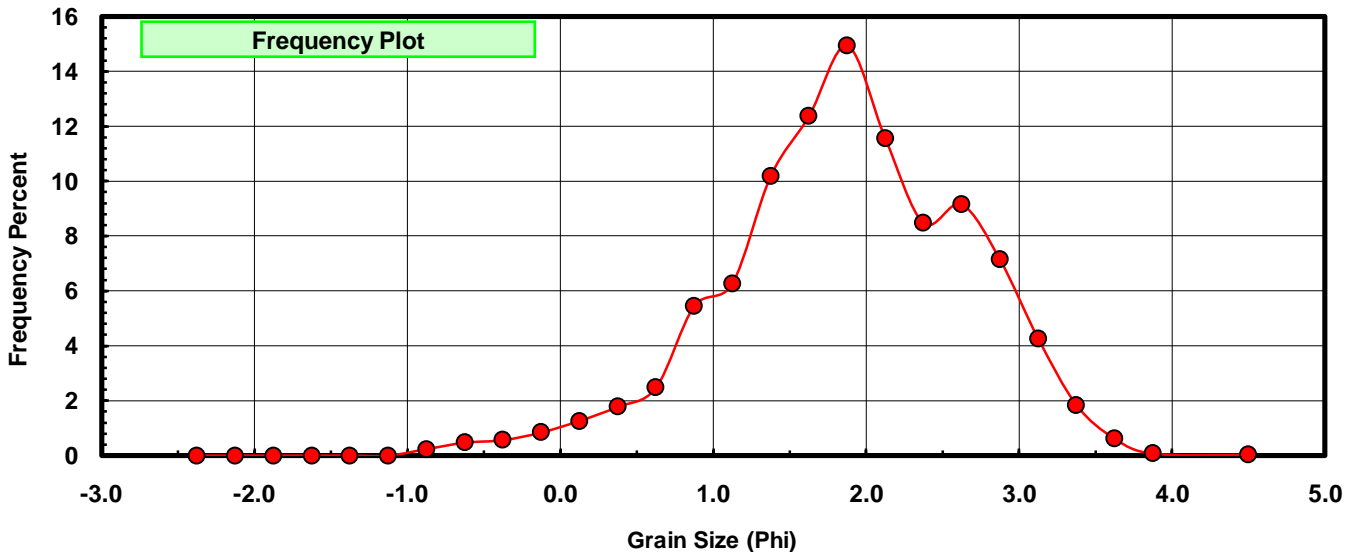
Sieve Size (phi)	Sieve Midpt (phi)	Weight (grams)	Freq Weight %	Cumulative Weight %
-2.25	-2.375	0.000	0.000	0.000
-2.00	-2.125	0.000	0.000	0.000
-1.75	-1.875	0.000	0.000	0.000
-1.50	-1.625	0.000	0.000	0.000
-1.25	-1.375	0.000	0.000	0.000
-1.00	-1.125	0.000	0.000	0.000
-0.75	-0.875	0.067	0.230	0.230
-0.50	-0.625	0.139	0.477	0.708
-0.25	-0.375	0.165	0.567	1.274
0.00	-0.125	0.246	0.845	2.119
0.25	0.125	0.367	1.260	3.380
0.50	0.375	0.519	1.783	5.162
0.75	0.625	0.723	2.483	7.645
1.00	0.875	1.587	5.451	13.096
1.25	1.125	1.821	6.254	19.350
1.50	1.375	2.963	10.177	29.527
1.75	1.625	3.599	12.361	41.888
2.00	1.875	4.345	14.923	56.811
2.25	2.125	3.364	11.554	68.364
2.50	2.375	2.468	8.476	76.841
2.75	2.625	2.664	9.150	85.991
3.00	2.875	2.083	7.154	93.145
3.25	3.125	1.243	4.269	97.414
3.50	3.375	0.536	1.841	99.255
3.75	3.625	0.181	0.622	99.876
4.00	3.875	0.025	0.086	99.962
5.00	4.500	0.011	0.038	100.000

Statistical Results			
Mean:	1.8700	phi	(0.2736 mm)
Standard Dev:	0.8107	phi-units	(0.5701 mm)
Skewness:	-0.3923	dimensionless	
Kurtosis:	3.2082	dimensionless	
5th Moment:	-3.9625	dimensionless	
6th Moment:	18.0264	dimensionless	
RARD *	0.4335	dimensionless	
Median	1.7609	phi	(0.2951 mm)

* RARD = reciprocal absolute relative dispersion (see below)

Statistical Explanation	
Calculations based on the Method of Moments	
Skewness: 3rd Stand. Moment; Exact Gaussian = 0.0	
Kurtosis: 4th Stand. Moment; Exact Gaussian = 3.0	
For Further Explanation, See Basille et al. 2002	
Millimeter data calculated by $mm = 2^{-(\phi)}$	

Reciprocal Absolute Relative Dispersion (RARD) Scale	
< 0.5	Excellent homogeneity (e.g., beaches)
0.5 to 1.0	Good homogeneity
1.0 to 1.33	Fair homogeneity
> 1.33	Poor homogeneity (e.g., glacial)



LE-04-BB

