

Onshore Grab Sample

Sample: CR-47
Sample Taken By: D. Phelps
Sample Collected On: 1/26/10
Splits? N/A

County: Collier
Latitude: 25° 50' 27.8"
Longitude: 81° 40' 1.9"
Datum: WGS 84
Surf. Elev: N/A
Datum: N/A

Fine Data Summary

Total Sample Weight 57.624 grams
Total Fines in Sample 0.675 grams
Total Percent Fines 1.16 %

Dry Sieving Summary

Total Sample Weight 57.096 grams
Total Digested Weight 23.902 grams
Total Carbonate Weight 33.194 grams
Total Silica % 41.86 %
Total Carbonate % 58.14 %
Carbonate/Silica Ratio 1.389

General Comments:

None

Description

Worked By: M. Ladle

Pre-Digestion Grain Size Distribution

Onshore Grab Sample

Sample: CR-47

Total Sample Mass: 57.096 grams

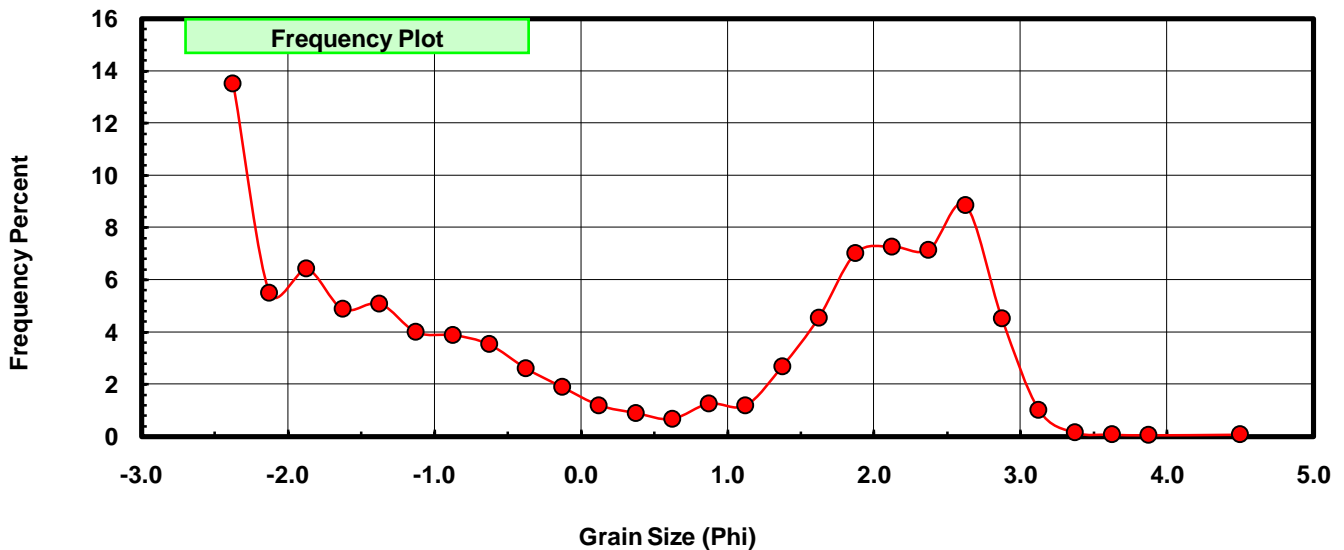
Sieve Size (phi)	Sieve Midpt (phi)	Weight (grams)	Freq Weight %	Cumulative Weight %
-2.25	-2.375	7.717	13.516	13.516
-2.00	-2.125	3.139	5.498	19.014
-1.75	-1.875	3.672	6.431	25.445
-1.50	-1.625	2.788	4.883	30.328
-1.25	-1.375	2.905	5.088	35.416
-1.00	-1.125	2.283	3.999	39.414
-0.75	-0.875	2.217	3.883	43.297
-0.50	-0.625	2.017	3.533	46.830
-0.25	-0.375	1.490	2.610	49.440
0.00	-0.125	1.077	1.886	51.326
0.25	0.125	0.680	1.191	52.517
0.50	0.375	0.516	0.904	53.421
0.75	0.625	0.386	0.676	54.097
1.00	0.875	0.724	1.268	55.365
1.25	1.125	0.680	1.191	56.556
1.50	1.375	1.536	2.690	59.246
1.75	1.625	2.599	4.552	63.798
2.00	1.875	4.006	7.016	70.814
2.25	2.125	4.152	7.272	78.086
2.50	2.375	4.082	7.149	85.235
2.75	2.625	5.059	8.861	94.096
3.00	2.875	2.585	4.527	98.623
3.25	3.125	0.581	1.018	99.641
3.50	3.375	0.088	0.154	99.795
3.75	3.625	0.045	0.079	99.874
4.00	3.875	0.028	0.049	99.923
5.00	4.50	0.044	0.077	100.000

Statistical Results			
Mean:	0.1875	phi	(0.8781 mm)
Standard Dev:	1.9765	phi-units	(0.2541 mm)
Skewness:	0.0307	dimensionless	
Kurtosis:	1.3302	dimensionless	
5th Moment:	0.0953	dimensionless	
6th Moment:	2.0392	dimensionless	
RARD *	10.5405	dimensionless	
Median	-0.3007	phi	(1.2318 mm)

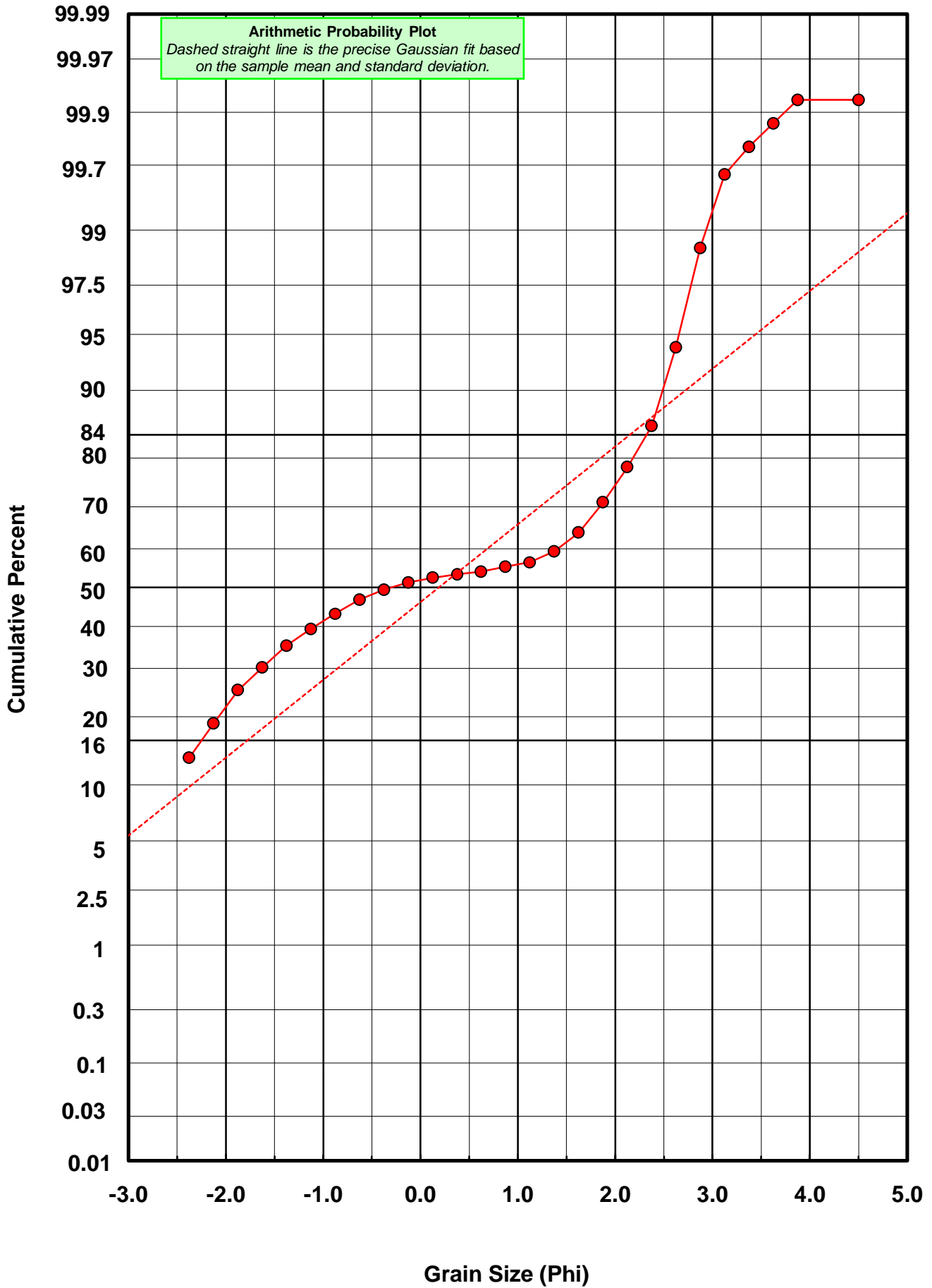
* RARD = reciprocal absolute relative dispersion (see below)

Statistical Explanation	
Calculations based on the Method of Moments	
Skewness: 3rd Stand. Moment; Exact Gaussian = 0.0	
Kurtosis: 4th Stand. Moment; Exact Gaussian = 3.0	
For Further Explanation, See Basille et al. 2002	
Millimeter data calculated by $mm = 2^{(-phi)}$	

Reciprocal Absolute Relative Dispersion (RARD) Scale	
< 0.5	Excellent homogeneity (e.g., beaches)
0.5 to 1.0	Good homogeneity
1.0 to 1.33	Fair homogeneity
> 1.33	Poor homogeneity (e.g., glacial)



CR-47



Carbonate Grain Size Distribution

Onshore Grab Sample

Sample: CR-47

Total Carbonate Mass: 34.395 grams

% Carbonate: 58.1 %

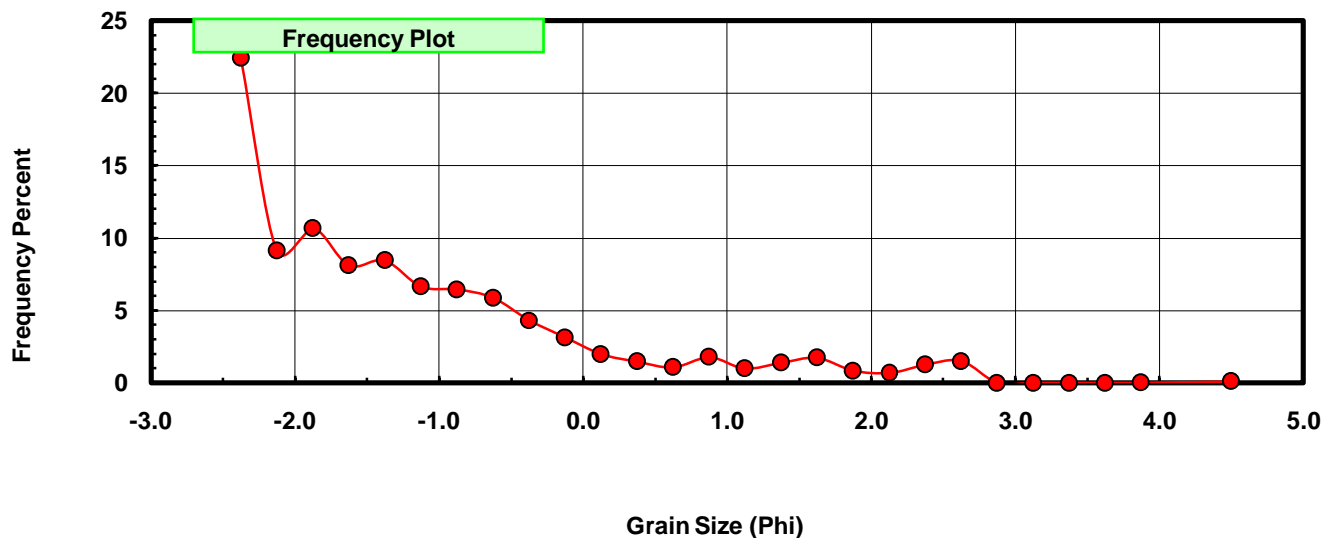
Sieve Size (phi)	Sieve Midpt (phi)	Weight (grams)	Freq Weight %	Cumulative Weight %
-2.25	-2.375	7.717	22.436	22.436
-2.00	-2.125	3.139	9.126	31.563
-1.75	-1.875	3.672	10.676	42.239
-1.50	-1.625	2.788	8.106	50.345
-1.25	-1.375	2.905	8.446	58.791
-1.00	-1.125	2.283	6.638	65.428
-0.75	-0.875	2.217	6.446	71.874
-0.50	-0.625	2.017	5.864	77.738
-0.25	-0.375	1.490	4.332	82.070
0.00	-0.125	1.077	3.131	85.201
0.25	0.125	0.680	1.977	87.178
0.50	0.375	0.508	1.477	88.655
0.75	0.625	0.369	1.073	89.728
1.00	0.875	0.609	1.771	91.499
1.25	1.125	0.341	0.991	92.490
1.50	1.375	0.478	1.390	93.880
1.75	1.625	0.595	1.730	95.610
2.00	1.875	0.287	0.834	96.444
2.25	2.125	0.234	0.680	97.125
2.50	2.375	0.431	1.253	98.378
2.75	2.625	0.516	1.500	99.878
3.00	2.875	0.000	0.000	99.878
3.25	3.125	0.000	0.000	99.878
3.50	3.375	0.000	0.000	99.878
3.75	3.625	0.000	0.000	99.878
4.00	3.875	0.008	0.023	99.901
5.00	4.500	0.034	0.099	100.000

Statistical Results			
Mean:	-1.1695	phi	(2.2494 mm)
Standard Dev:	1.2773	phi-units	(0.4126 mm)
Skewness:	1.3115	dimensionless	
Kurtosis:	4.2145	dimensionless	
5th Moment:	10.8075	dimensionless	
6th Moment:	32.7010	dimensionless	
RARD *	1.0921	dimensionless	
Median	-1.6356	phi	(3.1072 mm)

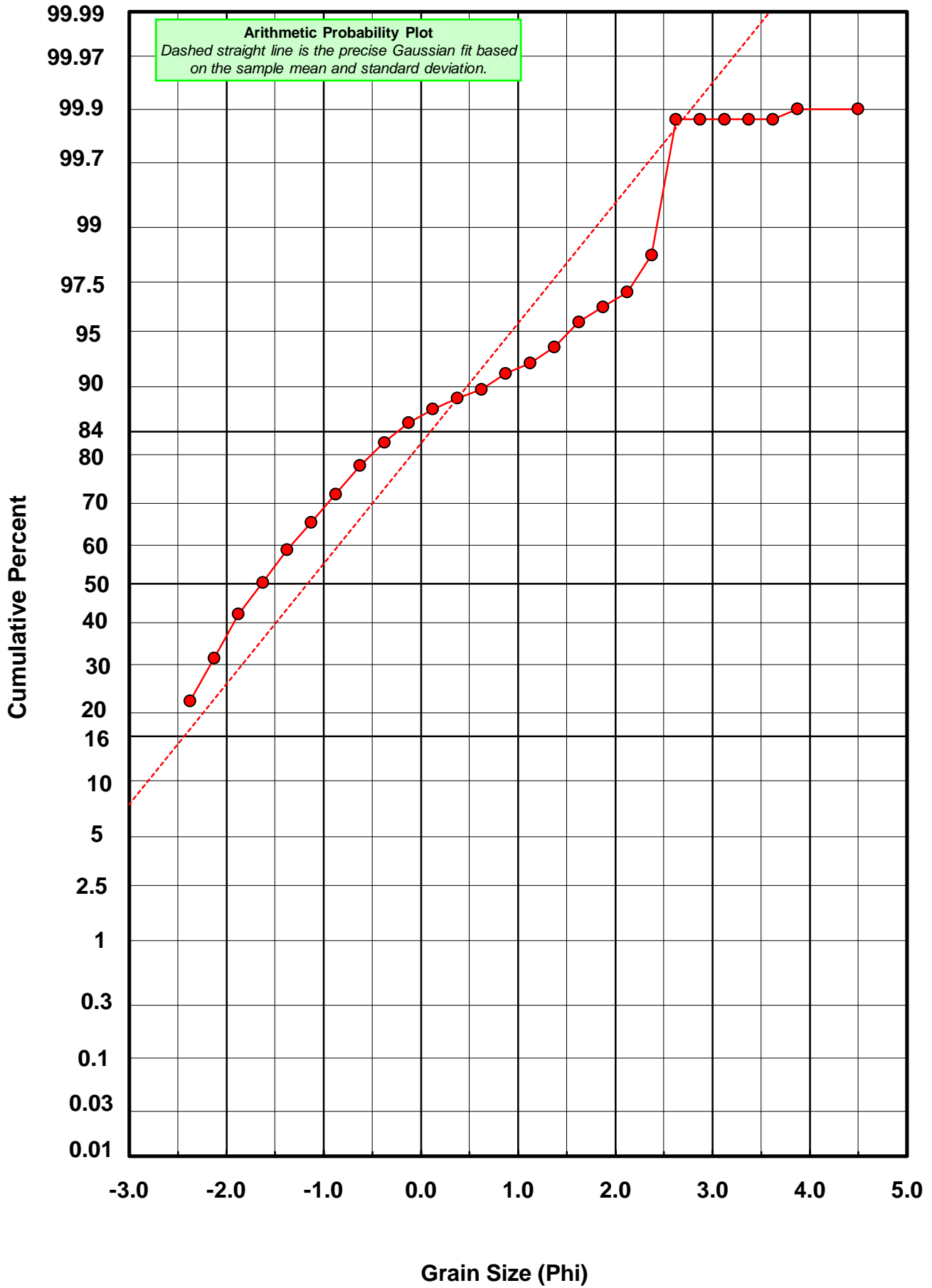
* RARD = reciprocal absolute relative dispersion (see below)

Statistical Explanation	
Calculations based on the Method of Moments	
Skewness: 3rd Stand. Moment; Exact Gaussian = 0.0	
Kurtosis: 4th Stand. Moment; Exact Gaussian = 3.0	
For Further Explanation, See Basille et al. 2002	
Millimeter data calculated by $mm = 2^{-(\phi)}$	

Reciprocal Absolute Relative Dispersion (RARD) Scale	
< 0.5	Excellent homogeneity (e.g., beaches)
0.5 to 1.0	Good homogeneity
1.0 to 1.33	Fair homogeneity
> 1.33	Poor homogeneity (e.g., glacial)



CR-47



Post-Digestion Grain Size Distribution

Onshore Grab Sample

Sample: CR-47

Total Digested Mass: 23.902 grams

% Silica: 41.9 %

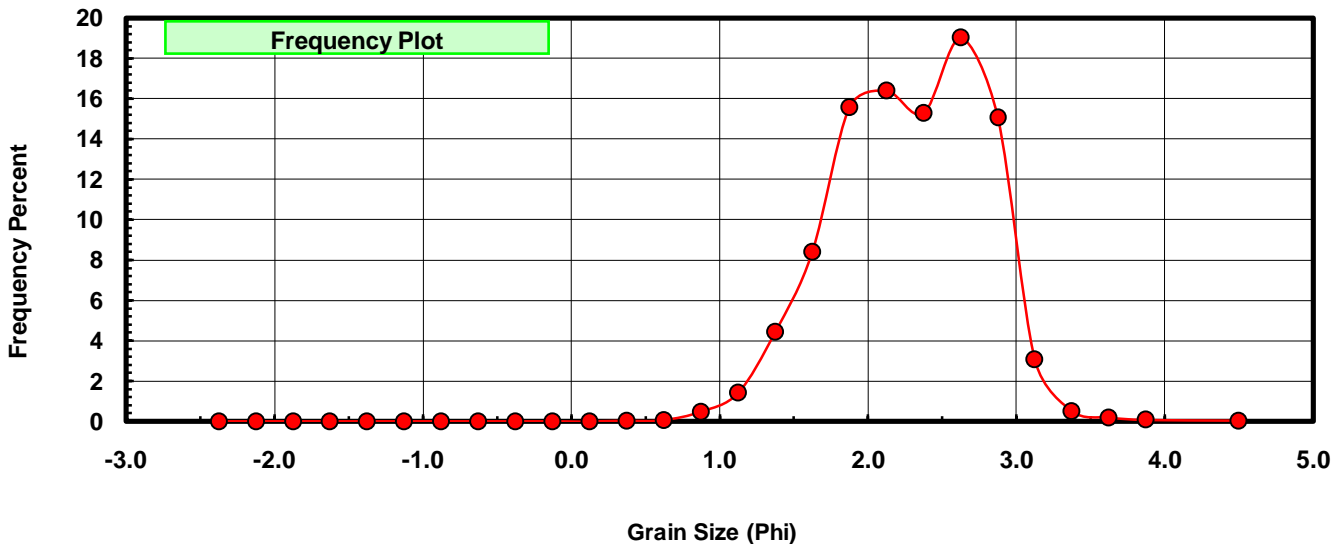
Sieve Size (phi)	Sieve Midpt (phi)	Weight (grams)	Freq Weight %	Cumulative Weight %
-2.25	-2.375	0.000	0.000	0.000
-2.00	-2.125	0.000	0.000	0.000
-1.75	-1.875	0.000	0.000	0.000
-1.50	-1.625	0.000	0.000	0.000
-1.25	-1.375	0.000	0.000	0.000
-1.00	-1.125	0.000	0.000	0.000
-0.75	-0.875	0.000	0.000	0.000
-0.50	-0.625	0.000	0.000	0.000
-0.25	-0.375	0.000	0.000	0.000
0.00	-0.125	0.000	0.000	0.000
0.25	0.125	0.000	0.000	0.000
0.50	0.375	0.008	0.033	0.033
0.75	0.625	0.017	0.071	0.105
1.00	0.875	0.115	0.481	0.586
1.25	1.125	0.339	1.418	2.004
1.50	1.375	1.058	4.426	6.430
1.75	1.625	2.004	8.384	14.815
2.00	1.875	3.719	15.559	30.374
2.25	2.125	3.918	16.392	46.766
2.50	2.375	3.651	15.275	62.041
2.75	2.625	4.543	19.007	81.048
3.00	2.875	3.600	15.062	96.109
3.25	3.125	0.731	3.058	99.167
3.50	3.375	0.123	0.515	99.682
3.75	3.625	0.046	0.192	99.874
4.00	3.875	0.020	0.084	99.958
5.00	4.500	0.010	0.042	100.000

Statistical Results			
Mean:	2.2777	phi	(0.2062 mm)
Standard Dev:	0.5070	phi-units	(0.7037 mm)
Skewness:	-0.2307	dimensionless	
Kurtosis:	2.6751	dimensionless	
5th Moment:	-1.1324	dimensionless	
6th Moment:	14.4256	dimensionless	
RARD *	0.2226	dimensionless	
Median	2.1779	phi	(0.221 mm)

* RARD = reciprocal absolute relative dispersion (see below)

Statistical Explanation	
Calculations based on the Method of Moments	
Skewness: 3rd Stand. Moment; Exact Gaussian = 0.0	
Kurtosis: 4th Stand. Moment; Exact Gaussian = 3.0	
For Further Explanation, See Basille et al. 2002	
Millimeter data calculated by $mm = 2^{-(\phi)}$	

Reciprocal Absolute Relative Dispersion (RARD) Scale	
< 0.5	Excellent homogeneity (e.g., beaches)
0.5 to 1.0	Good homogeneity
1.0 to 1.33	Fair homogeneity
> 1.33	Poor homogeneity (e.g., glacial)



CR-47

