

**Onshore Grab Sample**

**Sample:** CR-46  
**Sample Taken By:** D. Phelps  
**Sample Collected On:** 1/26/10  
**Splits?** N/A

**County:** Collier  
**Latitude:** 25° 50' 41.4"  
**Longitude:** 81° 40' 50.8"  
**Datum:** WGS 84  
**Surf. Elev:** N/A  
**Datum:** N/A

**Fine Data Summary**

Total Sample Weight 73.136 grams  
Total Fines in Sample 0.254 grams  
Total Percent Fines 0.35 %

**Dry Sieving Summary**

Total Sample Weight 72.853 grams  
Total Digested Weight 49.055 grams  
Total Carbonate Weight 23.798 grams  
Total Silica % 67.33 %  
Total Carbonate % 32.67 %  
Carbonate/Silica Ratio 0.485

**General Comments:**

None

**Description**

Worked By: M. Ladle

# Pre-Digestion Grain Size Distribution

Onshore Grab Sample

Sample: CR-46

Total Sample Mass: 72.853 grams

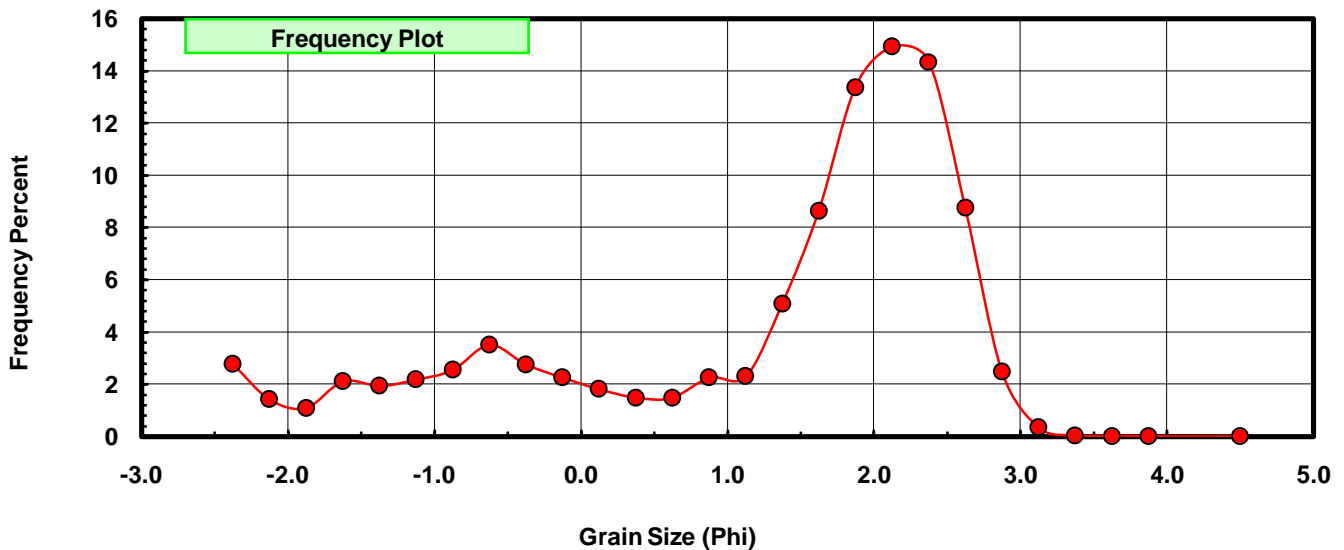
Sieve Size (phi)	Sieve Midpt (phi)	Weight (grams)	Freq Weight %	Cumulative Weight %
-2.25	-2.375	2.018	2.770	2.770
-2.00	-2.125	1.038	1.425	4.195
-1.75	-1.875	0.799	1.097	5.291
-1.50	-1.625	1.541	2.115	7.407
-1.25	-1.375	1.413	1.940	9.346
-1.00	-1.125	1.593	2.187	11.533
-0.75	-0.875	1.855	2.546	14.079
-0.50	-0.625	2.553	3.504	17.583
-0.25	-0.375	2.009	2.758	20.341
0.00	-0.125	1.643	2.255	22.596
0.25	0.125	1.320	1.812	24.408
0.50	0.375	1.083	1.487	25.895
0.75	0.625	1.080	1.482	27.377
1.00	0.875	1.647	2.261	29.638
1.25	1.125	1.681	2.307	31.945
1.50	1.375	3.704	5.084	37.029
1.75	1.625	6.297	8.643	45.673
2.00	1.875	9.741	13.371	59.044
2.25	2.125	10.873	14.925	73.968
2.50	2.375	10.457	14.354	88.322
2.75	2.625	6.378	8.755	97.076
3.00	2.875	1.817	2.494	99.570
3.25	3.125	0.253	0.347	99.918
3.50	3.375	0.031	0.043	99.960
3.75	3.625	0.014	0.019	99.979
4.00	3.875	0.008	0.011	99.990
5.00	4.50	0.007	0.010	100.000

Statistical Results			
Mean:	1.2377	phi	(0.424 mm)
Standard Dev:	1.4494	phi-units	(0.3662 mm)
Skewness:	-1.0836	dimensionless	
Kurtosis:	2.9280	dimensionless	
5th Moment:	-5.6184	dimensionless	
6th Moment:	13.1322	dimensionless	
RARD *	1.1710	dimensionless	
Median	1.7059	phi	(0.3065 mm)

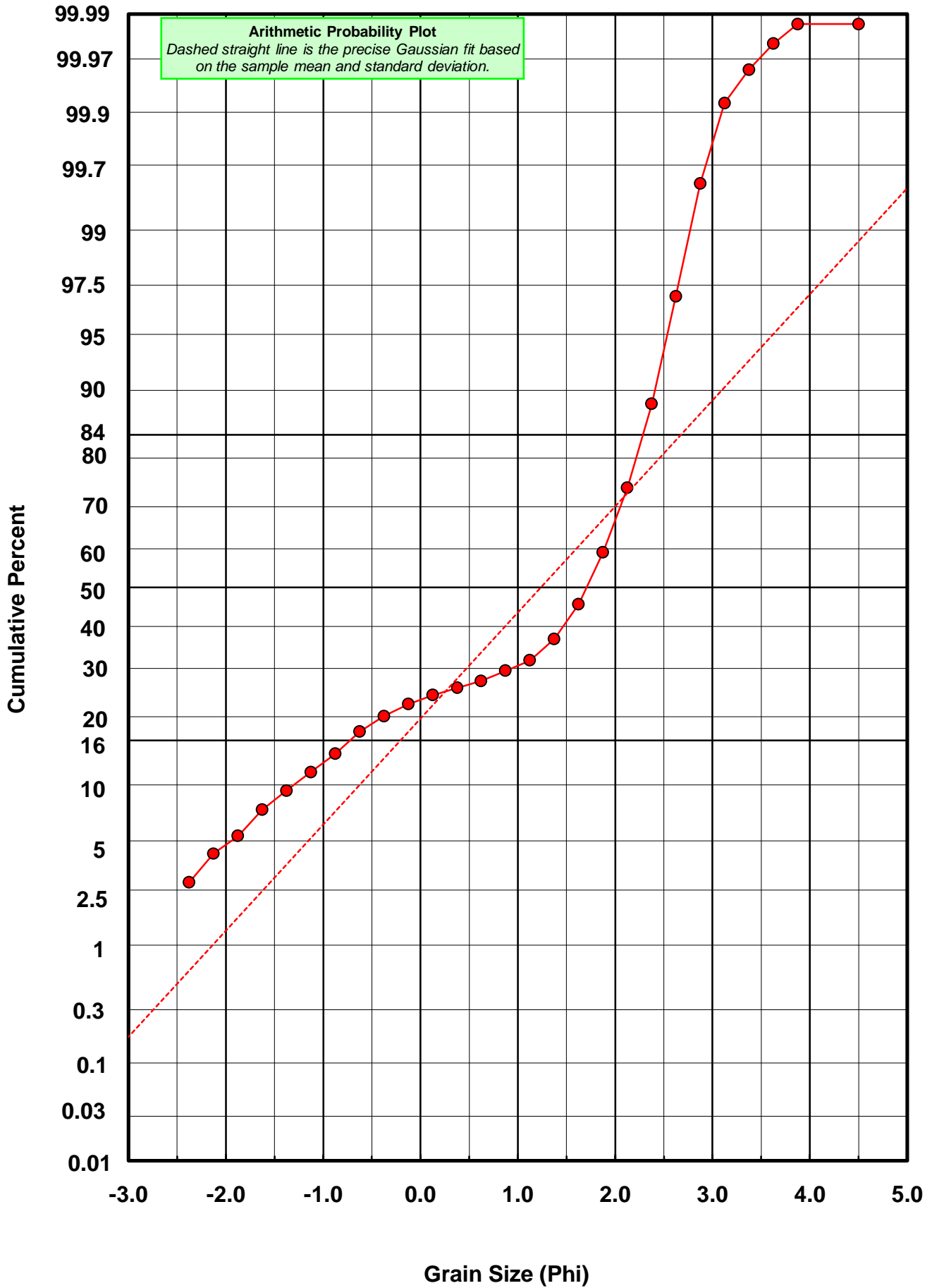
\* RARD = reciprocal absolute relative dispersion (see below)

Statistical Explanation	
Calculations based on the Method of Moments	
Skewness: 3rd Stand. Moment; Exact Gaussian = 0.0	
Kurtosis: 4th Stand. Moment; Exact Gaussian = 3.0	
For Further Explanation, See Basille et al. 2002	
Millimeter data calculated by $mm = 2^{-(\phi)}$	

Reciprocal Absolute Relative Dispersion (RARD) Scale	
< 0.5	Excellent homogeneity (e.g., beaches)
0.5 to 1.0	Good homogeneity
1.0 to 1.33	Fair homogeneity
> 1.33	Poor homogeneity (e.g., glacial)



# CR-46



# Carbonate Grain Size Distribution

Onshore Grab Sample

Sample: CR-46

Total Carbonate Mass: 25.013 grams

% Carbonate: 32.7 %

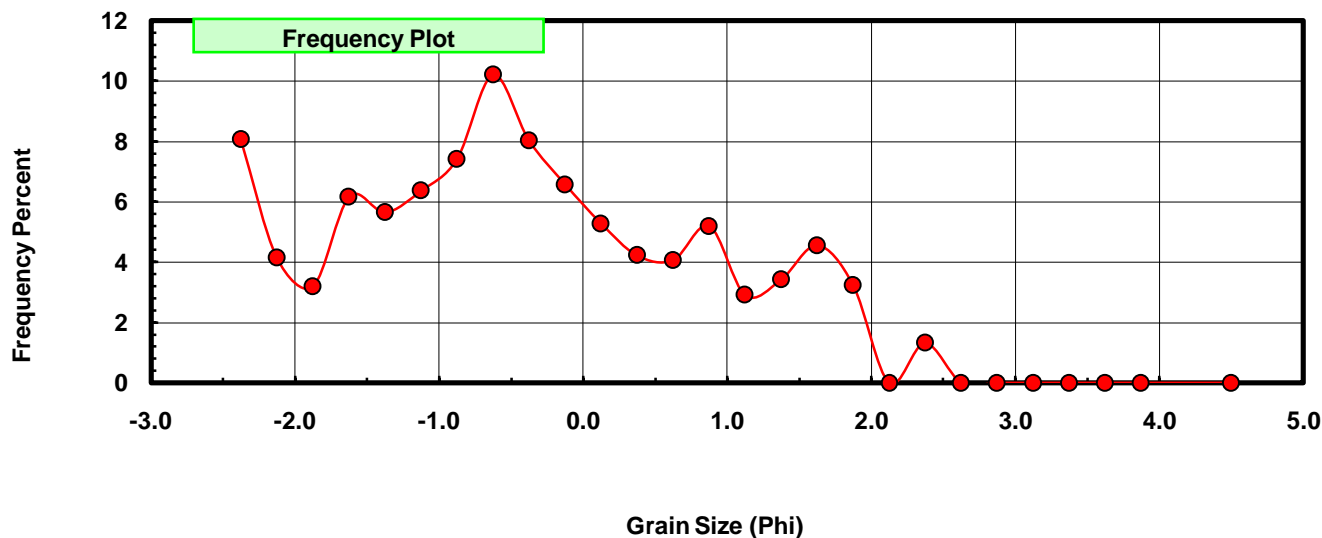
Sieve Size (phi)	Sieve Midpt (phi)	Weight (grams)	Freq Weight %	Cumulative Weight %
-2.25	-2.375	2.018	8.068	8.068
-2.00	-2.125	1.038	4.150	12.218
-1.75	-1.875	0.799	3.194	15.412
-1.50	-1.625	1.541	6.161	21.573
-1.25	-1.375	1.413	5.649	27.222
-1.00	-1.125	1.593	6.369	33.591
-0.75	-0.875	1.855	7.416	41.007
-0.50	-0.625	2.553	10.207	51.213
-0.25	-0.375	2.009	8.032	59.245
0.00	-0.125	1.643	6.569	65.814
0.25	0.125	1.320	5.277	71.091
0.50	0.375	1.056	4.222	75.313
0.75	0.625	1.015	4.058	79.371
1.00	0.875	1.299	5.193	84.564
1.25	1.125	0.728	2.910	87.475
1.50	1.375	0.855	3.418	90.893
1.75	1.625	1.138	4.550	95.442
2.00	1.875	0.809	3.234	98.677
2.25	2.125	0.000	0.000	98.677
2.50	2.375	0.331	1.323	100.000
2.75	2.625	0.000	0.000	100.000
3.00	2.875	0.000	0.000	100.000
3.25	3.125	0.000	0.000	100.000
3.50	3.375	0.000	0.000	100.000
3.75	3.625	0.000	0.000	100.000
4.00	3.875	0.000	0.000	100.000
5.00	4.500	0.000	0.000	100.000

Statistical Results			
Mean:	-0.4172	phi	(1.3353 mm)
Standard Dev:	1.2550	phi-units	(0.419 mm)
Skewness:	0.2411	dimensionless	
Kurtosis:	2.1416	dimensionless	
5th Moment:	1.2364	dimensionless	
6th Moment:	5.9215	dimensionless	
RARD *	3.0085	dimensionless	
Median	-0.6547	phi	(1.5743 mm)

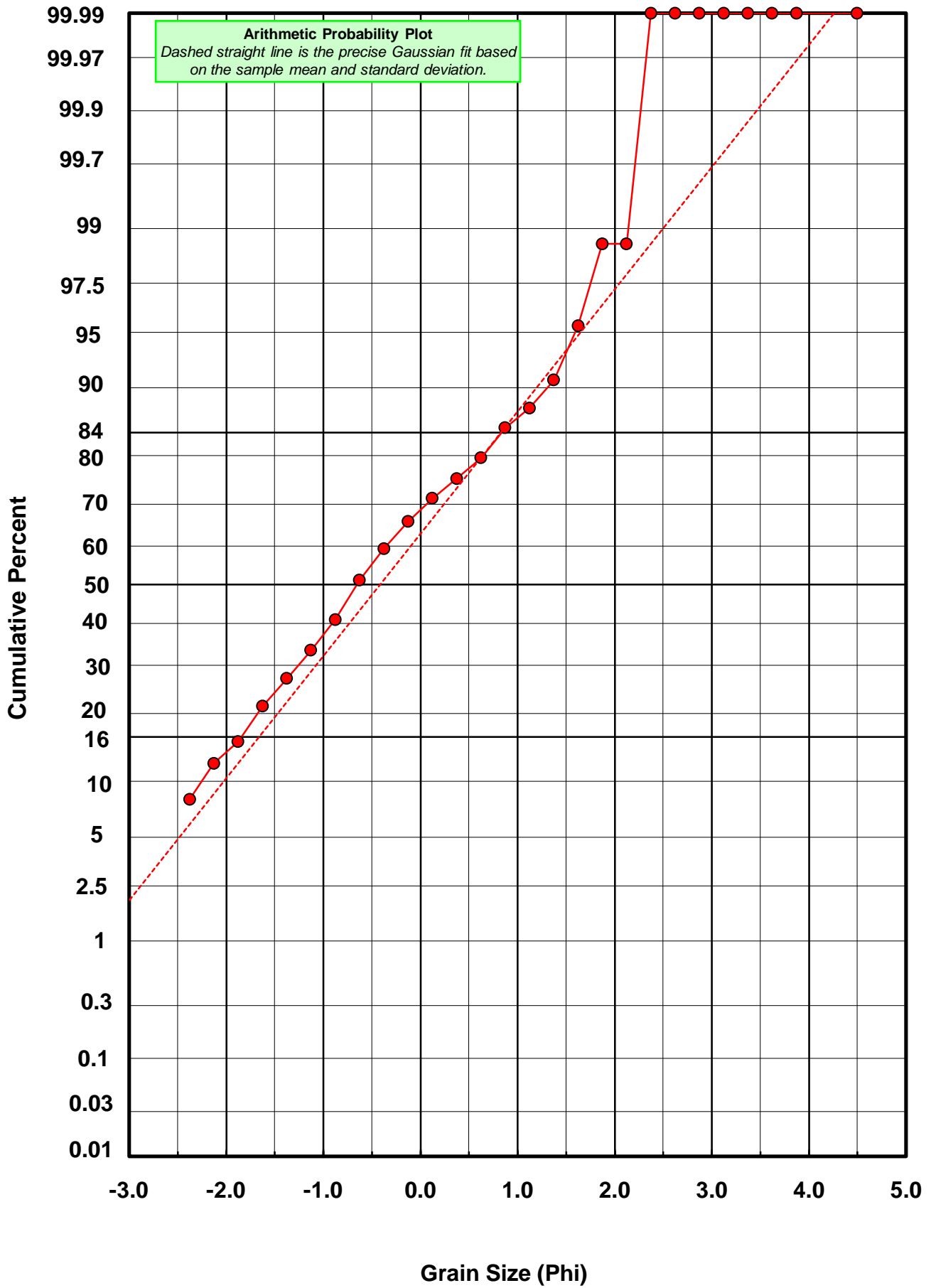
\* RARD = reciprocal absolute relative dispersion (see below)

Statistical Explanation	
Calculations based on the Method of Moments	
Skewness: 3rd Stand. Moment; Exact Gaussian = 0.0	
Kurtosis: 4th Stand. Moment; Exact Gaussian = 3.0	
For Further Explanation, See Basille et al. 2002	
Millimeter data calculated by $mm = 2^{(-\phi)}$	

Reciprocal Absolute Relative Dispersion (RARD) Scale	
< 0.5	Excellent homogeneity (e.g., beaches)
0.5 to 1.0	Good homogeneity
1.0 to 1.33	Fair homogeneity
> 1.33	Poor homogeneity (e.g., glacial)



# CR-46



# Post-Digestion Grain Size Distribution

Onshore Grab Sample

Sample: CR-46

Total Digested Mass: 49.055 grams

% Silica: 67.3 %

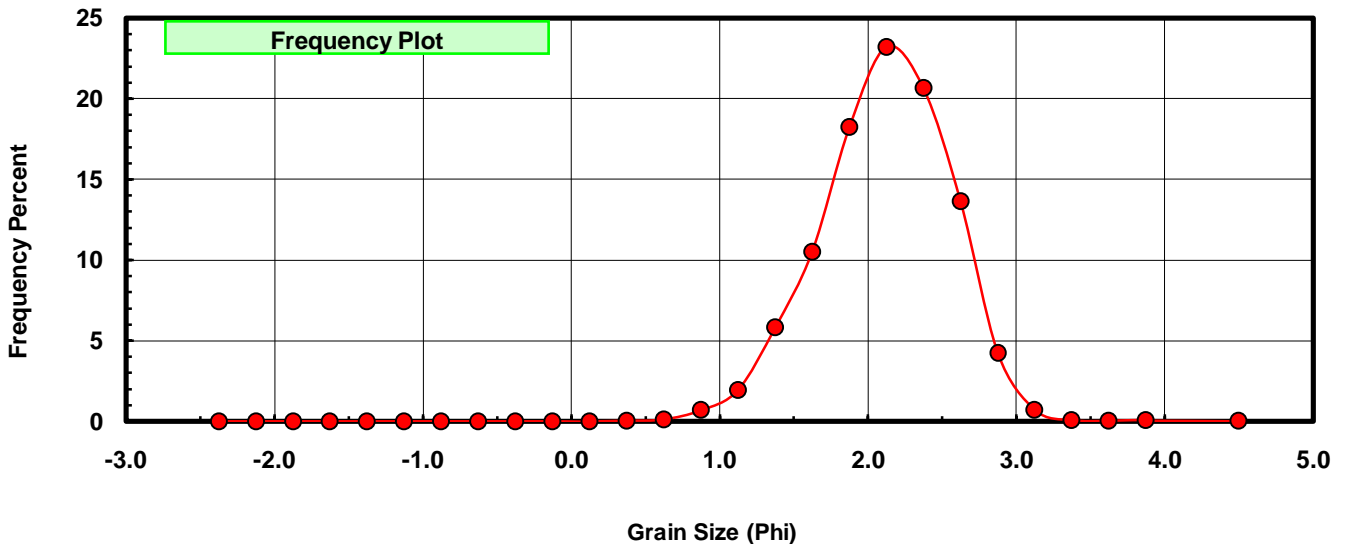
Sieve Size (phi)	Sieve Midpt (phi)	Weight (grams)	Freq Weight %	Cumulative Weight %
-2.25	-2.375	0.000	0.000	0.000
-2.00	-2.125	0.000	0.000	0.000
-1.75	-1.875	0.000	0.000	0.000
-1.50	-1.625	0.000	0.000	0.000
-1.25	-1.375	0.000	0.000	0.000
-1.00	-1.125	0.000	0.000	0.000
-0.75	-0.875	0.000	0.000	0.000
-0.50	-0.625	0.000	0.000	0.000
-0.25	-0.375	0.000	0.000	0.000
0.00	-0.125	0.000	0.000	0.000
0.25	0.125	0.000	0.000	0.000
0.50	0.375	0.027	0.055	0.055
0.75	0.625	0.065	0.133	0.188
1.00	0.875	0.348	0.709	0.897
1.25	1.125	0.953	1.943	2.840
1.50	1.375	2.849	5.808	8.647
1.75	1.625	5.159	10.517	19.164
2.00	1.875	8.932	18.208	37.372
2.25	2.125	11.373	23.184	60.557
2.50	2.375	10.126	20.642	81.199
2.75	2.625	6.677	13.611	94.810
3.00	2.875	2.079	4.238	99.048
3.25	3.125	0.355	0.724	99.772
3.50	3.375	0.045	0.092	99.863
3.75	3.625	0.020	0.041	99.904
4.00	3.875	0.037	0.075	99.980
5.00	4.500	0.010	0.020	100.000

Statistical Results			
Mean:	2.1143	phi	(0.231 mm)
Standard Dev:	0.4395	phi-units	(0.7374 mm)
Skewness:	-0.2387	dimensionless	
Kurtosis:	3.3140	dimensionless	
5th Moment:	-0.9655	dimensionless	
6th Moment:	24.3012	dimensionless	
RARD *	0.2079	dimensionless	
Median	2.0112	phi	(0.2481 mm)

\* RARD = reciprocal absolute relative dispersion (see below)

Statistical Explanation	
Calculations based on the Method of Moments	
Skewness: 3rd Stand. Moment; Exact Gaussian = 0.0	
Kurtosis: 4th Stand. Moment; Exact Gaussian = 3.0	
For Further Explanation, See Basille et al. 2002	
Millimeter data calculated by $mm = 2^{-(\phi)}$	

Reciprocal Absolute Relative Dispersion (RARD) Scale	
< 0.5	Excellent homogeneity (e.g., beaches)
0.5 to 1.0	Good homogeneity
1.0 to 1.33	Fair homogeneity
> 1.33	Poor homogeneity (e.g., glacial)



# CR-46

