

Onshore Grab Sample

Sample: CR-43-BB
Sample Taken By: D. Phelps
Sample Collected On: 1/26/10
Splits? N/A

County: Collier
Latitude: 25° 52' 17.9"
Longitude: 81° 41' 54.4"
Datum: WGS 84
Surf. Elev: N/A
Datum: N/A

Fine Data Summary

Total Sample Weight 68.91 grams
Total Fines in Sample 0.180 grams
Total Percent Fines 0.26 %

Dry Sieving Summary

Total Sample Weight 68.755 grams
Total Digested Weight 67.049 grams
Total Carbonate Weight 1.706 grams
Total Silica % 97.52 %
Total Carbonate % 2.48 %
Carbonate/Silica Ratio 0.025

General Comments:

None

Description

Worked By: M. Ladle

Pre-Digestion Grain Size Distribution

Onshore Grab Sample

Sample: CR-43-BB

Total Sample Mass: 68.755 grams

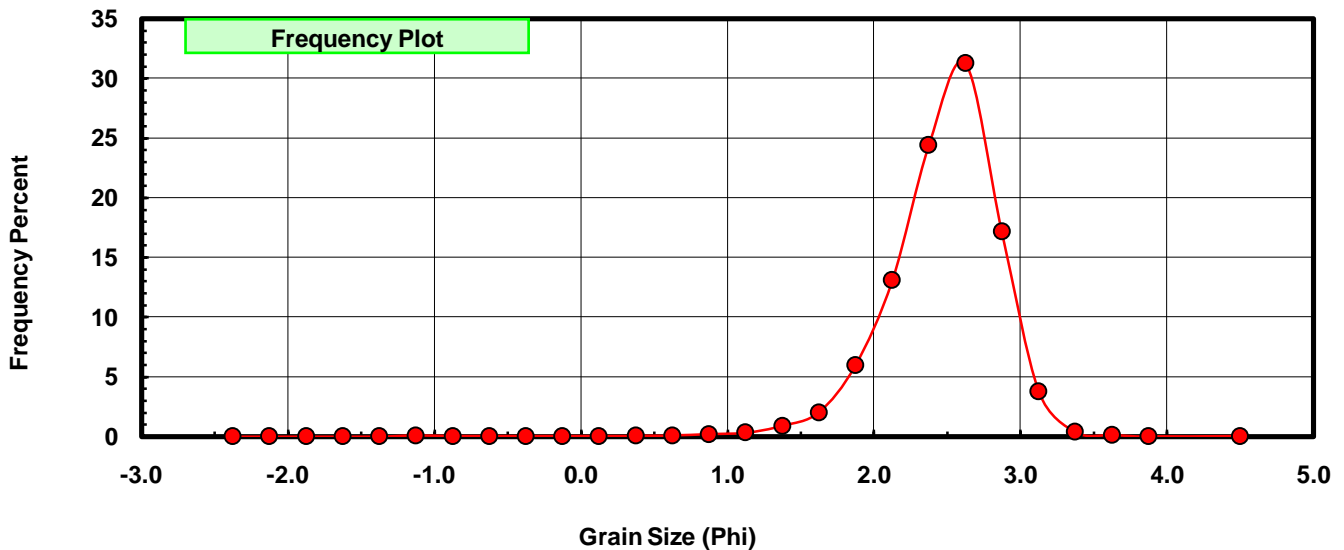
Sieve Size (phi)	Sieve Midpt (phi)	Weight (grams)	Freq Weight %	Cumulative Weight %
-2.25	-2.375	0.000	0.000	0.000
-2.00	-2.125	0.000	0.000	0.000
-1.75	-1.875	0.000	0.000	0.000
-1.50	-1.625	0.000	0.000	0.000
-1.25	-1.375	0.000	0.000	0.000
-1.00	-1.125	0.065	0.095	0.095
-0.75	-0.875	0.024	0.035	0.129
-0.50	-0.625	0.024	0.035	0.164
-0.25	-0.375	0.028	0.041	0.205
0.00	-0.125	0.022	0.032	0.237
0.25	0.125	0.027	0.039	0.276
0.50	0.375	0.051	0.074	0.351
0.75	0.625	0.059	0.086	0.436
1.00	0.875	0.130	0.189	0.625
1.25	1.125	0.220	0.320	0.945
1.50	1.375	0.612	0.890	1.836
1.75	1.625	1.380	2.007	3.843
2.00	1.875	4.100	5.963	9.806
2.25	2.125	9.001	13.091	22.897
2.50	2.375	16.762	24.379	47.277
2.75	2.625	21.480	31.241	78.518
3.00	2.875	11.793	17.152	95.670
3.25	3.125	2.590	3.767	99.437
3.50	3.375	0.267	0.388	99.825
3.75	3.625	0.092	0.134	99.959
4.00	3.875	0.009	0.013	99.972
5.00	4.50	0.019	0.028	100.000

Statistical Results			
Mean:	2.4688	phi	(0.1806 mm)
Standard Dev:	0.4103	phi-units	(0.7525 mm)
Skewness:	-1.8456	dimensionless	
Kurtosis:	13.8671	dimensionless	
5th Moment:	-90.7366	dimensionless	
6th Moment:	725.0479	dimensionless	
RARD *	0.1662	dimensionless	
Median	2.3968	phi	(0.1899 mm)

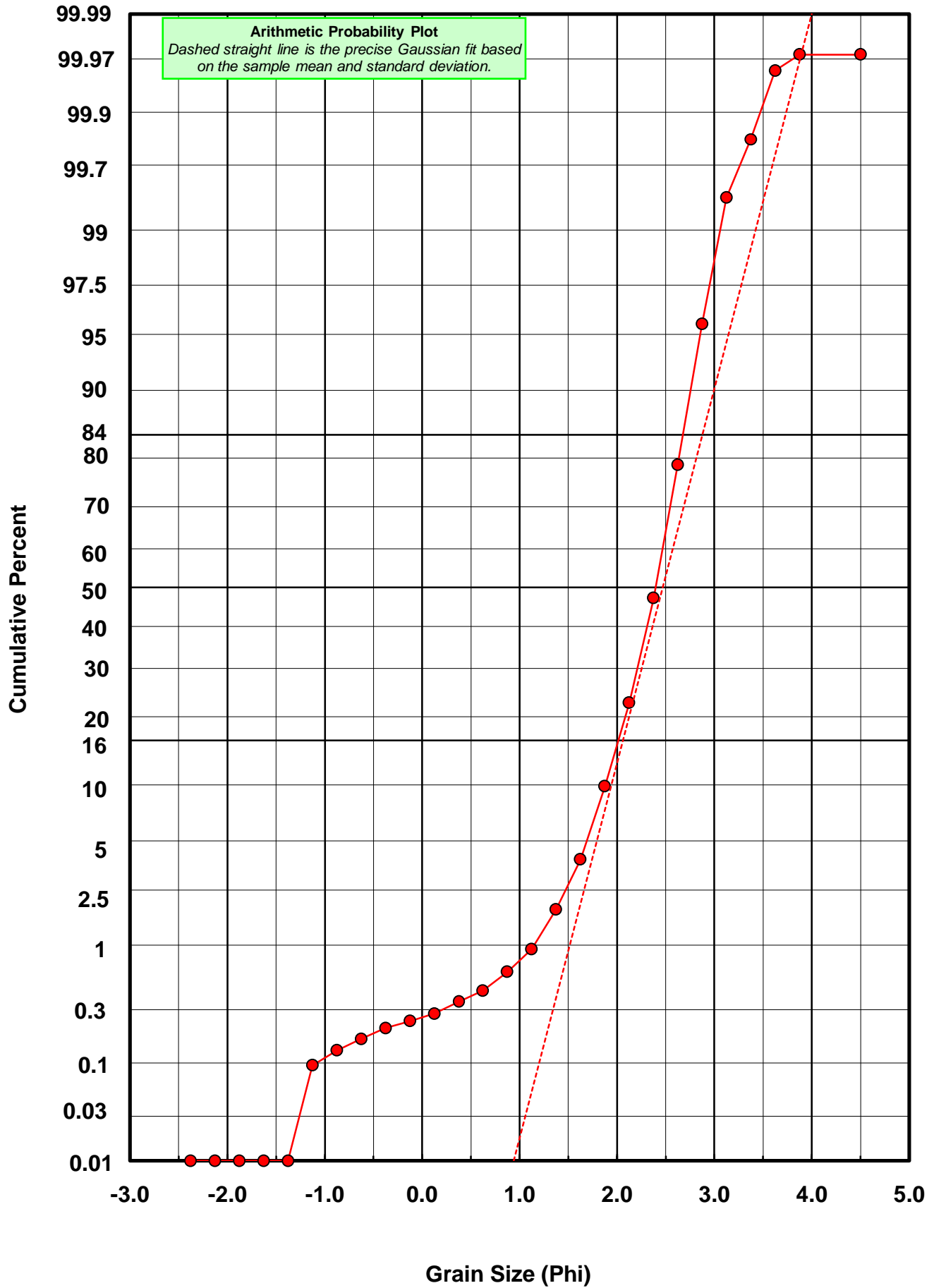
* RARD = reciprocal absolute relative dispersion (see below)

Statistical Explanation	
Calculations based on the Method of Moments	
Skewness: 3rd Stand. Moment; Exact Gaussian = 0.0	
Kurtosis: 4th Stand. Moment; Exact Gaussian = 3.0	
For Further Explanation, See Basille et al. 2002	
Millimeter data calculated by $mm = 2^{-(\phi)}$	

Reciprocal Absolute Relative Dispersion (RARD) Scale	
< 0.5	Excellent homogeneity (e.g., beaches)
0.5 to 1.0	Good homogeneity
1.0 to 1.33	Fair homogeneity
> 1.33	Poor homogeneity (e.g., glacial)



CR-43-BB



Carbonate Grain Size Distribution

Onshore Grab Sample

Sample: CR-43-BB

Total Carbonate Mass: 3.832 grams

% Carbonate: 2.5 %

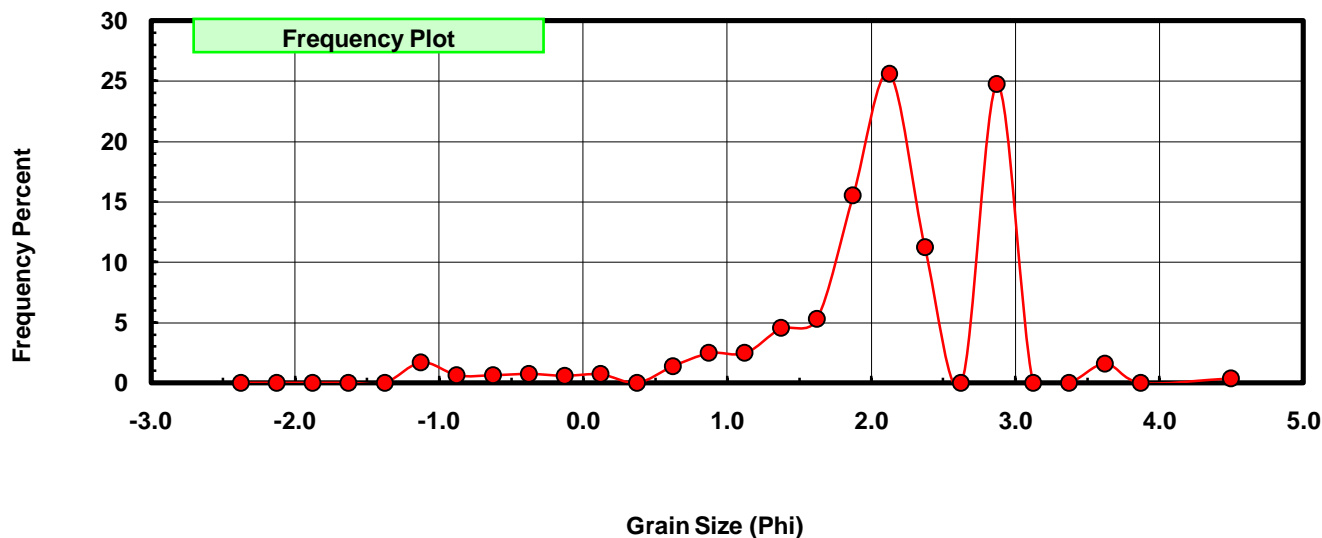
Sieve Size (phi)	Sieve Midpt (phi)	Weight (grams)	Freq Weight %	Cumulative Weight %
-2.25	-2.375	0.000	0.000	0.000
-2.00	-2.125	0.000	0.000	0.000
-1.75	-1.875	0.000	0.000	0.000
-1.50	-1.625	0.000	0.000	0.000
-1.25	-1.375	0.000	0.000	0.000
-1.00	-1.125	0.065	1.696	1.696
-0.75	-0.875	0.024	0.626	2.323
-0.50	-0.625	0.024	0.626	2.949
-0.25	-0.375	0.028	0.731	3.680
0.00	-0.125	0.022	0.574	4.254
0.25	0.125	0.027	0.705	4.958
0.50	0.375	0.000	0.000	4.958
0.75	0.625	0.052	1.357	6.315
1.00	0.875	0.094	2.453	8.768
1.25	1.125	0.094	2.453	11.221
1.50	1.375	0.173	4.515	15.736
1.75	1.625	0.202	5.271	21.007
2.00	1.875	0.595	15.527	36.534
2.25	2.125	0.981	25.600	62.135
2.50	2.375	0.429	11.195	73.330
2.75	2.625	0.000	0.000	73.330
3.00	2.875	0.947	24.713	98.043
3.25	3.125	0.000	0.000	98.043
3.50	3.375	0.000	0.000	98.043
3.75	3.625	0.061	1.592	99.635
4.00	3.875	0.000	0.000	99.635
5.00	4.500	0.014	0.365	100.000

Statistical Results			
Mean:	2.0599	phi	(0.2398 mm)
Standard Dev:	0.8519	phi-units	(0.5541 mm)
Skewness:	-1.4772	dimensionless	
Kurtosis:	6.6344	dimensionless	
5th Moment:	-18.9672	dimensionless	
6th Moment:	72.8899	dimensionless	
RARD *	0.4135	dimensionless	
Median	2.0065	phi	(0.2489 mm)

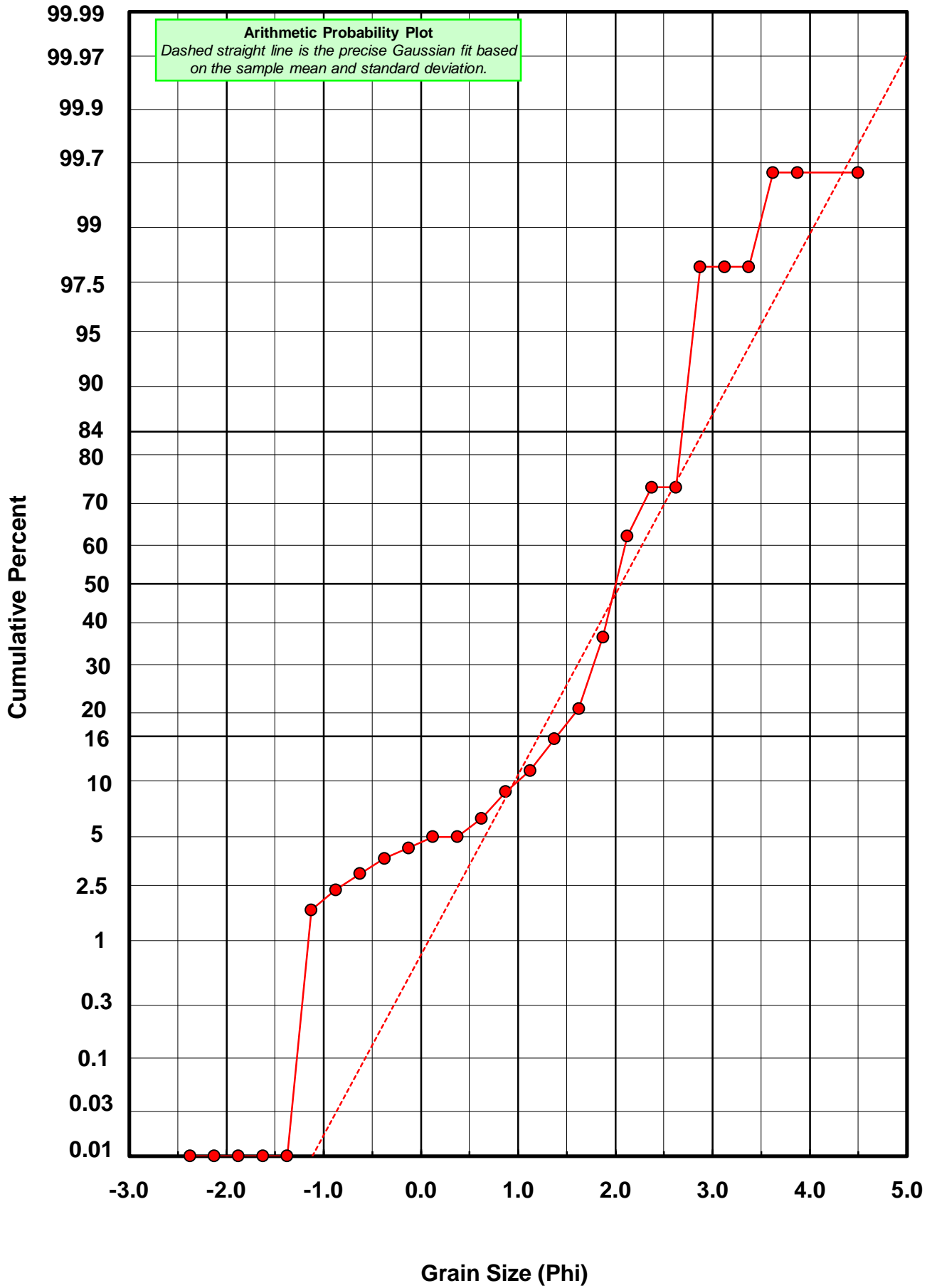
* RARD = reciprocal absolute relative dispersion (see below)

Statistical Explanation	
Calculations based on the Method of Moments	
Skewness: 3rd Stand. Moment; Exact Gaussian = 0.0	
Kurtosis: 4th Stand. Moment; Exact Gaussian = 3.0	
For Further Explanation, See Basille et al. 2002	
Millimeter data calculated by $mm = 2^{-(\phi)}$	

Reciprocal Absolute Relative Dispersion (RARD) Scale	
< 0.5	Excellent homogeneity (e.g., beaches)
0.5 to 1.0	Good homogeneity
1.0 to 1.33	Fair homogeneity
> 1.33	Poor homogeneity (e.g., glacial)



CR-43-BB



Post-Digestion Grain Size Distribution

Onshore Grab Sample

Sample: CR-43-BB

Total Digested Mass: 67.049 grams

% Silica: 97.5 %

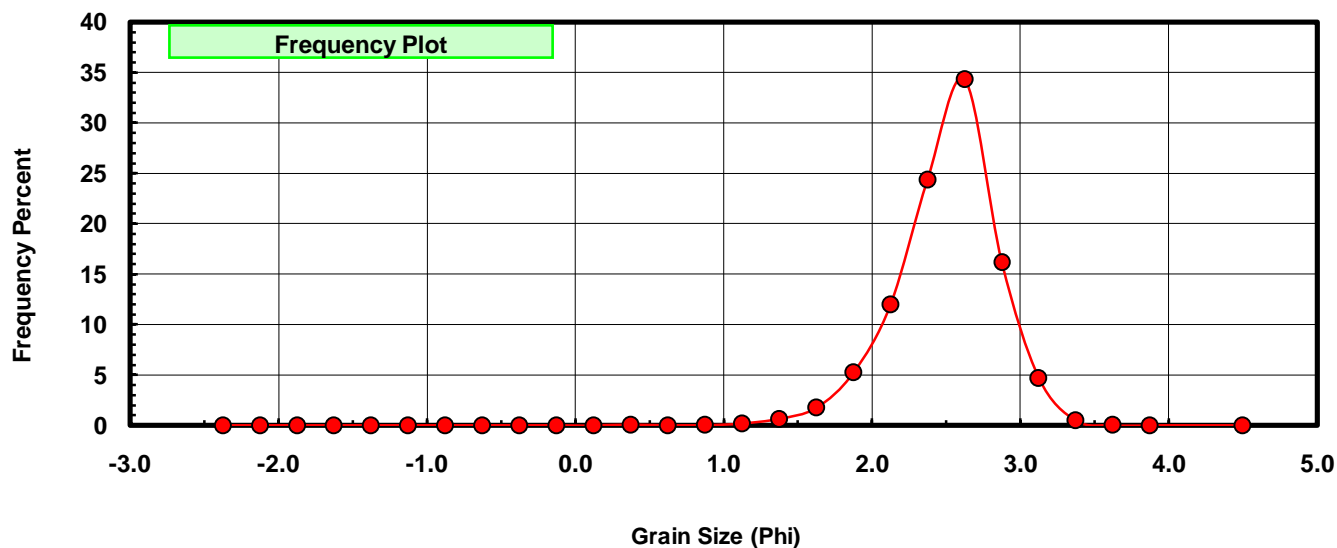
Sieve Size (phi)	Sieve Midpt (phi)	Weight (grams)	Freq Weight %	Cumulative Weight %
-2.25	-2.375	0.000	0.000	0.000
-2.00	-2.125	0.000	0.000	0.000
-1.75	-1.875	0.000	0.000	0.000
-1.50	-1.625	0.000	0.000	0.000
-1.25	-1.375	0.000	0.000	0.000
-1.00	-1.125	0.000	0.000	0.000
-0.75	-0.875	0.000	0.000	0.000
-0.50	-0.625	0.000	0.000	0.000
-0.25	-0.375	0.000	0.000	0.000
0.00	-0.125	0.000	0.000	0.000
0.25	0.125	0.000	0.000	0.000
0.50	0.375	0.053	0.079	0.079
0.75	0.625	0.007	0.010	0.089
1.00	0.875	0.036	0.054	0.143
1.25	1.125	0.126	0.188	0.331
1.50	1.375	0.439	0.655	0.986
1.75	1.625	1.178	1.757	2.743
2.00	1.875	3.505	5.228	7.970
2.25	2.125	8.020	11.961	19.932
2.50	2.375	16.333	24.360	44.291
2.75	2.625	22.993	34.293	78.584
3.00	2.875	10.846	16.176	94.761
3.25	3.125	3.149	4.697	99.457
3.50	3.375	0.318	0.474	99.931
3.75	3.625	0.031	0.046	99.978
4.00	3.875	0.010	0.015	99.993
5.00	4.500	0.005	0.007	100.000

Statistical Results			
Mean:	2.5019	phi	(0.1765 mm)
Standard Dev:	0.3533	phi-units	(0.7828 mm)
Skewness:	-0.7207	dimensionless	
Kurtosis:	4.8873	dimensionless	
5th Moment:	-12.4173	dimensionless	
6th Moment:	71.7377	dimensionless	
RARD *	0.1412	dimensionless	
Median	2.4166	phi	(0.1873 mm)

* RARD = reciprocal absolute relative dispersion (see below)

Statistical Explanation	
Calculations based on the Method of Moments	
Skewness: 3rd Stand. Moment; Exact Gaussian = 0.0	
Kurtosis: 4th Stand. Moment; Exact Gaussian = 3.0	
For Further Explanation, See Basille et al. 2002	
Millimeter data calculated by $mm = 2^{-(\phi)}$	

Reciprocal Absolute Relative Dispersion (RARD) Scale	
< 0.5	Excellent homogeneity (e.g., beaches)
0.5 to 1.0	Good homogeneity
1.0 to 1.33	Fair homogeneity
> 1.33	Poor homogeneity (e.g., glacial)



CR-43-BB

