

Onshore Grab Sample

Sample: CR-41-BB
Sample Taken By: D. Phelps
Sample Collected On: 1/26/10
Splits? N/A

County: Collier
Latitude: 25° 54' 3.5"
Longitude: 81° 42' 57.1"
Datum: WGS 84
Surf. Elev: N/A
Datum: N/A

Fine Data Summary

Total Sample Weight 64.052 grams
Total Fines in Sample 0.145 grams
Total Percent Fines 0.23 %

Dry Sieving Summary

Total Sample Weight 63.987 grams
Total Digested Weight 59.962 grams
Total Carbonate Weight 4.025 grams
Total Silica % 93.71 %
Total Carbonate % 6.29 %
Carbonate/Silica Ratio 0.067

General Comments:

None

Description

Worked By: M. Ladle

Pre-Digestion Grain Size Distribution

Onshore Grab Sample

Sample: CR-41-BB

Total Sample Mass: 63.987 grams

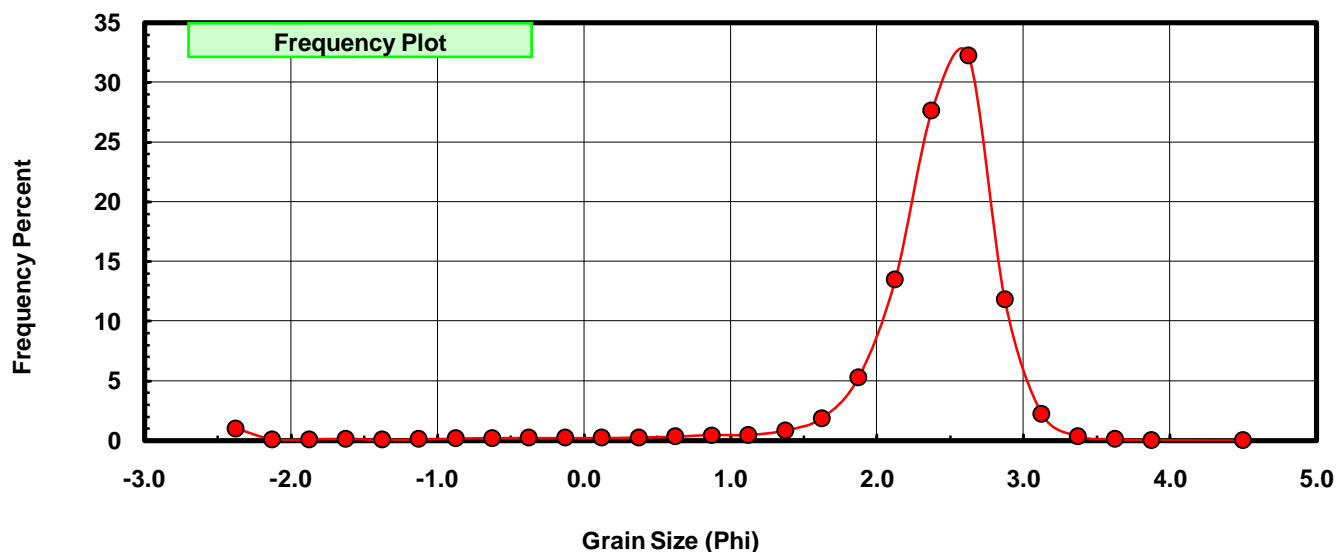
Sieve Size (phi)	Sieve Midpt (phi)	Weight (grams)	Freq Weight %	Cumulative Weight %
-2.25	-2.375	0.642	1.003	1.003
-2.00	-2.125	0.061	0.095	1.099
-1.75	-1.875	0.064	0.100	1.199
-1.50	-1.625	0.089	0.139	1.338
-1.25	-1.375	0.036	0.056	1.394
-1.00	-1.125	0.077	0.120	1.514
-0.75	-0.875	0.117	0.183	1.697
-0.50	-0.625	0.126	0.197	1.894
-0.25	-0.375	0.139	0.217	2.111
0.00	-0.125	0.147	0.230	2.341
0.25	0.125	0.147	0.230	2.571
0.50	0.375	0.166	0.259	2.830
0.75	0.625	0.220	0.344	3.174
1.00	0.875	0.306	0.478	3.652
1.25	1.125	0.295	0.461	4.113
1.50	1.375	0.530	0.828	4.942
1.75	1.625	1.197	1.871	6.812
2.00	1.875	3.365	5.259	12.071
2.25	2.125	8.634	13.493	25.565
2.50	2.375	17.666	27.609	53.173
2.75	2.625	20.636	32.250	85.424
3.00	2.875	7.551	11.801	97.224
3.25	3.125	1.432	2.238	99.462
3.50	3.375	0.236	0.369	99.831
3.75	3.625	0.080	0.125	99.956
4.00	3.875	0.019	0.030	99.986
5.00	4.50	0.009	0.014	100.000

Statistical Results			
Mean:	2.3341	phi	(0.1983 mm)
Standard Dev:	0.7371	phi-units	(0.5999 mm)
Skewness:	-4.1041	dimensionless	
Kurtosis:	24.0609	dimensionless	
5th Moment:	-142.0929	dimensionless	
6th Moment:	865.2455	dimensionless	
RARD *	0.3158	dimensionless	
Median	2.3463	phi	(0.1967 mm)

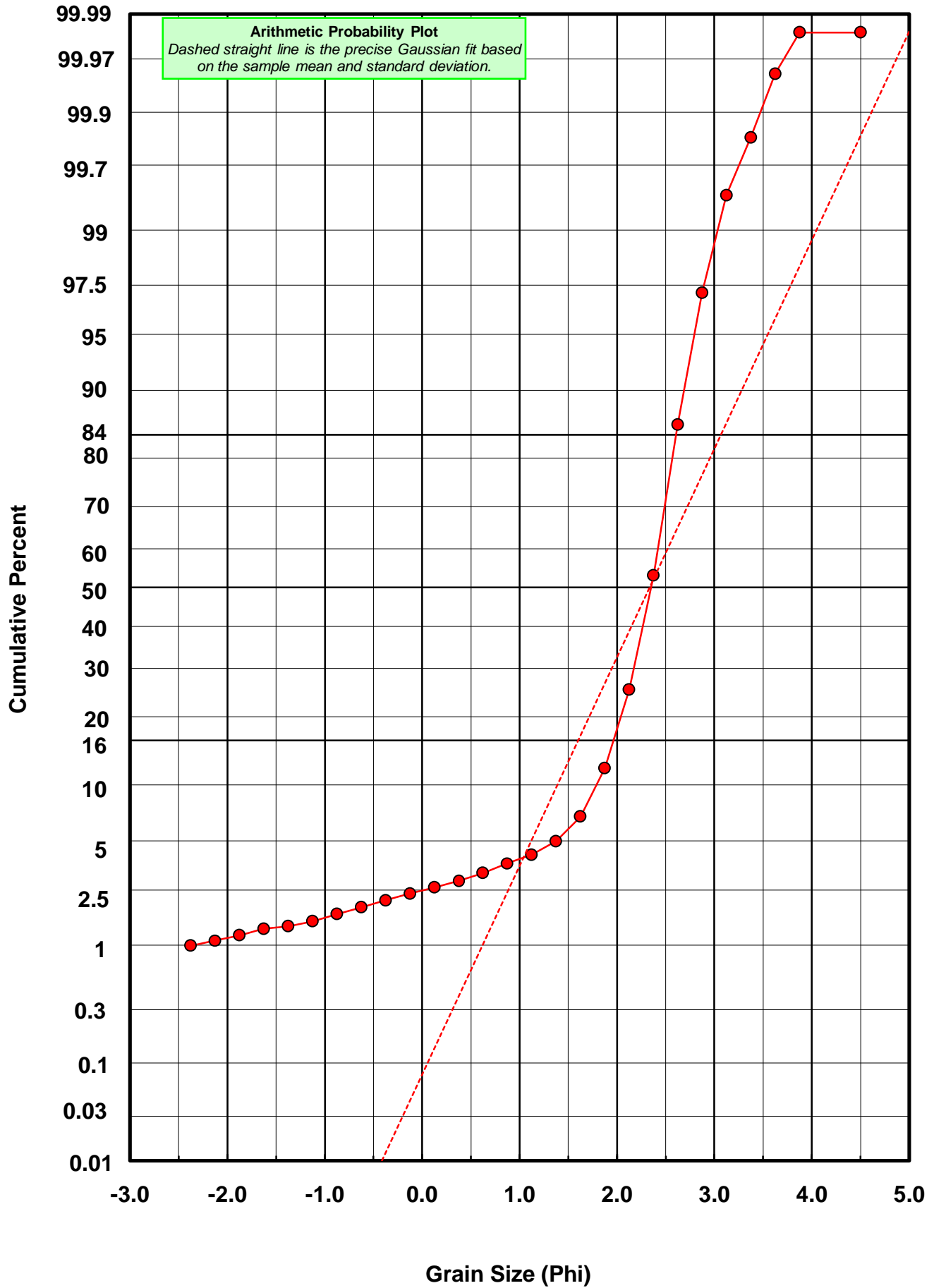
* RARD = reciprocal absolute relative dispersion (see below)

Statistical Explanation	
Calculations based on the Method of Moments	
Skewness: 3rd Stand. Moment; Exact Gaussian = 0.0	
Kurtosis: 4th Stand. Moment; Exact Gaussian = 3.0	
For Further Explanation, See Basille et al. 2002	
Millimeter data calculated by $mm = 2^{-(\phi)}$	

Reciprocal Absolute Relative Dispersion (RARD) Scale	
< 0.5	Excellent homogeneity (e.g., beaches)
0.5 to 1.0	Good homogeneity
1.0 to 1.33	Fair homogeneity
> 1.33	Poor homogeneity (e.g., glacial)



CR-41-BB



Carbonate Grain Size Distribution

Onshore Grab Sample

Sample: CR-41-BB

Total Carbonate Mass: 6.536 grams

% Carbonate: 6.3 %

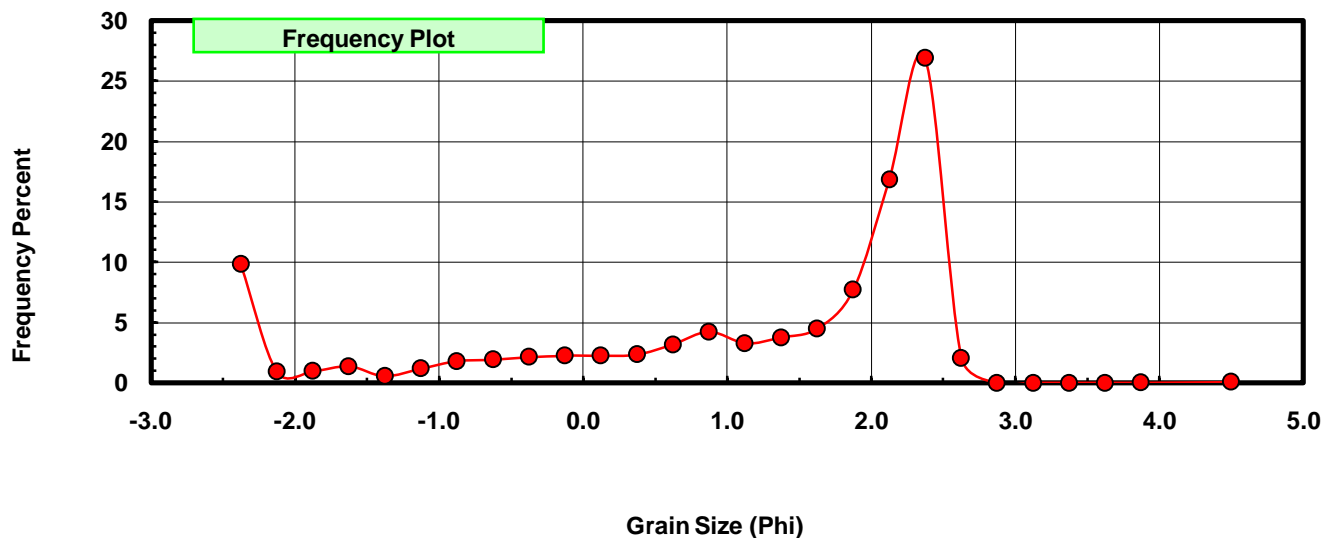
Sieve Size (phi)	Sieve Midpt (phi)	Weight (grams)	Freq Weight %	Cumulative Weight %
-2.25	-2.375	0.642	9.823	9.823
-2.00	-2.125	0.061	0.933	10.756
-1.75	-1.875	0.064	0.979	11.735
-1.50	-1.625	0.089	1.362	13.097
-1.25	-1.375	0.036	0.551	13.647
-1.00	-1.125	0.077	1.178	14.826
-0.75	-0.875	0.117	1.790	16.616
-0.50	-0.625	0.126	1.928	18.543
-0.25	-0.375	0.139	2.127	20.670
0.00	-0.125	0.147	2.249	22.919
0.25	0.125	0.147	2.249	25.168
0.50	0.375	0.153	2.341	27.509
0.75	0.625	0.207	3.167	30.676
1.00	0.875	0.276	4.223	34.899
1.25	1.125	0.215	3.289	38.188
1.50	1.375	0.245	3.748	41.937
1.75	1.625	0.293	4.483	46.420
2.00	1.875	0.504	7.711	54.131
2.25	2.125	1.100	16.830	70.961
2.50	2.375	1.758	26.897	97.858
2.75	2.625	0.135	2.065	99.924
3.00	2.875	0.000	0.000	99.924
3.25	3.125	0.000	0.000	99.924
3.50	3.375	0.000	0.000	99.924
3.75	3.625	0.000	0.000	99.924
4.00	3.875	0.001	0.015	99.939
5.00	4.500	0.004	0.061	100.000

Statistical Results			
Mean:	1.0754	phi	(0.4745 mm)
Standard Dev:	1.5951	phi-units	(0.331 mm)
Skewness:	-1.1065	dimensionless	
Kurtosis:	2.8803	dimensionless	
5th Moment:	-5.3897	dimensionless	
6th Moment:	11.8163	dimensionless	
RARD *	1.4833	dimensionless	
Median	1.7411	phi	(0.2991 mm)

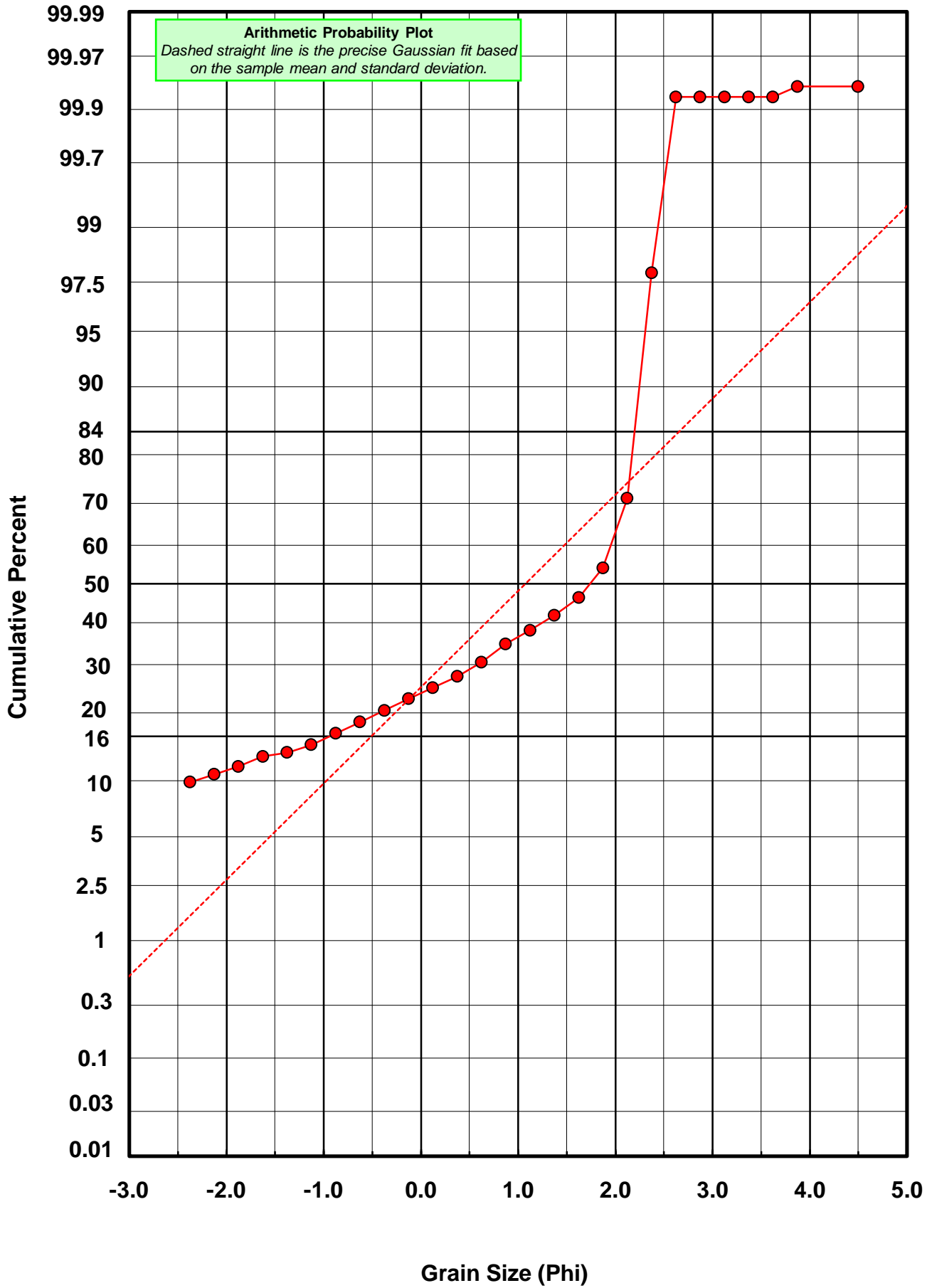
* RARD = reciprocal absolute relative dispersion (see below)

Statistical Explanation	
Calculations based on the Method of Moments	
Skewness: 3rd Stand. Moment; Exact Gaussian = 0.0	
Kurtosis: 4th Stand. Moment; Exact Gaussian = 3.0	
For Further Explanation, See Basille et al. 2002	
Millimeter data calculated by $mm = 2^{-(\phi)}$	

Reciprocal Absolute Relative Dispersion (RARD) Scale	
< 0.5	Excellent homogeneity (e.g., beaches)
0.5 to 1.0	Good homogeneity
1.0 to 1.33	Fair homogeneity
> 1.33	Poor homogeneity (e.g., glacial)



CR-41-BB



Post-Digestion Grain Size Distribution

Onshore Grab Sample

Sample: CR-41-BB

Total Digested Mass: 59.962 grams

% Silica: 93.7 %

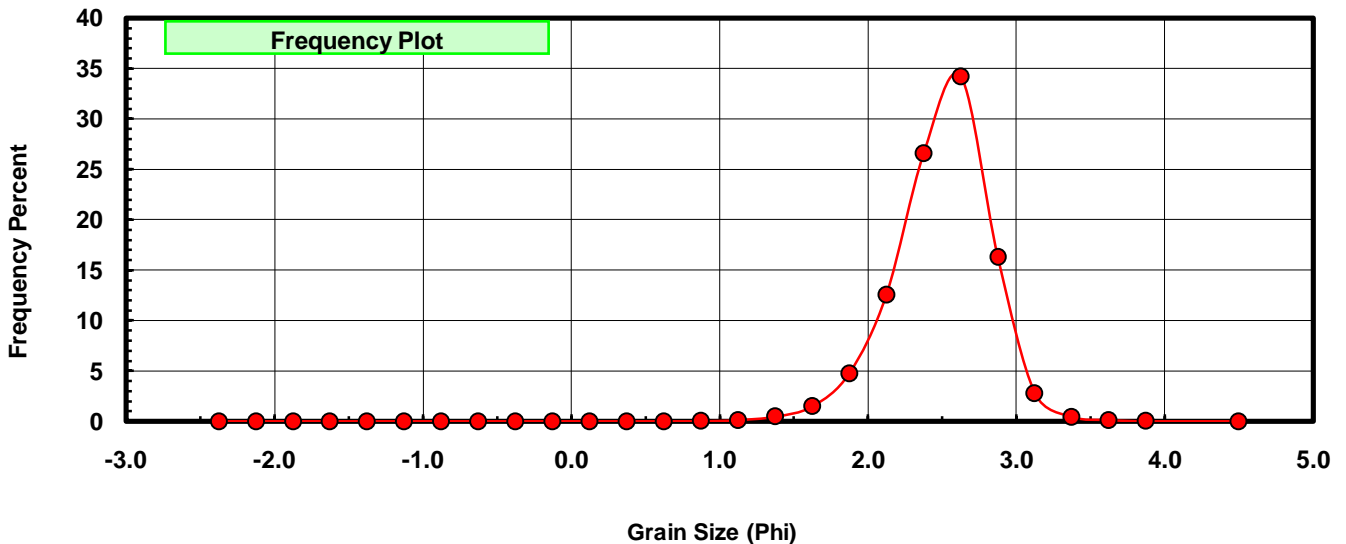
Sieve Size (phi)	Sieve Midpt (phi)	Weight (grams)	Freq Weight %	Cumulative Weight %
-2.25	-2.375	0.000	0.000	0.000
-2.00	-2.125	0.000	0.000	0.000
-1.75	-1.875	0.000	0.000	0.000
-1.50	-1.625	0.000	0.000	0.000
-1.25	-1.375	0.000	0.000	0.000
-1.00	-1.125	0.000	0.000	0.000
-0.75	-0.875	0.000	0.000	0.000
-0.50	-0.625	0.000	0.000	0.000
-0.25	-0.375	0.000	0.000	0.000
0.00	-0.125	0.000	0.000	0.000
0.25	0.125	0.000	0.000	0.000
0.50	0.375	0.013	0.022	0.022
0.75	0.625	0.013	0.022	0.043
1.00	0.875	0.030	0.050	0.093
1.25	1.125	0.080	0.133	0.227
1.50	1.375	0.285	0.475	0.702
1.75	1.625	0.904	1.508	2.210
2.00	1.875	2.861	4.771	6.981
2.25	2.125	7.534	12.565	19.546
2.50	2.375	15.908	26.530	46.076
2.75	2.625	20.501	34.190	80.266
3.00	2.875	9.770	16.294	96.559
3.25	3.125	1.686	2.812	99.371
3.50	3.375	0.273	0.455	99.827
3.75	3.625	0.081	0.135	99.962
4.00	3.875	0.018	0.030	99.992
5.00	4.500	0.005	0.008	100.000

Statistical Results			
Mean:	2.4953	phi	(0.1773 mm)
Standard Dev:	0.3328	phi-units	(0.794 mm)
Skewness:	-0.5716	dimensionless	
Kurtosis:	4.6487	dimensionless	
5th Moment:	-8.5465	dimensionless	
6th Moment:	60.2617	dimensionless	
RARD *	0.1334	dimensionless	
Median	2.4037	phi	(0.189 mm)

* RARD = reciprocal absolute relative dispersion (see below)

Statistical Explanation	
Calculations based on the Method of Moments	
Skewness: 3rd Stand. Moment; Exact Gaussian = 0.0	
Kurtosis: 4th Stand. Moment; Exact Gaussian = 3.0	
For Further Explanation, See Basille et al. 2002	
Millimeter data calculated by $mm = 2^{-(\phi)}$	

Reciprocal Absolute Relative Dispersion (RARD) Scale	
< 0.5	Excellent homogeneity (e.g., beaches)
0.5 to 1.0	Good homogeneity
1.0 to 1.33	Fair homogeneity
> 1.33	Poor homogeneity (e.g., glacial)



CR-41-BB

