

Onshore Grab Sample

Sample: CR-38-BB
Sample Taken By: D. Phelps
Sample Collected On: 11/6/09
Splits? N/A

County: Collier
Latitude: 25° 55' 27.8"
Longitude: 81° 43' 46.4"
Datum: WGS 84
Surf. Elev: N/A
Datum: N/A

Fine Data Summary

Total Sample Weight 54.329 grams
Total Fines in Sample 0.858 grams
Total Percent Fines 1.55 %

Dry Sieving Summary

Total Sample Weight 53.624 grams
Total Digested Weight 21.152 grams
Total Carbonate Weight 32.472 grams
Total Silica % 39.45 %
Total Carbonate % 60.55 %
Carbonate/Silica Ratio 1.535

General Comments:

None

Description

Worked By: M. Ladle

Pre-Digestion Grain Size Distribution

Onshore Grab Sample

Sample: CR-38-BB

Total Sample Mass: 53.624 grams

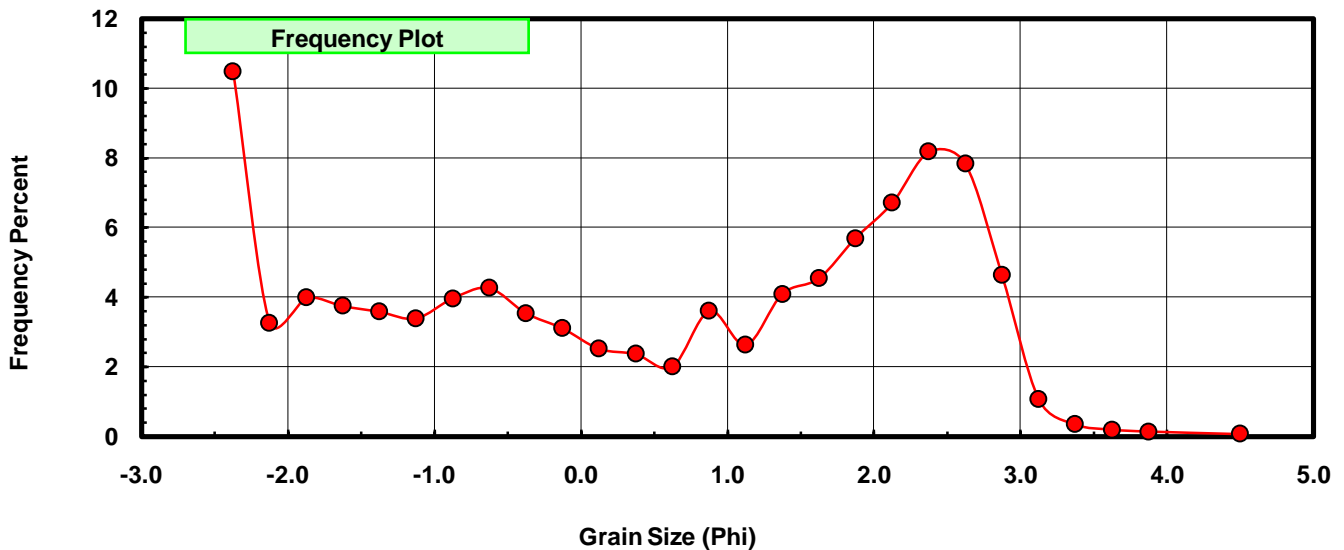
Sieve Size (phi)	Sieve Midpt (phi)	Weight (grams)	Freq Weight %	Cumulative Weight %
-2.25	-2.375	5.621	10.482	10.482
-2.00	-2.125	1.749	3.262	13.744
-1.75	-1.875	2.138	3.987	17.731
-1.50	-1.625	2.011	3.750	21.481
-1.25	-1.375	1.921	3.582	25.063
-1.00	-1.125	1.819	3.392	28.456
-0.75	-0.875	2.126	3.965	32.420
-0.50	-0.625	2.287	4.265	36.685
-0.25	-0.375	1.900	3.543	40.228
0.00	-0.125	1.668	3.111	43.339
0.25	0.125	1.354	2.525	45.864
0.50	0.375	1.271	2.370	48.234
0.75	0.625	1.077	2.008	50.242
1.00	0.875	1.933	3.605	53.847
1.25	1.125	1.409	2.628	56.475
1.50	1.375	2.196	4.095	60.570
1.75	1.625	2.436	4.543	65.113
2.00	1.875	3.049	5.686	70.799
2.25	2.125	3.600	6.713	77.512
2.50	2.375	4.386	8.179	85.691
2.75	2.625	4.200	7.832	93.523
3.00	2.875	2.491	4.645	98.169
3.25	3.125	0.572	1.067	99.235
3.50	3.375	0.187	0.349	99.584
3.75	3.625	0.104	0.194	99.778
4.00	3.875	0.077	0.144	99.922
5.00	4.50	0.042	0.078	100.000

Statistical Results			
Mean:	0.4398	phi	(0.7372 mm)
Standard Dev:	1.8371	phi-units	(0.2799 mm)
Skewness:	-0.1751	dimensionless	
Kurtosis:	1.5660	dimensionless	
5th Moment:	-0.5609	dimensionless	
6th Moment:	2.9512	dimensionless	
RARD *	4.1769	dimensionless	
Median	0.5948	phi	(0.6621 mm)

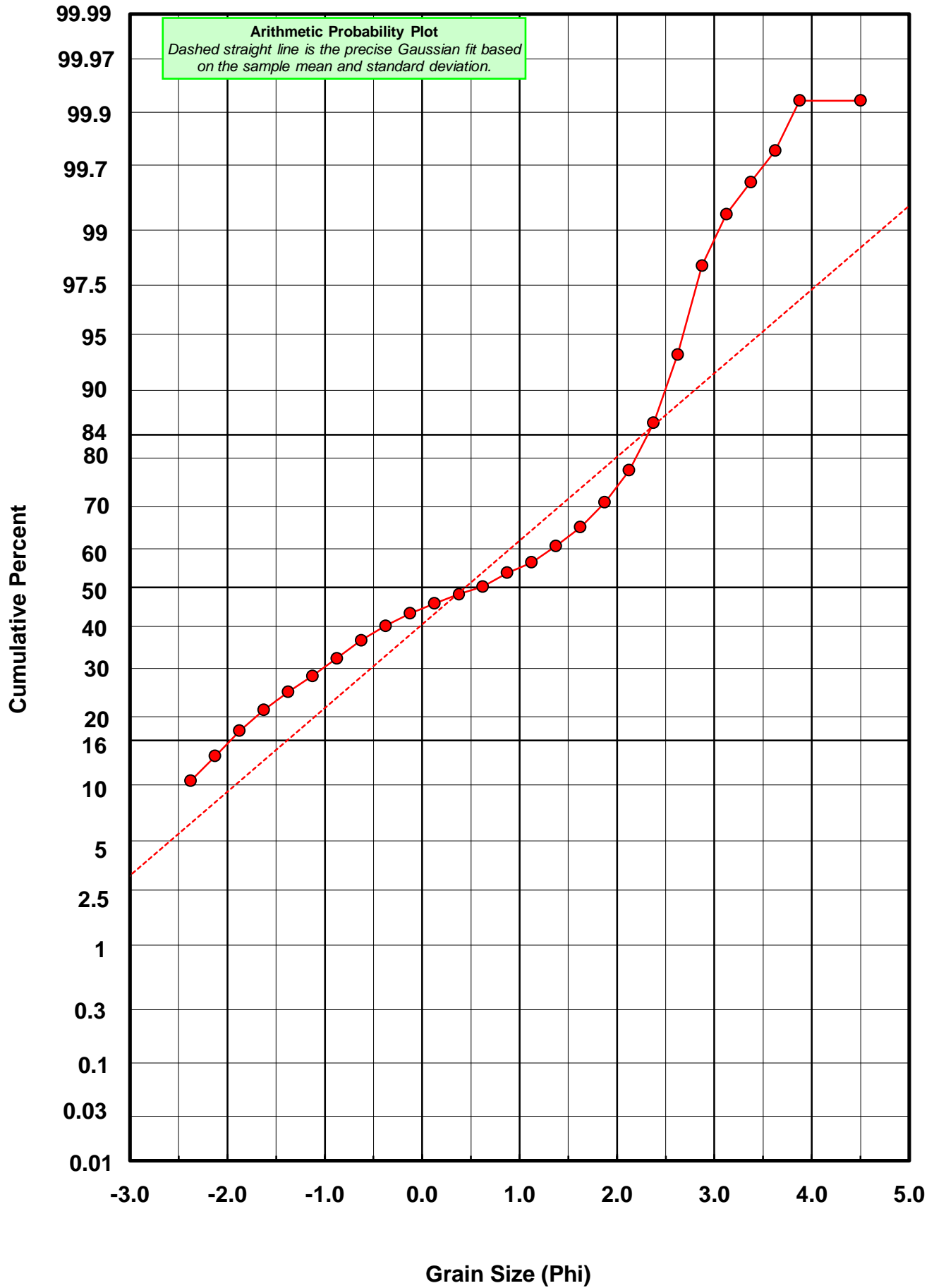
* RARD = reciprocal absolute relative dispersion (see below)

Statistical Explanation	
Calculations based on the Method of Moments	
Skewness: 3rd Stand. Moment; Exact Gaussian = 0.0	
Kurtosis: 4th Stand. Moment; Exact Gaussian = 3.0	
For Further Explanation, See Basille et al. 2002	
Millimeter data calculated by $mm = 2^{-(\phi)}$	

Reciprocal Absolute Relative Dispersion (RARD) Scale	
< 0.5	Excellent homogeneity (e.g., beaches)
0.5 to 1.0	Good homogeneity
1.0 to 1.33	Fair homogeneity
> 1.33	Poor homogeneity (e.g., glacial)



CR-38-BB



Carbonate Grain Size Distribution

Onshore Grab Sample

Sample: CR-38-BB

Total Carbonate Mass: 32.472 grams

% Carbonate: 60.6 %

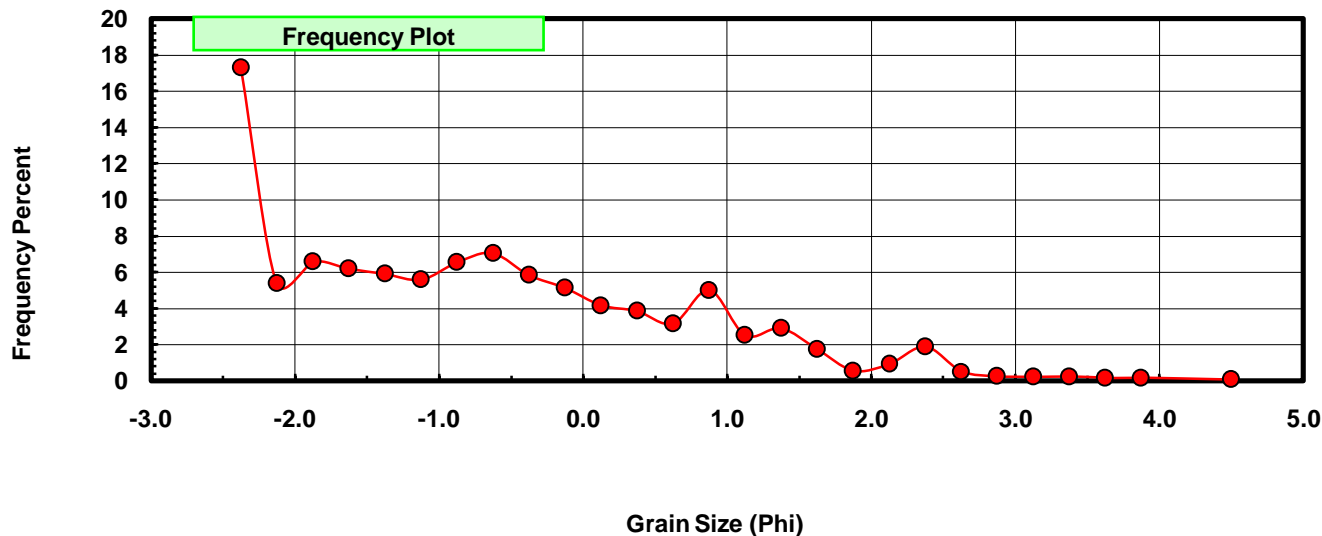
Sieve Size (phi)	Sieve Midpt (phi)	Weight (grams)	Freq Weight %	Cumulative Weight %
-2.25	-2.375	5.621	17.310	17.310
-2.00	-2.125	1.749	5.386	22.696
-1.75	-1.875	2.138	6.584	29.281
-1.50	-1.625	2.011	6.193	35.474
-1.25	-1.375	1.921	5.916	41.390
-1.00	-1.125	1.819	5.602	46.991
-0.75	-0.875	2.126	6.547	53.538
-0.50	-0.625	2.287	7.043	60.581
-0.25	-0.375	1.900	5.851	66.433
0.00	-0.125	1.668	5.137	71.569
0.25	0.125	1.354	4.170	75.739
0.50	0.375	1.252	3.856	79.595
0.75	0.625	1.025	3.157	82.751
1.00	0.875	1.629	5.017	87.768
1.25	1.125	0.816	2.513	90.281
1.50	1.375	0.944	2.907	93.188
1.75	1.625	0.573	1.765	94.953
2.00	1.875	0.181	0.557	95.510
2.25	2.125	0.302	0.930	96.440
2.50	2.375	0.615	1.894	98.334
2.75	2.625	0.173	0.533	98.867
3.00	2.875	0.082	0.253	99.119
3.25	3.125	0.071	0.219	99.338
3.50	3.375	0.078	0.240	99.578
3.75	3.625	0.055	0.169	99.747
4.00	3.875	0.053	0.163	99.911
5.00	4.500	0.029	0.089	100.000

Statistical Results			
Mean:	-0.7156	phi	(1.6422 mm)
Standard Dev:	1.4008	phi-units	(0.3787 mm)
Skewness:	0.6751	dimensionless	
Kurtosis:	2.7822	dimensionless	
5th Moment:	5.0502	dimensionless	
6th Moment:	15.0747	dimensionless	
RARD *	1.9574	dimensionless	
Median	-1.0101	phi	(2.0141 mm)

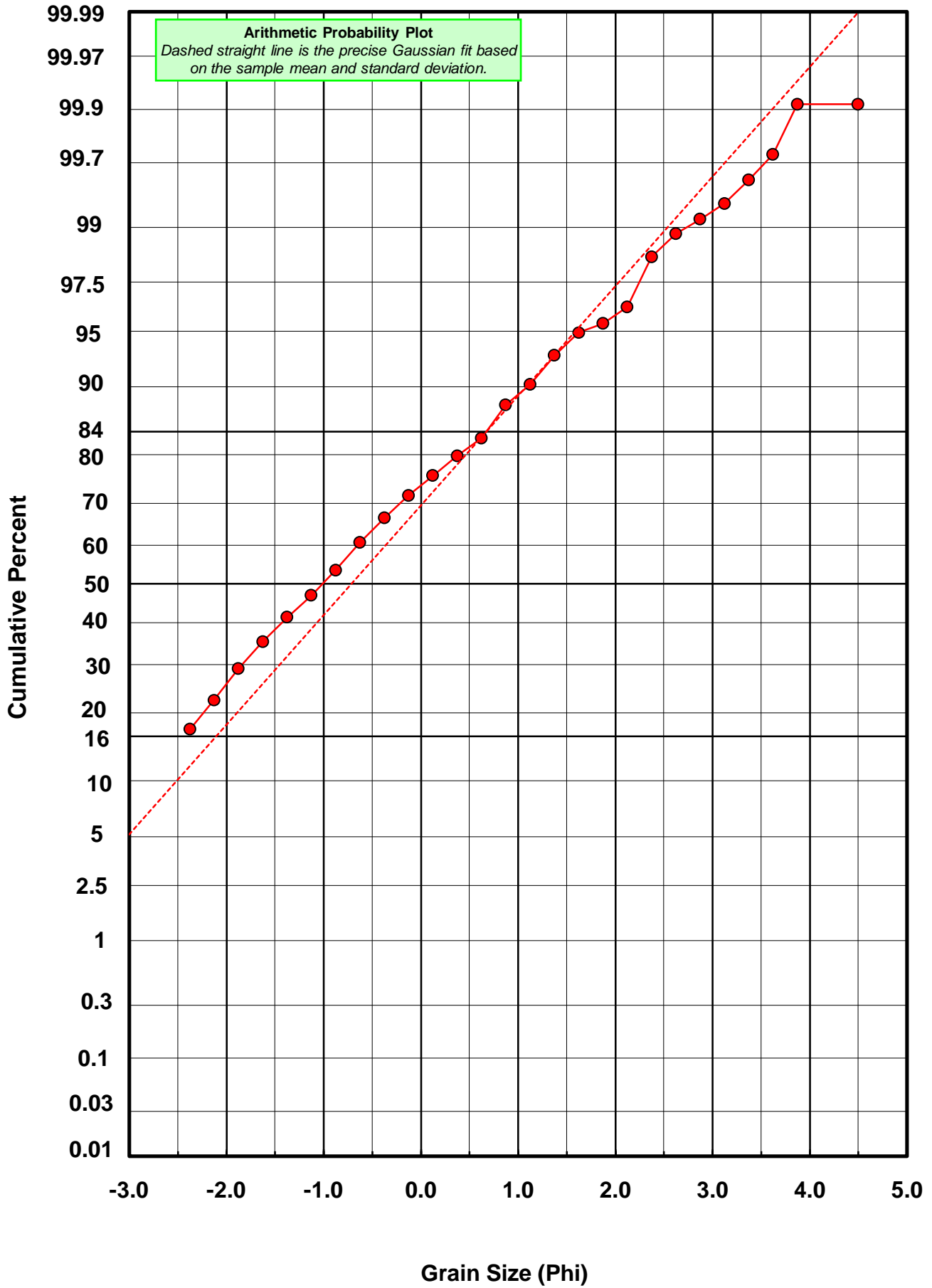
* RARD = reciprocal absolute relative dispersion (see below)

Statistical Explanation	
Calculations based on the Method of Moments	
Skewness: 3rd Stand. Moment; Exact Gaussian = 0.0	
Kurtosis: 4th Stand. Moment; Exact Gaussian = 3.0	
For Further Explanation, See Basille et al. 2002	
Millimeter data calculated by $mm = 2^{-(\phi)}$	

Reciprocal Absolute Relative Dispersion (RARD) Scale	
< 0.5	Excellent homogeneity (e.g., beaches)
0.5 to 1.0	Good homogeneity
1.0 to 1.33	Fair homogeneity
> 1.33	Poor homogeneity (e.g., glacial)



CR-38-BB



Post-Digestion Grain Size Distribution

Onshore Grab Sample

Sample: CR-38-BB

Total Digested Mass: 21.152 grams

% Silica: 39.4 %

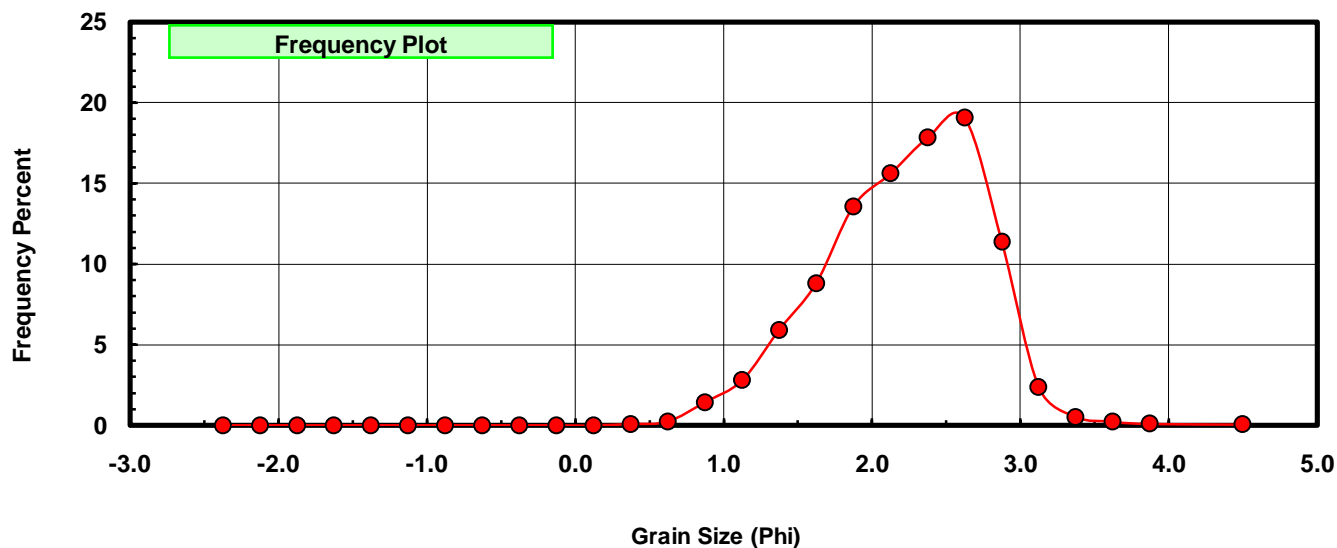
Sieve Size (phi)	Sieve Midpt (phi)	Weight (grams)	Freq Weight %	Cumulative Weight %
-2.25	-2.375	0.000	0.000	0.000
-2.00	-2.125	0.000	0.000	0.000
-1.75	-1.875	0.000	0.000	0.000
-1.50	-1.625	0.000	0.000	0.000
-1.25	-1.375	0.000	0.000	0.000
-1.00	-1.125	0.000	0.000	0.000
-0.75	-0.875	0.000	0.000	0.000
-0.50	-0.625	0.000	0.000	0.000
-0.25	-0.375	0.000	0.000	0.000
0.00	-0.125	0.000	0.000	0.000
0.25	0.125	0.000	0.000	0.000
0.50	0.375	0.019	0.090	0.090
0.75	0.625	0.052	0.246	0.336
1.00	0.875	0.304	1.437	1.773
1.25	1.125	0.593	2.804	4.576
1.50	1.375	1.252	5.919	10.495
1.75	1.625	1.863	8.808	19.303
2.00	1.875	2.868	13.559	32.862
2.25	2.125	3.298	15.592	48.454
2.50	2.375	3.771	17.828	66.282
2.75	2.625	4.027	19.038	85.321
3.00	2.875	2.409	11.389	96.710
3.25	3.125	0.501	2.369	99.078
3.50	3.375	0.109	0.515	99.593
3.75	3.625	0.049	0.232	99.825
4.00	3.875	0.024	0.113	99.939
5.00	4.500	0.013	0.061	100.000

Statistical Results			
Mean:	2.2136	phi	(0.2156 mm)
Standard Dev:	0.5435	phi-units	(0.6861 mm)
Skewness:	-0.3422	dimensionless	
Kurtosis:	2.8972	dimensionless	
5th Moment:	-1.5850	dimensionless	
6th Moment:	16.0774	dimensionless	
RARD *	0.2455	dimensionless	
Median	2.1467	phi	(0.2258 mm)

* RARD = reciprocal absolute relative dispersion (see below)

Statistical Explanation	
Calculations based on the Method of Moments	
Skewness: 3rd Stand. Moment; Exact Gaussian = 0.0	
Kurtosis: 4th Stand. Moment; Exact Gaussian = 3.0	
For Further Explanation, See Basille et al. 2002	
Millimeter data calculated by $mm = 2^{-(\phi)}$	

Reciprocal Absolute Relative Dispersion (RARD) Scale	
< 0.5	Excellent homogeneity (e.g., beaches)
0.5 to 1.0	Good homogeneity
1.0 to 1.33	Fair homogeneity
> 1.33	Poor homogeneity (e.g., glacial)



CR-38-BB

