

Onshore Grab Sample

Sample: CR-36-BB
Sample Taken By: D. Phelps
Sample Collected On: 11/6/09
Splits? N/A

County: Collier
Latitude: 25° 56' 38.5"
Longitude: 81° 44' 39.111"
Datum: WGS 84
Surf. Elev: N/A
Datum: N/A

Fine Data Summary

Total Sample Weight 56.488 grams
Total Fines in Sample 0.115 grams
Total Percent Fines 0.20 %

Dry Sieving Summary

Total Sample Weight 56.388 grams
Total Digested Weight 50.100 grams
Total Carbonate Weight 6.288 grams
Total Silica % 88.85 %
Total Carbonate % 11.15 %
Carbonate/Silica Ratio 0.126

General Comments:

None

Description

Worked By: M. Ladle

Pre-Digestion Grain Size Distribution

Onshore Grab Sample

Sample: CR-36-BB

Total Sample Mass: 56.388 grams

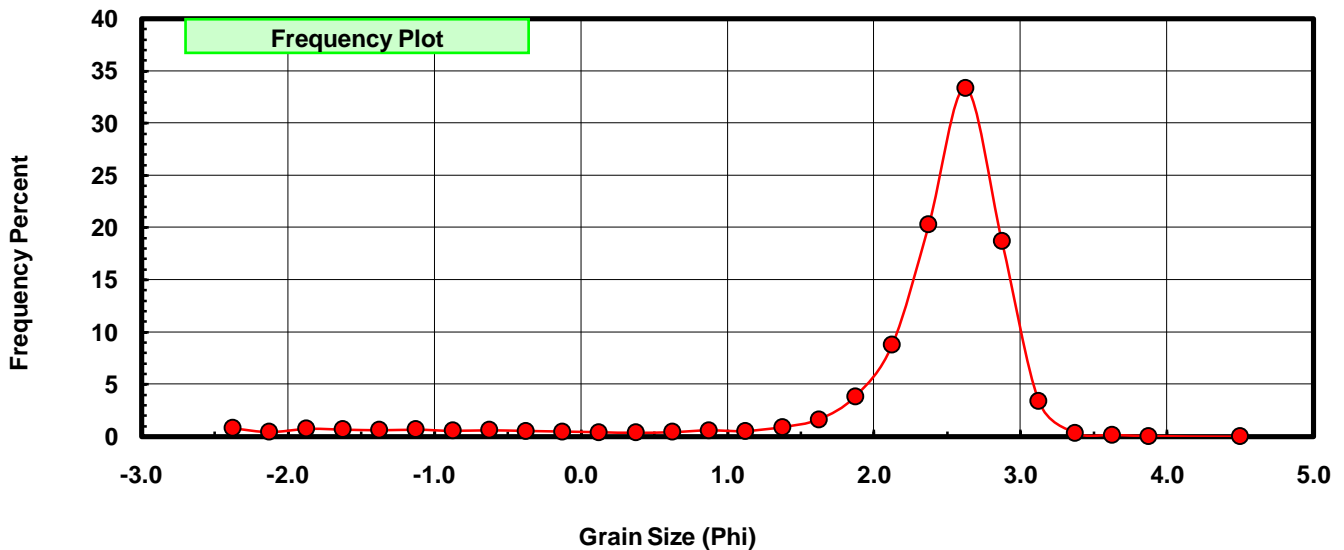
Sieve Size (phi)	Sieve Midpt (phi)	Weight (grams)	Freq Weight %	Cumulative Weight %
-2.25	-2.375	0.462	0.819	0.819
-2.00	-2.125	0.254	0.450	1.270
-1.75	-1.875	0.414	0.734	2.004
-1.50	-1.625	0.388	0.688	2.692
-1.25	-1.375	0.348	0.617	3.309
-1.00	-1.125	0.385	0.683	3.992
-0.75	-0.875	0.311	0.552	4.544
-0.50	-0.625	0.349	0.619	5.162
-0.25	-0.375	0.294	0.521	5.684
0.00	-0.125	0.271	0.481	6.164
0.25	0.125	0.225	0.399	6.563
0.50	0.375	0.211	0.374	6.938
0.75	0.625	0.241	0.427	7.365
1.00	0.875	0.334	0.592	7.957
1.25	1.125	0.299	0.530	8.488
1.50	1.375	0.512	0.908	9.396
1.75	1.625	0.918	1.628	11.024
2.00	1.875	2.168	3.845	14.868
2.25	2.125	4.967	8.809	23.677
2.50	2.375	11.431	20.272	43.949
2.75	2.625	18.813	33.363	77.313
3.00	2.875	10.561	18.729	96.042
3.25	3.125	1.904	3.377	99.418
3.50	3.375	0.203	0.360	99.778
3.75	3.625	0.090	0.160	99.938
4.00	3.875	0.027	0.048	99.986
5.00	4.50	0.008	0.014	100.000

Statistical Results			
Mean:	2.2542	phi	(0.2096 mm)
Standard Dev:	1.0367	phi-units	(0.4874 mm)
Skewness:	-2.8912	dimensionless	
Kurtosis:	11.1915	dimensionless	
5th Moment:	-43.0276	dimensionless	
6th Moment:	170.9947	dimensionless	
RARD *	0.4599	dimensionless	
Median	2.4203	phi	(0.1868 mm)

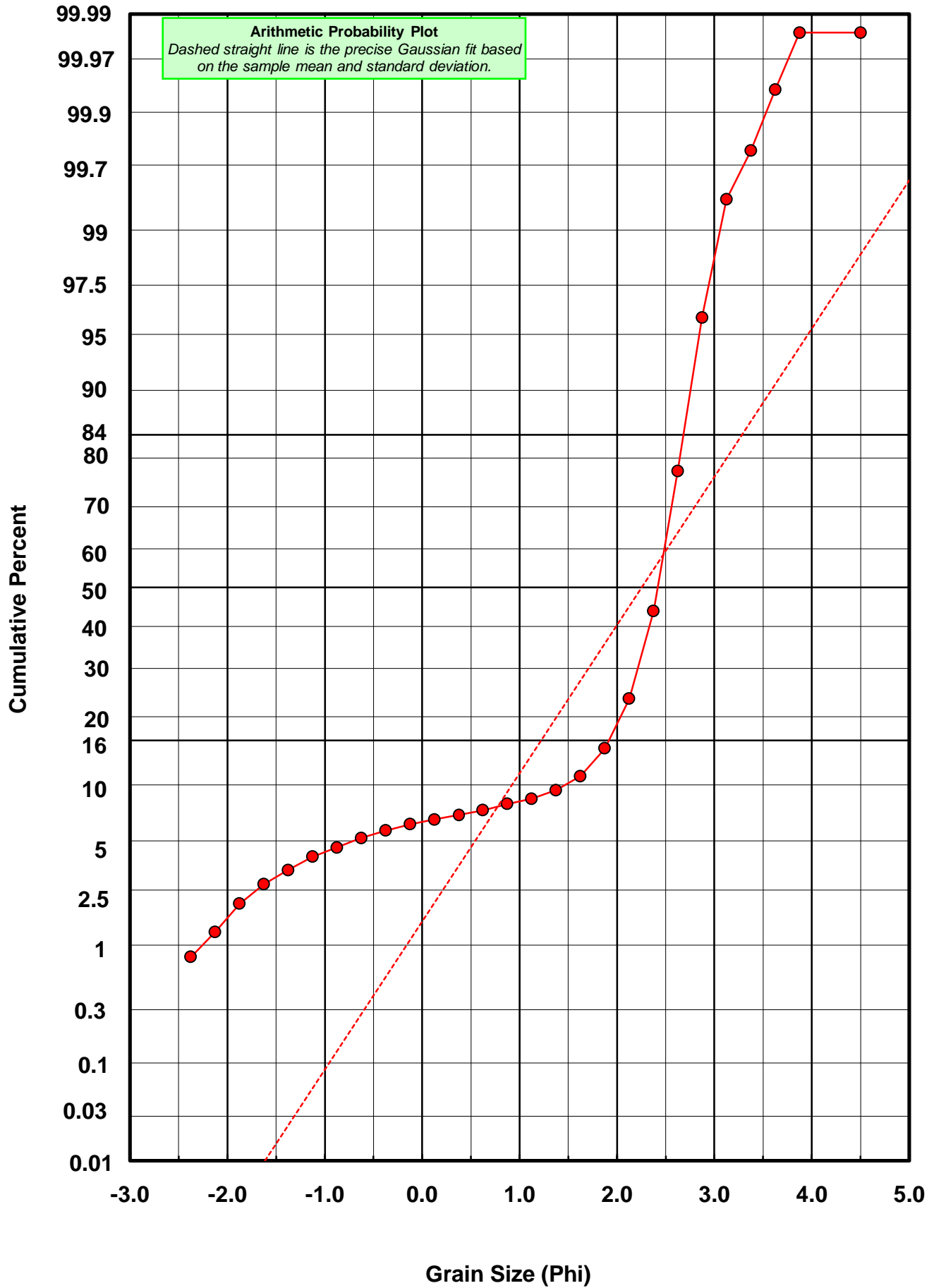
* RARD = reciprocal absolute relative dispersion (see below)

Statistical Explanation	
Calculations based on the Method of Moments	
Skewness: 3rd Stand. Moment; Exact Gaussian = 0.0	
Kurtosis: 4th Stand. Moment; Exact Gaussian = 3.0	
For Further Explanation, See Basille et al. 2002	
Millimeter data calculated by $mm = 2^{(-phi)}$	

Reciprocal Absolute Relative Dispersion (RARD) Scale	
< 0.5	Excellent homogeneity (e.g., beaches)
0.5 to 1.0	Good homogeneity
1.0 to 1.33	Fair homogeneity
> 1.33	Poor homogeneity (e.g., glacial)



CR-36-BB



Carbonate Grain Size Distribution

Onshore Grab Sample

Sample: CR-36-BB

Total Carbonate Mass: 6.821 grams

% Carbonate: 11.2 %

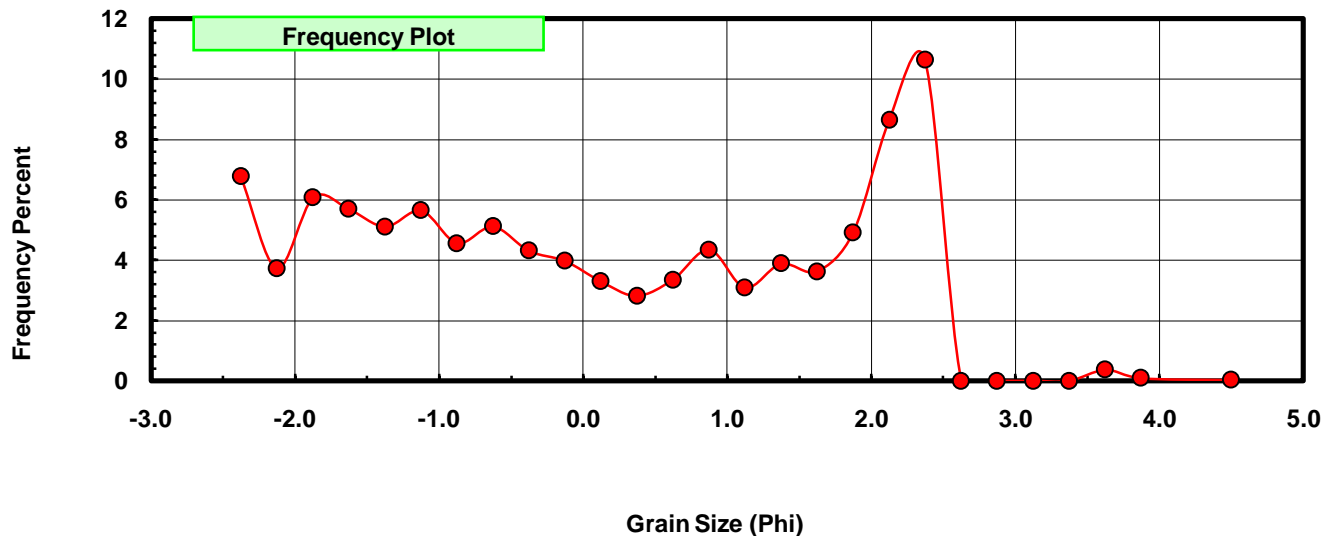
Sieve Size (phi)	Sieve Midpt (phi)	Weight (grams)	Freq Weight %	Cumulative Weight %
-2.25	-2.375	0.462	6.773	6.773
-2.00	-2.125	0.254	3.724	10.497
-1.75	-1.875	0.414	6.069	16.566
-1.50	-1.625	0.388	5.688	22.255
-1.25	-1.375	0.348	5.102	27.357
-1.00	-1.125	0.385	5.644	33.001
-0.75	-0.875	0.311	4.559	37.560
-0.50	-0.625	0.349	5.117	42.677
-0.25	-0.375	0.294	4.310	46.987
0.00	-0.125	0.271	3.973	50.960
0.25	0.125	0.225	3.299	54.259
0.50	0.375	0.192	2.815	57.074
0.75	0.625	0.228	3.343	60.416
1.00	0.875	0.296	4.340	64.756
1.25	1.125	0.210	3.079	67.835
1.50	1.375	0.265	3.885	71.720
1.75	1.625	0.247	3.621	75.341
2.00	1.875	0.335	4.911	80.252
2.25	2.125	0.589	8.635	88.887
2.50	2.375	0.725	10.629	99.516
2.75	2.625	0.000	0.000	99.516
3.00	2.875	0.000	0.000	99.516
3.25	3.125	0.000	0.000	99.516
3.50	3.375	0.000	0.000	99.516
3.75	3.625	0.025	0.367	99.883
4.00	3.875	0.006	0.088	99.971
5.00	4.500	0.002	0.029	100.000

Statistical Results			
Mean:	0.0936	phi	(0.9372 mm)
Standard Dev:	1.6195	phi-units	(0.3255 mm)
Skewness:	0.0620	dimensionless	
Kurtosis:	1.6436	dimensionless	
5th Moment:	0.2423	dimensionless	
6th Moment:	3.3616	dimensionless	
RARD *	17.3041	dimensionless	
Median	-0.1854	phi	(1.1372 mm)

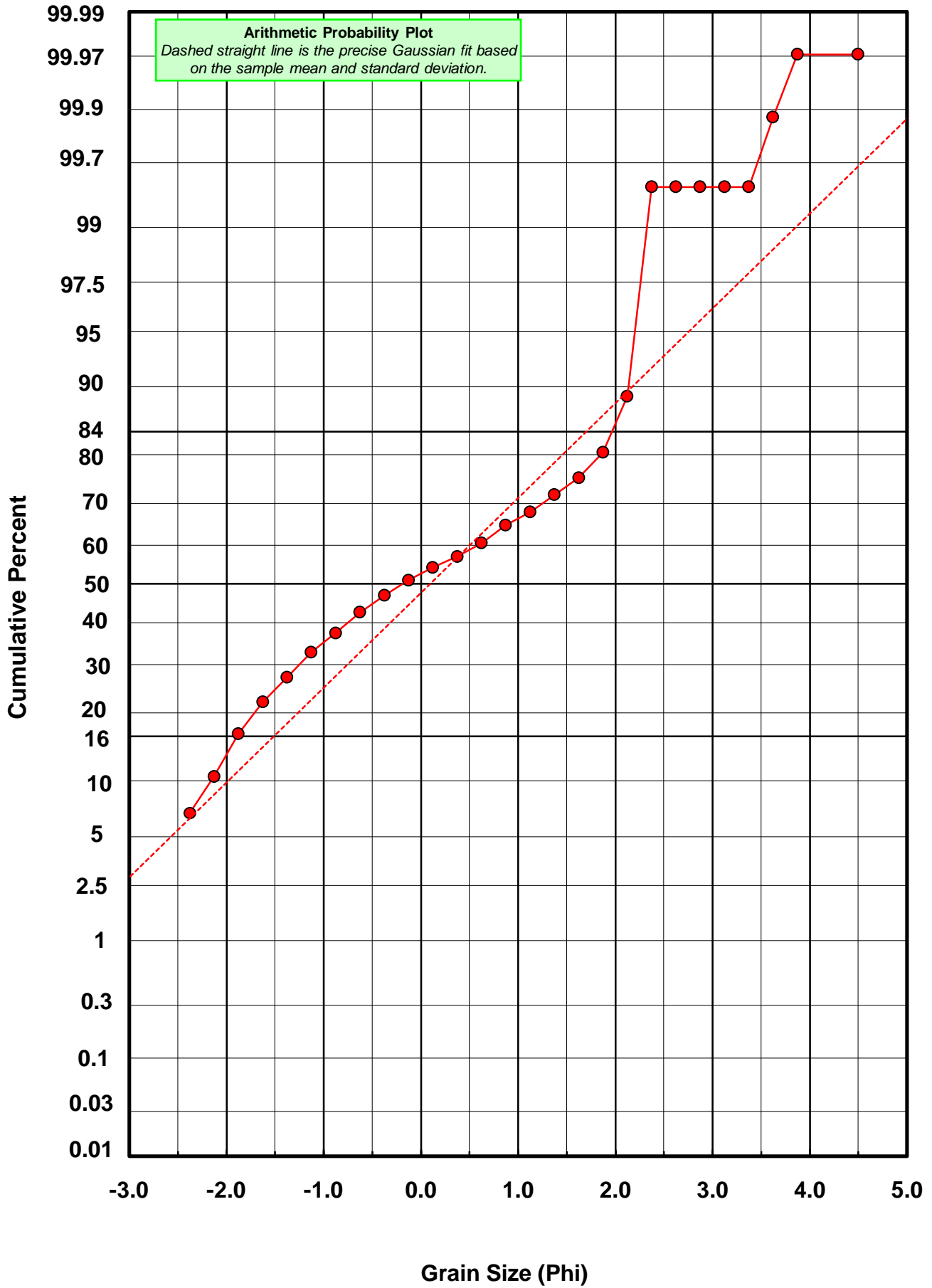
* RARD = reciprocal absolute relative dispersion (see below)

Statistical Explanation	
Calculations based on the Method of Moments	
Skewness: 3rd Stand. Moment; Exact Gaussian = 0.0	
Kurtosis: 4th Stand. Moment; Exact Gaussian = 3.0	
For Further Explanation, See Basille et al. 2002	
Millimeter data calculated by $mm = 2^{(-\phi)}$	

Reciprocal Absolute Relative Dispersion (RARD) Scale	
< 0.5	Excellent homogeneity (e.g., beaches)
0.5 to 1.0	Good homogeneity
1.0 to 1.33	Fair homogeneity
> 1.33	Poor homogeneity (e.g., glacial)



CR-36-BB



Post-Digestion Grain Size Distribution

Onshore Grab Sample

Sample: CR-36-BB

Total Digested Mass: 50.100 grams

% Silica: 88.8 %

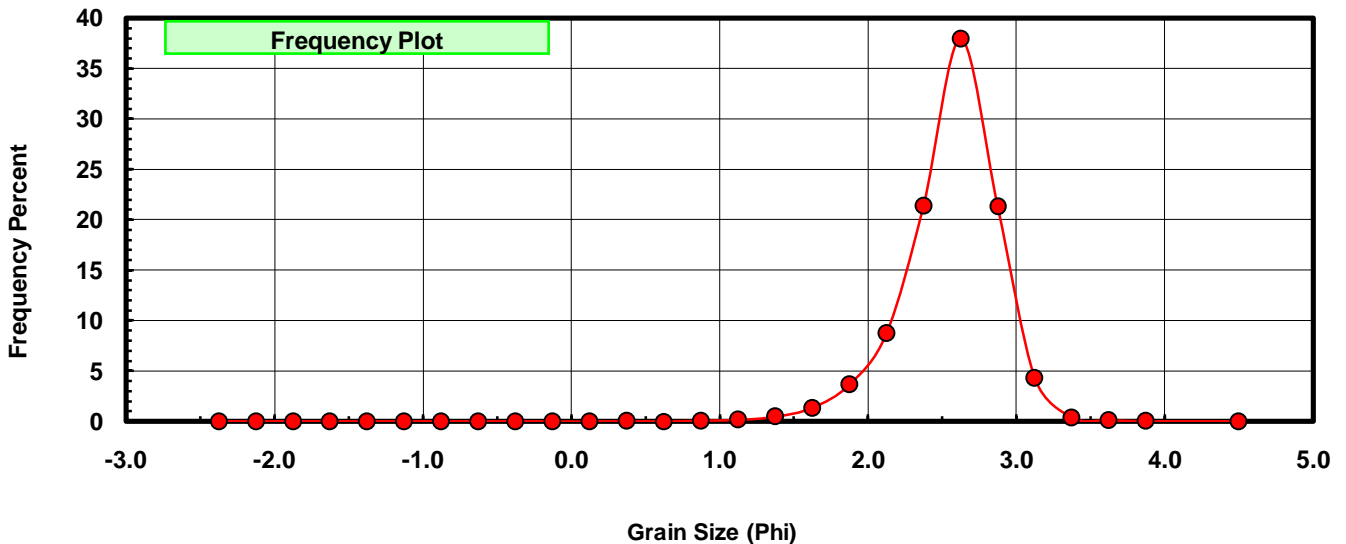
Sieve Size (phi)	Sieve Midpt (phi)	Weight (grams)	Freq Weight %	Cumulative Weight %
-2.25	-2.375	0.000	0.000	0.000
-2.00	-2.125	0.000	0.000	0.000
-1.75	-1.875	0.000	0.000	0.000
-1.50	-1.625	0.000	0.000	0.000
-1.25	-1.375	0.000	0.000	0.000
-1.00	-1.125	0.000	0.000	0.000
-0.75	-0.875	0.000	0.000	0.000
-0.50	-0.625	0.000	0.000	0.000
-0.25	-0.375	0.000	0.000	0.000
0.00	-0.125	0.000	0.000	0.000
0.25	0.125	0.000	0.000	0.000
0.50	0.375	0.019	0.038	0.038
0.75	0.625	0.013	0.026	0.064
1.00	0.875	0.038	0.076	0.140
1.25	1.125	0.089	0.178	0.317
1.50	1.375	0.247	0.493	0.810
1.75	1.625	0.671	1.339	2.150
2.00	1.875	1.833	3.659	5.808
2.25	2.125	4.378	8.739	14.547
2.50	2.375	10.706	21.369	35.916
2.75	2.625	18.993	37.910	73.826
3.00	2.875	10.662	21.281	95.108
3.25	3.125	2.156	4.303	99.411
3.50	3.375	0.203	0.405	99.816
3.75	3.625	0.065	0.130	99.946
4.00	3.875	0.021	0.042	99.988
5.00	4.500	0.006	0.012	100.000

Statistical Results			
Mean:	2.5553	phi	(0.1701 mm)
Standard Dev:	0.3350	phi-units	(0.7928 mm)
Skewness:	-0.8824	dimensionless	
Kurtosis:	5.6352	dimensionless	
5th Moment:	-15.0109	dimensionless	
6th Moment:	91.0460	dimensionless	
RARD *	0.1311	dimensionless	
Median	2.4679	phi	(0.1808 mm)

* RARD = reciprocal absolute relative dispersion (see below)

Statistical Explanation	
Calculations based on the Method of Moments	
Skewness: 3rd Stand. Moment; Exact Gaussian = 0.0	
Kurtosis: 4th Stand. Moment; Exact Gaussian = 3.0	
For Further Explanation, See Basille et al. 2002	
Millimeter data calculated by $mm = 2^{-(\phi)}$	

Reciprocal Absolute Relative Dispersion (RARD) Scale	
< 0.5	Excellent homogeneity (e.g., beaches)
0.5 to 1.0	Good homogeneity
1.0 to 1.33	Fair homogeneity
> 1.33	Poor homogeneity (e.g., glacial)



CR-36-BB

