

Onshore Grab Sample

Sample: CR-34-BB
Sample Taken By: D. Phelps
Sample Collected On: 11/6/09
Splits? N/A

County: Collier
Latitude: 25° 58' 4.4"
Longitude: 81° 44' 54.3"
Datum: WGS 84
Surf. Elev: N/A
Datum: N/A

Fine Data Summary

| | |
|-----------------------|--------------|
| Total Sample Weight | 70.189 grams |
| Total Fines in Sample | 0.226 grams |
| Total Percent Fines | 0.32 % |

Dry Sieving Summary

| | |
|------------------------|--------------|
| Total Sample Weight | 70.029 grams |
| Total Digested Weight | 58.310 grams |
| Total Carbonate Weight | 11.719 grams |
| Total Silica % | 83.27 % |
| Total Carbonate % | 16.73 % |
| Carbonate/Silica Ratio | 0.201 |

General Comments:

None

Description

Worked By: M. Ladle

Pre-Digestion Grain Size Distribution

Onshore Grab Sample

Sample: CR-34-BB

Total Sample Mass: 70.029 grams

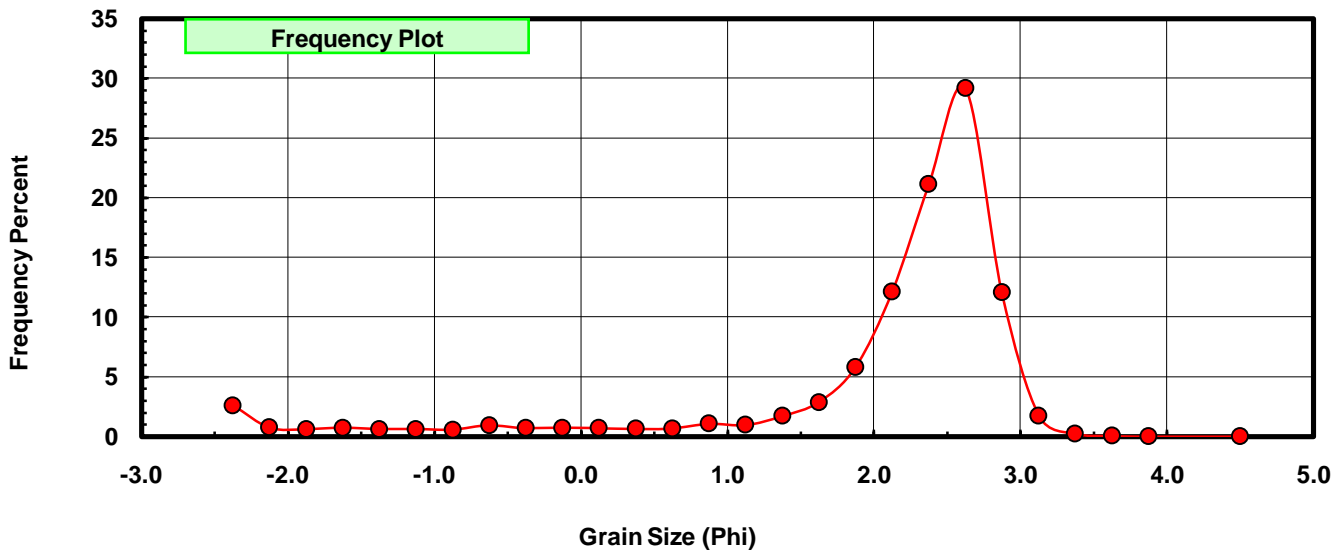
| Sieve Size (phi) | Sieve Midpt (phi) | Weight (grams) | Freq Weight % | Cumulative Weight % |
|------------------|-------------------|----------------|---------------|---------------------|
| -2.25 | -2.375 | 1.823 | 2.603 | 2.603 |
| -2.00 | -2.125 | 0.538 | 0.768 | 3.371 |
| -1.75 | -1.875 | 0.441 | 0.630 | 4.001 |
| -1.50 | -1.625 | 0.518 | 0.740 | 4.741 |
| -1.25 | -1.375 | 0.445 | 0.635 | 5.376 |
| -1.00 | -1.125 | 0.446 | 0.637 | 6.013 |
| -0.75 | -0.875 | 0.402 | 0.574 | 6.587 |
| -0.50 | -0.625 | 0.671 | 0.958 | 7.545 |
| -0.25 | -0.375 | 0.502 | 0.717 | 8.262 |
| 0.00 | -0.125 | 0.504 | 0.720 | 8.982 |
| 0.25 | 0.125 | 0.495 | 0.707 | 9.689 |
| 0.50 | 0.375 | 0.448 | 0.640 | 10.329 |
| 0.75 | 0.625 | 0.470 | 0.671 | 11.000 |
| 1.00 | 0.875 | 0.750 | 1.071 | 12.071 |
| 1.25 | 1.125 | 0.677 | 0.967 | 13.037 |
| 1.50 | 1.375 | 1.210 | 1.728 | 14.765 |
| 1.75 | 1.625 | 2.019 | 2.883 | 17.648 |
| 2.00 | 1.875 | 4.063 | 5.802 | 23.450 |
| 2.25 | 2.125 | 8.508 | 12.149 | 35.600 |
| 2.50 | 2.375 | 14.785 | 21.113 | 56.712 |
| 2.75 | 2.625 | 20.416 | 29.154 | 85.866 |
| 3.00 | 2.875 | 8.457 | 12.076 | 97.942 |
| 3.25 | 3.125 | 1.220 | 1.742 | 99.684 |
| 3.50 | 3.375 | 0.170 | 0.243 | 99.927 |
| 3.75 | 3.625 | 0.036 | 0.051 | 99.979 |
| 4.00 | 3.875 | 0.010 | 0.014 | 99.993 |
| 5.00 | 4.50 | 0.005 | 0.007 | 100.000 |

| Statistical Results | | | |
|---------------------|----------|---------------|-------------|
| Mean: | 2.0121 | phi | (0.2479 mm) |
| Standard Dev: | 1.2318 | phi-units | (0.4258 mm) |
| Skewness: | -2.3483 | dimensionless | |
| Kurtosis: | 7.7857 | dimensionless | |
| 5th Moment: | -25.0787 | dimensionless | |
| 6th Moment: | 83.6099 | dimensionless | |
| RARD * | 0.6122 | dimensionless | |
| Median | 2.2955 | phi | (0.2037 mm) |

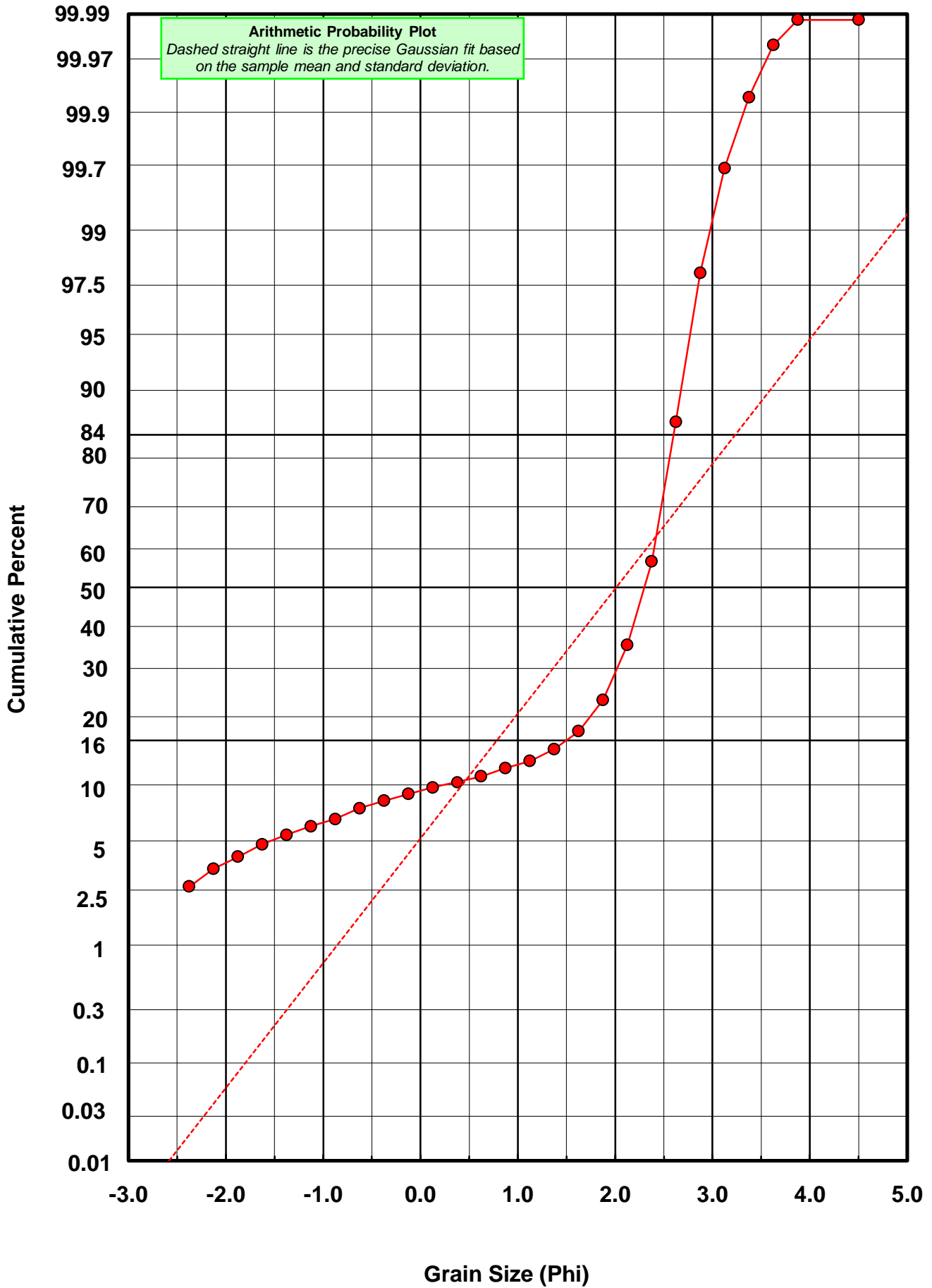
* RARD = reciprocal absolute relative dispersion (see below)

| Statistical Explanation | |
|---|--|
| Calculations based on the Method of Moments | |
| Skewness: 3rd Stand. Moment; Exact Gaussian = 0.0 | |
| Kurtosis: 4th Stand. Moment; Exact Gaussian = 3.0 | |
| For Further Explanation, See Basille et al. 2002 | |
| Millimeter data calculated by $mm = 2^{-(\phi)}$ | |

| Reciprocal Absolute Relative Dispersion (RARD) Scale | |
|--|---------------------------------------|
| < 0.5 | Excellent homogeneity (e.g., beaches) |
| 0.5 to 1.0 | Good homogeneity |
| 1.0 to 1.33 | Fair homogeneity |
| > 1.33 | Poor homogeneity (e.g., glacial) |



CR-34-BB



Carbonate Grain Size Distribution

Onshore Grab Sample

Sample: CR-34-BB

Total Carbonate Mass: 12.738 grams

% Carbonate: 16.7 %

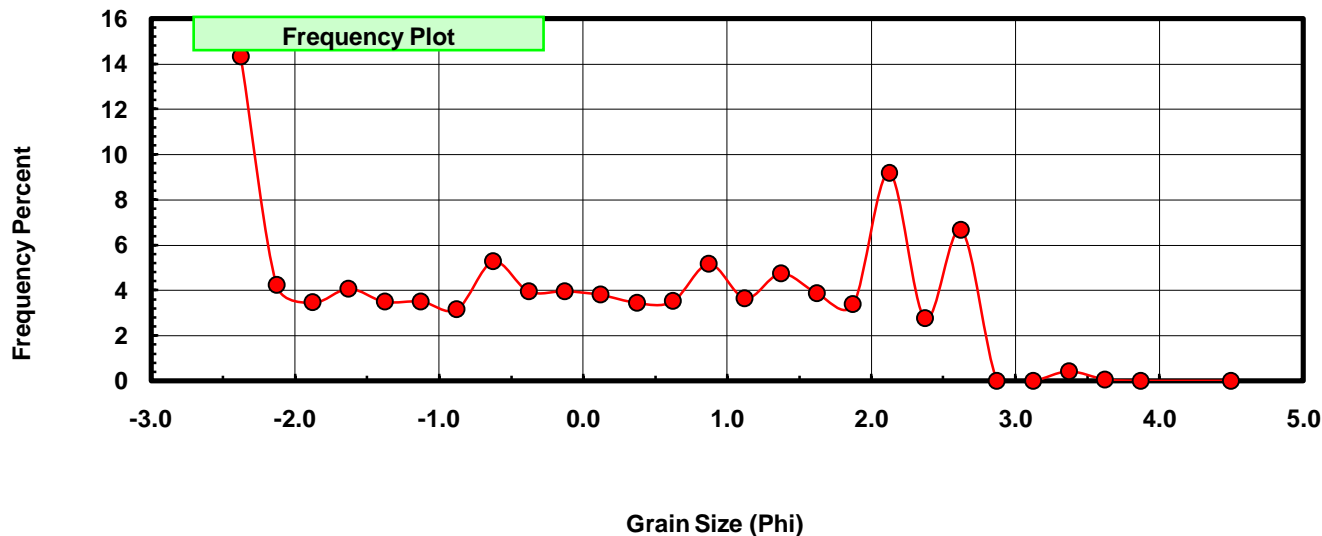
| Sieve Size (phi) | Sieve Midpt (phi) | Weight (grams) | Freq Weight % | Cumulative Weight % |
|------------------|-------------------|----------------|---------------|---------------------|
| -2.25 | -2.375 | 1.823 | 14.312 | 14.312 |
| -2.00 | -2.125 | 0.538 | 4.224 | 18.535 |
| -1.75 | -1.875 | 0.441 | 3.462 | 21.997 |
| -1.50 | -1.625 | 0.518 | 4.067 | 26.064 |
| -1.25 | -1.375 | 0.445 | 3.493 | 29.557 |
| -1.00 | -1.125 | 0.446 | 3.501 | 33.059 |
| -0.75 | -0.875 | 0.402 | 3.156 | 36.214 |
| -0.50 | -0.625 | 0.671 | 5.268 | 41.482 |
| -0.25 | -0.375 | 0.502 | 3.941 | 45.423 |
| 0.00 | -0.125 | 0.504 | 3.957 | 49.380 |
| 0.25 | 0.125 | 0.484 | 3.800 | 53.179 |
| 0.50 | 0.375 | 0.438 | 3.439 | 56.618 |
| 0.75 | 0.625 | 0.448 | 3.517 | 60.135 |
| 1.00 | 0.875 | 0.658 | 5.166 | 65.301 |
| 1.25 | 1.125 | 0.464 | 3.643 | 68.943 |
| 1.50 | 1.375 | 0.604 | 4.742 | 73.685 |
| 1.75 | 1.625 | 0.493 | 3.870 | 77.555 |
| 2.00 | 1.875 | 0.430 | 3.376 | 80.931 |
| 2.25 | 2.125 | 1.170 | 9.185 | 90.116 |
| 2.50 | 2.375 | 0.350 | 2.748 | 92.864 |
| 2.75 | 2.625 | 0.848 | 6.657 | 99.521 |
| 3.00 | 2.875 | 0.000 | 0.000 | 99.521 |
| 3.25 | 3.125 | 0.000 | 0.000 | 99.521 |
| 3.50 | 3.375 | 0.054 | 0.424 | 99.945 |
| 3.75 | 3.625 | 0.007 | 0.055 | 100.000 |
| 4.00 | 3.875 | 0.000 | 0.000 | 100.000 |
| 5.00 | 4.500 | 0.000 | 0.000 | 100.000 |

| Statistical Results | | | |
|---------------------|---------|---------------|-------------|
| Mean: | 0.0404 | phi | (0.9724 mm) |
| Standard Dev: | 1.7697 | phi-units | (0.2933 mm) |
| Skewness: | 0.0000 | dimensionless | |
| Kurtosis: | 1.5279 | dimensionless | |
| 5th Moment: | 0.0720 | dimensionless | |
| 6th Moment: | 2.7135 | dimensionless | |
| RARD * | 43.8574 | dimensionless | |
| Median | -0.0842 | phi | (1.0601 mm) |

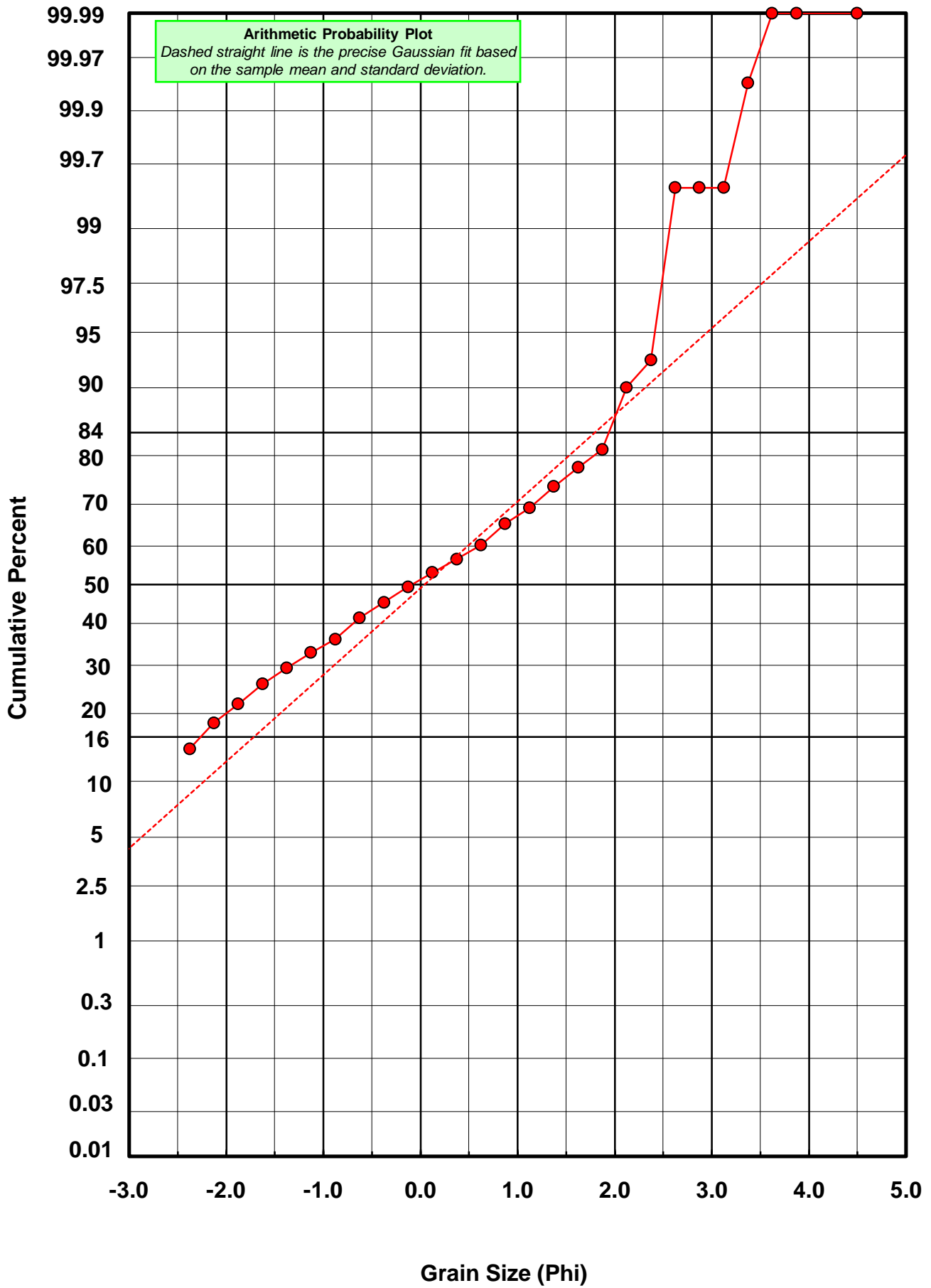
* RARD = reciprocal absolute relative dispersion (see below)

| Statistical Explanation | |
|---|--|
| Calculations based on the Method of Moments | |
| Skewness: 3rd Stand. Moment; Exact Gaussian = 0.0 | |
| Kurtosis: 4th Stand. Moment; Exact Gaussian = 3.0 | |
| For Further Explanation, See Basille et al. 2002 | |
| Millimeter data calculated by $mm = 2^{-(\phi)}$ | |

| Reciprocal Absolute Relative Dispersion (RARD) Scale | |
|--|---------------------------------------|
| < 0.5 | Excellent homogeneity (e.g., beaches) |
| 0.5 to 1.0 | Good homogeneity |
| 1.0 to 1.33 | Fair homogeneity |
| > 1.33 | Poor homogeneity (e.g., glacial) |



CR-34-BB



Post-Digestion Grain Size Distribution

Onshore Grab Sample

Sample: CR-34-BB

Total Digested Mass: 58.310 grams

% Silica: 83.3 %

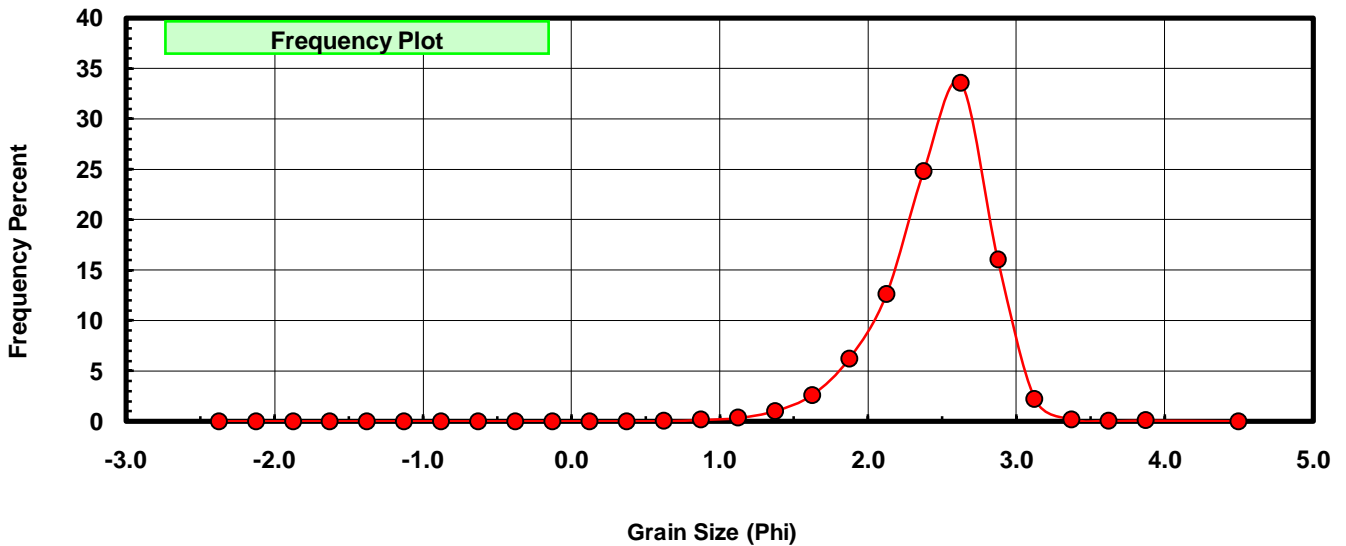
| Sieve Size (phi) | Sieve Midpt (phi) | Weight (grams) | Freq Weight % | Cumulative Weight % |
|------------------|-------------------|----------------|---------------|---------------------|
| -2.25 | -2.375 | 0.000 | 0.000 | 0.000 |
| -2.00 | -2.125 | 0.000 | 0.000 | 0.000 |
| -1.75 | -1.875 | 0.000 | 0.000 | 0.000 |
| -1.50 | -1.625 | 0.000 | 0.000 | 0.000 |
| -1.25 | -1.375 | 0.000 | 0.000 | 0.000 |
| -1.00 | -1.125 | 0.000 | 0.000 | 0.000 |
| -0.75 | -0.875 | 0.000 | 0.000 | 0.000 |
| -0.50 | -0.625 | 0.000 | 0.000 | 0.000 |
| -0.25 | -0.375 | 0.000 | 0.000 | 0.000 |
| 0.00 | -0.125 | 0.000 | 0.000 | 0.000 |
| 0.25 | 0.125 | 0.011 | 0.019 | 0.019 |
| 0.50 | 0.375 | 0.010 | 0.017 | 0.036 |
| 0.75 | 0.625 | 0.022 | 0.038 | 0.074 |
| 1.00 | 0.875 | 0.092 | 0.158 | 0.232 |
| 1.25 | 1.125 | 0.213 | 0.365 | 0.597 |
| 1.50 | 1.375 | 0.606 | 1.039 | 1.636 |
| 1.75 | 1.625 | 1.526 | 2.617 | 4.253 |
| 2.00 | 1.875 | 3.633 | 6.230 | 10.484 |
| 2.25 | 2.125 | 7.338 | 12.584 | 23.068 |
| 2.50 | 2.375 | 14.435 | 24.756 | 47.824 |
| 2.75 | 2.625 | 19.568 | 33.559 | 81.382 |
| 3.00 | 2.875 | 9.352 | 16.038 | 97.421 |
| 3.25 | 3.125 | 1.298 | 2.226 | 99.647 |
| 3.50 | 3.375 | 0.116 | 0.199 | 99.846 |
| 3.75 | 3.625 | 0.029 | 0.050 | 99.895 |
| 4.00 | 3.875 | 0.054 | 0.093 | 99.988 |
| 5.00 | 4.500 | 0.007 | 0.012 | 100.000 |

| Statistical Results | | | |
|---------------------|----------|---------------|-------------|
| Mean: | 2.4590 | phi | (0.1819 mm) |
| Standard Dev: | 0.3672 | phi-units | (0.7753 mm) |
| Skewness: | -0.8482 | dimensionless | |
| Kurtosis: | 4.9249 | dimensionless | |
| 5th Moment: | -11.1024 | dimensionless | |
| 6th Moment: | 63.9471 | dimensionless | |
| RARD * | 0.1493 | dimensionless | |
| Median | 2.3912 | phi | (0.1906 mm) |

* RARD = reciprocal absolute relative dispersion (see below)

| Statistical Explanation | |
|---|--|
| Calculations based on the Method of Moments | |
| Skewness: 3rd Stand. Moment; Exact Gaussian = 0.0 | |
| Kurtosis: 4th Stand. Moment; Exact Gaussian = 3.0 | |
| For Further Explanation, See Basille et al. 2002 | |
| Millimeter data calculated by $mm = 2^{-(\phi)}$ | |

| Reciprocal Absolute Relative Dispersion (RARD) Scale | |
|--|---------------------------------------|
| < 0.5 | Excellent homogeneity (e.g., beaches) |
| 0.5 to 1.0 | Good homogeneity |
| 1.0 to 1.33 | Fair homogeneity |
| > 1.33 | Poor homogeneity (e.g., glacial) |



CR-34-BB

