

Onshore Grab Sample

Sample: CR-29
Sample Taken By: D. Phelps
Sample Collected On: 1/27/10
Splits? N/A

County: Collier
Latitude: 26° 0' 14.5"
Longitude: 81° 45' 39.3"
Datum: WGS 84
Surf. Elev: N/A
Datum: N/A

Fine Data Summary

Total Sample Weight	69.424 grams
Total Fines in Sample	0.319 grams
Total Percent Fines	0.46 %

Dry Sieving Summary

Total Sample Weight	69.085 grams
Total Digested Weight	36.912 grams
Total Carbonate Weight	32.173 grams
Total Silica %	53.43 %
Total Carbonate %	46.57 %
Carbonate/Silica Ratio	0.872

General Comments:

None

Description

Worked By: M. Ladle

Pre-Digestion Grain Size Distribution

Onshore Grab Sample

Sample: CR-29

Total Sample Mass: 69.085 grams

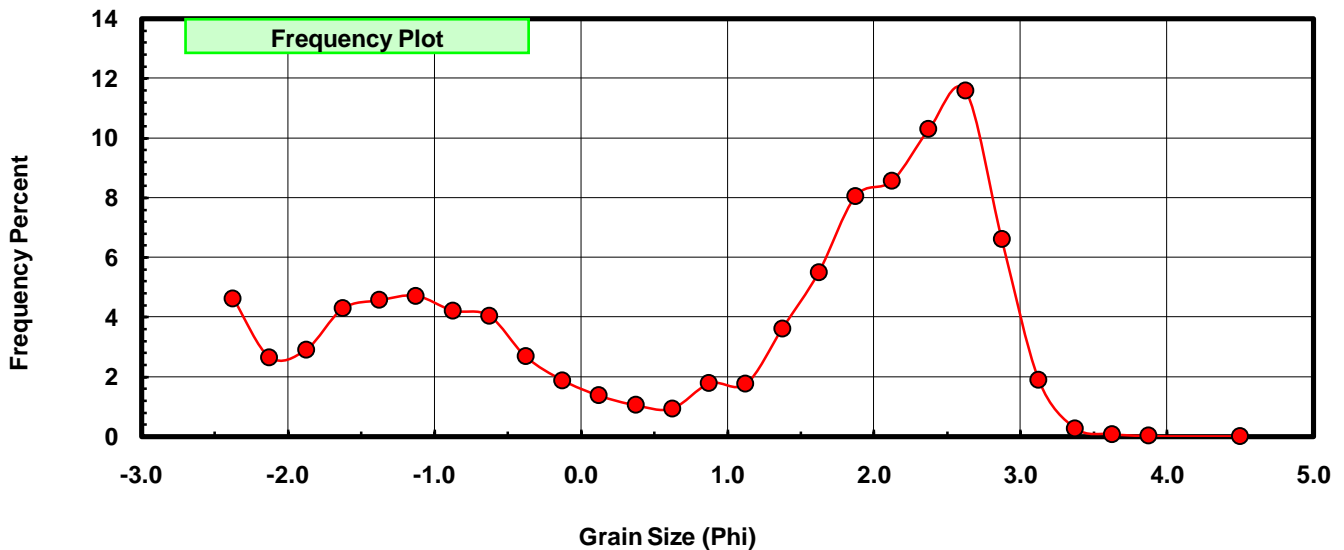
Sieve Size (phi)	Sieve Midpt (phi)	Weight (grams)	Freq Weight %	Cumulative Weight %
-2.25	-2.375	3.195	4.625	4.625
-2.00	-2.125	1.834	2.655	7.279
-1.75	-1.875	2.009	2.908	10.187
-1.50	-1.625	2.964	4.290	14.478
-1.25	-1.375	3.157	4.570	19.048
-1.00	-1.125	3.255	4.712	23.759
-0.75	-0.875	2.915	4.219	27.979
-0.50	-0.625	2.797	4.049	32.027
-0.25	-0.375	1.854	2.684	34.711
0.00	-0.125	1.298	1.879	36.590
0.25	0.125	0.950	1.375	37.965
0.50	0.375	0.726	1.051	39.016
0.75	0.625	0.645	0.934	39.949
1.00	0.875	1.234	1.786	41.736
1.25	1.125	1.214	1.757	43.493
1.50	1.375	2.499	3.617	47.110
1.75	1.625	3.804	5.506	52.616
2.00	1.875	5.558	8.045	60.662
2.25	2.125	5.919	8.568	69.229
2.50	2.375	7.114	10.297	79.527
2.75	2.625	8.005	11.587	91.114
3.00	2.875	4.567	6.611	97.725
3.25	3.125	1.306	1.890	99.615
3.50	3.375	0.187	0.271	99.886
3.75	3.625	0.056	0.081	99.967
4.00	3.875	0.014	0.020	99.987
5.00	4.50	0.009	0.013	100.000

Statistical Results			
Mean:	0.8494	phi	(0.555 mm)
Standard Dev:	1.7893	phi-units	(0.2893 mm)
Skewness:	-0.4634	dimensionless	
Kurtosis:	1.6466	dimensionless	
5th Moment:	-1.5663	dimensionless	
6th Moment:	3.5921	dimensionless	
RARD *	2.1067	dimensionless	
Median	1.5062	phi	(0.352 mm)

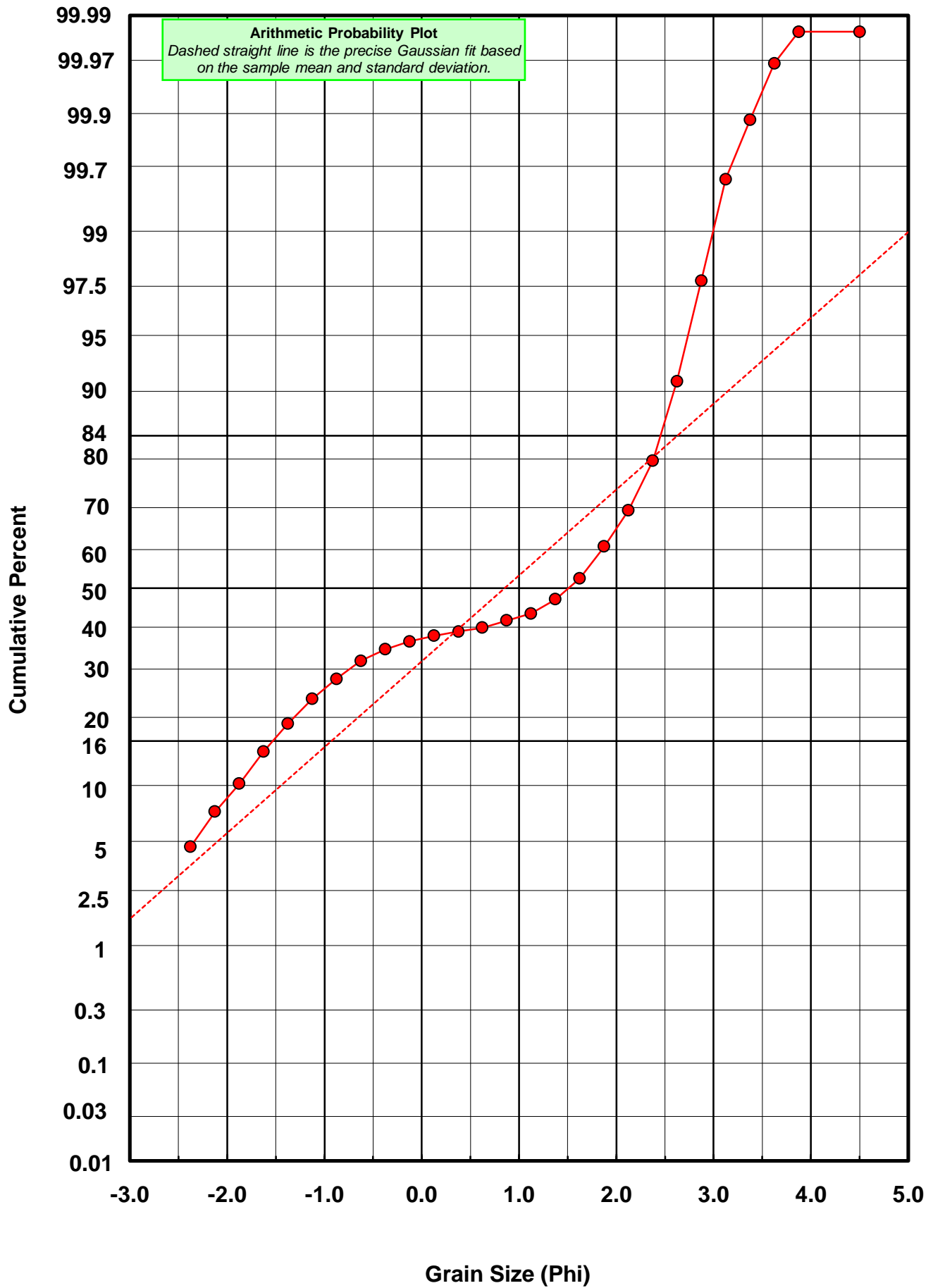
* RARD = reciprocal absolute relative dispersion (see below)

Statistical Explanation	
Calculations based on the Method of Moments	
Skewness: 3rd Stand. Moment; Exact Gaussian = 0.0	
Kurtosis: 4th Stand. Moment; Exact Gaussian = 3.0	
For Further Explanation, See Basille et al. 2002	
Millimeter data calculated by $mm = 2^{-(\phi)}$	

Reciprocal Absolute Relative Dispersion (RARD) Scale	
< 0.5	Excellent homogeneity (e.g., beaches)
0.5 to 1.0	Good homogeneity
1.0 to 1.33	Fair homogeneity
> 1.33	Poor homogeneity (e.g., glacial)



CR-29



Carbonate Grain Size Distribution

Onshore Grab Sample

Sample: CR-29

Total Carbonate Mass: 32.818 grams

% Carbonate: 46.6 %

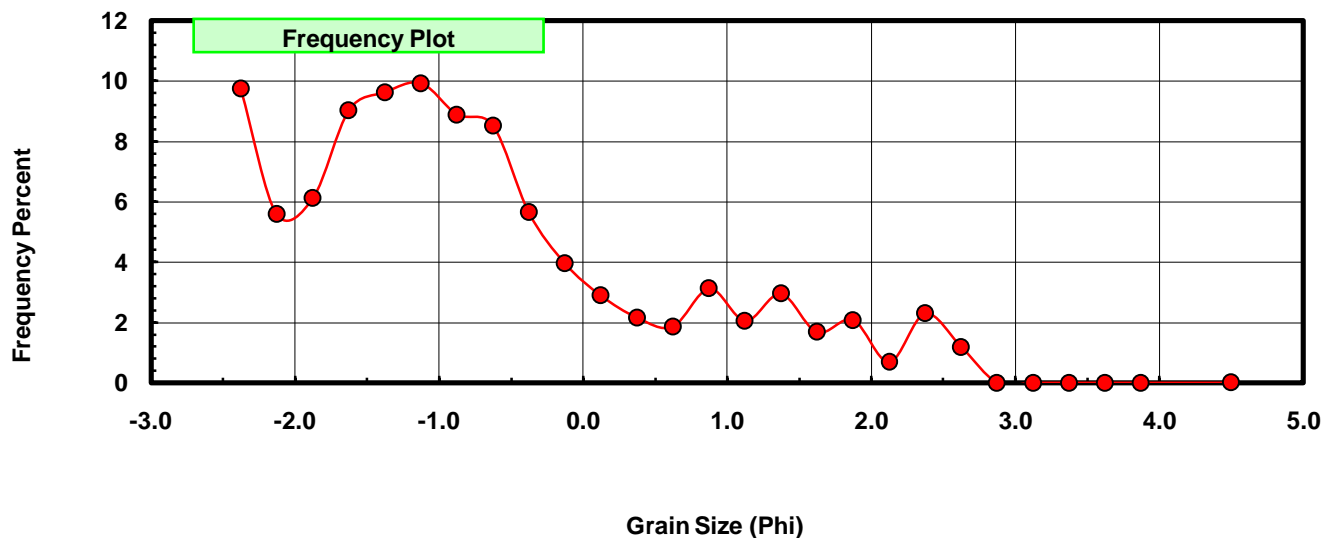
Sieve Size (phi)	Sieve Midpt (phi)	Weight (grams)	Freq Weight %	Cumulative Weight %
-2.25	-2.375	3.195	9.736	9.736
-2.00	-2.125	1.834	5.588	15.324
-1.75	-1.875	2.009	6.122	21.446
-1.50	-1.625	2.964	9.032	30.477
-1.25	-1.375	3.157	9.620	40.097
-1.00	-1.125	3.255	9.918	50.015
-0.75	-0.875	2.915	8.882	58.898
-0.50	-0.625	2.797	8.523	67.420
-0.25	-0.375	1.854	5.649	73.070
0.00	-0.125	1.298	3.955	77.025
0.25	0.125	0.950	2.895	79.920
0.50	0.375	0.708	2.157	82.077
0.75	0.625	0.610	1.859	83.936
1.00	0.875	1.025	3.123	87.059
1.25	1.125	0.674	2.054	89.113
1.50	1.375	0.970	2.956	92.068
1.75	1.625	0.553	1.685	93.753
2.00	1.875	0.682	2.078	95.832
2.25	2.125	0.225	0.686	96.517
2.50	2.375	0.754	2.298	98.815
2.75	2.625	0.387	1.179	99.994
3.00	2.875	0.000	0.000	99.994
3.25	3.125	0.000	0.000	99.994
3.50	3.375	0.000	0.000	99.994
3.75	3.625	0.000	0.000	99.994
4.00	3.875	0.000	0.000	99.994
5.00	4.500	0.002	0.006	100.000

Statistical Results			
Mean:	-0.7314	phi	(1.6602 mm)
Standard Dev:	1.2905	phi-units	(0.4088 mm)
Skewness:	0.8457	dimensionless	
Kurtosis:	2.9265	dimensionless	
5th Moment:	5.0255	dimensionless	
6th Moment:	13.0667	dimensionless	
RARD *	1.7645	dimensionless	
Median	-1.1254	phi	(2.1816 mm)

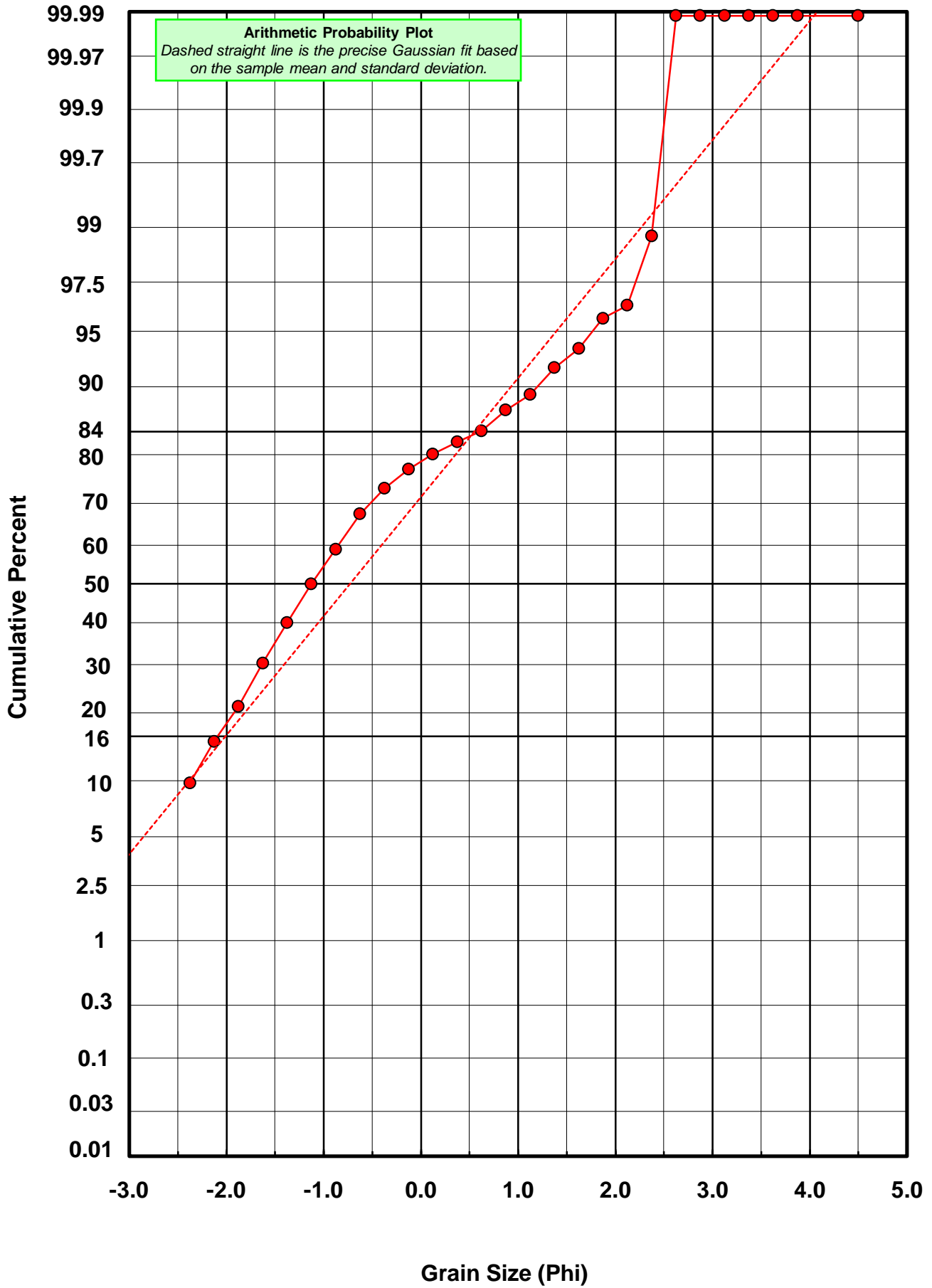
* RARD = reciprocal absolute relative dispersion (see below)

Statistical Explanation	
Calculations based on the Method of Moments	
Skewness: 3rd Stand. Moment; Exact Gaussian = 0.0	
Kurtosis: 4th Stand. Moment; Exact Gaussian = 3.0	
For Further Explanation, See Basille et al. 2002	
Millimeter data calculated by $mm = 2^{(-\phi)}$	

Reciprocal Absolute Relative Dispersion (RARD) Scale	
< 0.5	Excellent homogeneity (e.g., beaches)
0.5 to 1.0	Good homogeneity
1.0 to 1.33	Fair homogeneity
> 1.33	Poor homogeneity (e.g., glacial)



CR-29



Post-Digestion Grain Size Distribution

Onshore Grab Sample

Sample: CR-29

Total Digested Mass: 36.912 grams

% Silica: 53.4 %

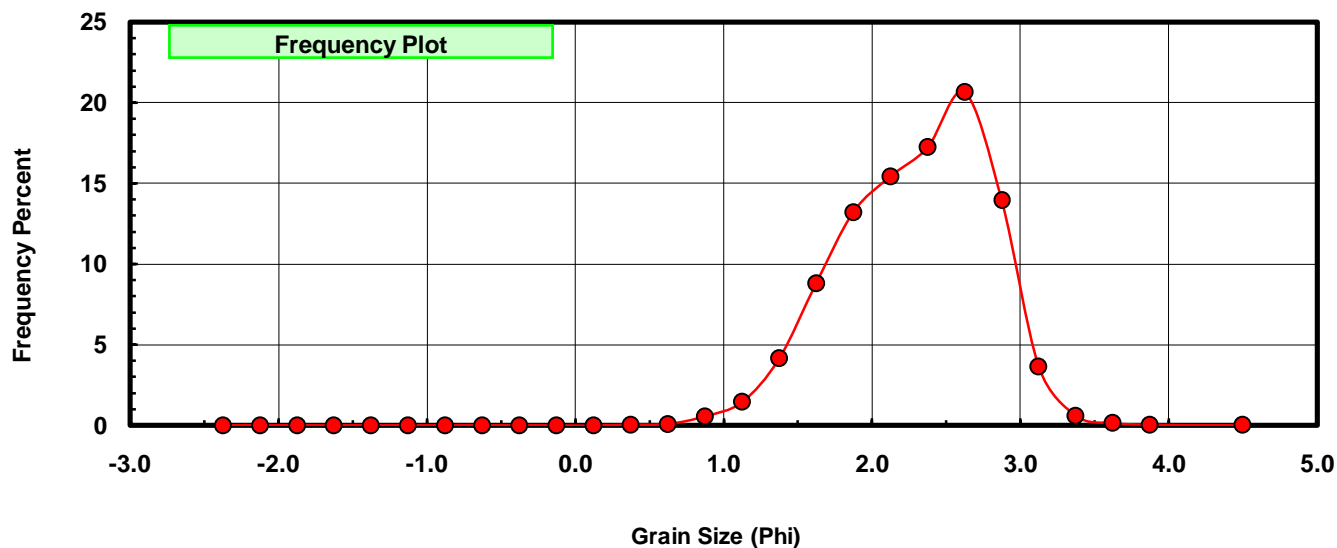
Sieve Size (phi)	Sieve Midpt (phi)	Weight (grams)	Freq Weight %	Cumulative Weight %
-2.25	-2.375	0.000	0.000	0.000
-2.00	-2.125	0.000	0.000	0.000
-1.75	-1.875	0.000	0.000	0.000
-1.50	-1.625	0.000	0.000	0.000
-1.25	-1.375	0.000	0.000	0.000
-1.00	-1.125	0.000	0.000	0.000
-0.75	-0.875	0.000	0.000	0.000
-0.50	-0.625	0.000	0.000	0.000
-0.25	-0.375	0.000	0.000	0.000
0.00	-0.125	0.000	0.000	0.000
0.25	0.125	0.000	0.000	0.000
0.50	0.375	0.018	0.049	0.049
0.75	0.625	0.035	0.095	0.144
1.00	0.875	0.209	0.566	0.710
1.25	1.125	0.540	1.463	2.173
1.50	1.375	1.529	4.142	6.315
1.75	1.625	3.251	8.807	15.122
2.00	1.875	4.876	13.210	28.332
2.25	2.125	5.694	15.426	43.758
2.50	2.375	6.360	17.230	60.988
2.75	2.625	7.618	20.638	81.627
3.00	2.875	5.141	13.928	95.554
3.25	3.125	1.340	3.630	99.185
3.50	3.375	0.222	0.601	99.786
3.75	3.625	0.057	0.154	99.940
4.00	3.875	0.015	0.041	99.981
5.00	4.500	0.007	0.019	100.000

Statistical Results			
Mean:	2.2909	phi	(0.2043 mm)
Standard Dev:	0.5022	phi-units	(0.706 mm)
Skewness:	-0.3531	dimensionless	
Kurtosis:	2.7611	dimensionless	
5th Moment:	-2.3767	dimensionless	
6th Moment:	14.3916	dimensionless	
RARD *	0.2192	dimensionless	
Median	2.2156	phi	(0.2153 mm)

* RARD = reciprocal absolute relative dispersion (see below)

Statistical Explanation	
Calculations based on the Method of Moments	
Skewness: 3rd Stand. Moment; Exact Gaussian = 0.0	
Kurtosis: 4th Stand. Moment; Exact Gaussian = 3.0	
For Further Explanation, See Basille et al. 2002	
Millimeter data calculated by $mm = 2^{-(\phi)}$	

Reciprocal Absolute Relative Dispersion (RARD) Scale	
< 0.5	Excellent homogeneity (e.g., beaches)
0.5 to 1.0	Good homogeneity
1.0 to 1.33	Fair homogeneity
> 1.33	Poor homogeneity (e.g., glacial)



CR-29

