

Onshore Grab Sample

Sample: CR-28
Sample Taken By: D. Phelps
Sample Collected On: 1/27/10
Splits? N/A

County: Collier
Latitude: 26° 1' 2.5"
Longitude: 81° 45' 59.1"
Datum: WGS 84
Surf. Elev: N/A
Datum: N/A

Fine Data Summary

Total Sample Weight	77.649 grams
Total Fines in Sample	0.263 grams
Total Percent Fines	0.34 %

Dry Sieving Summary

Total Sample Weight	77.438 grams
Total Digested Weight	31.286 grams
Total Carbonate Weight	46.152 grams
Total Silica %	40.40 %
Total Carbonate %	59.60 %
Carbonate/Silica Ratio	1.475

General Comments:

None

Description

Worked By: M. Ladle

Pre-Digestion Grain Size Distribution

Onshore Grab Sample

Sample: CR-28

Total Sample Mass: 77.438 grams

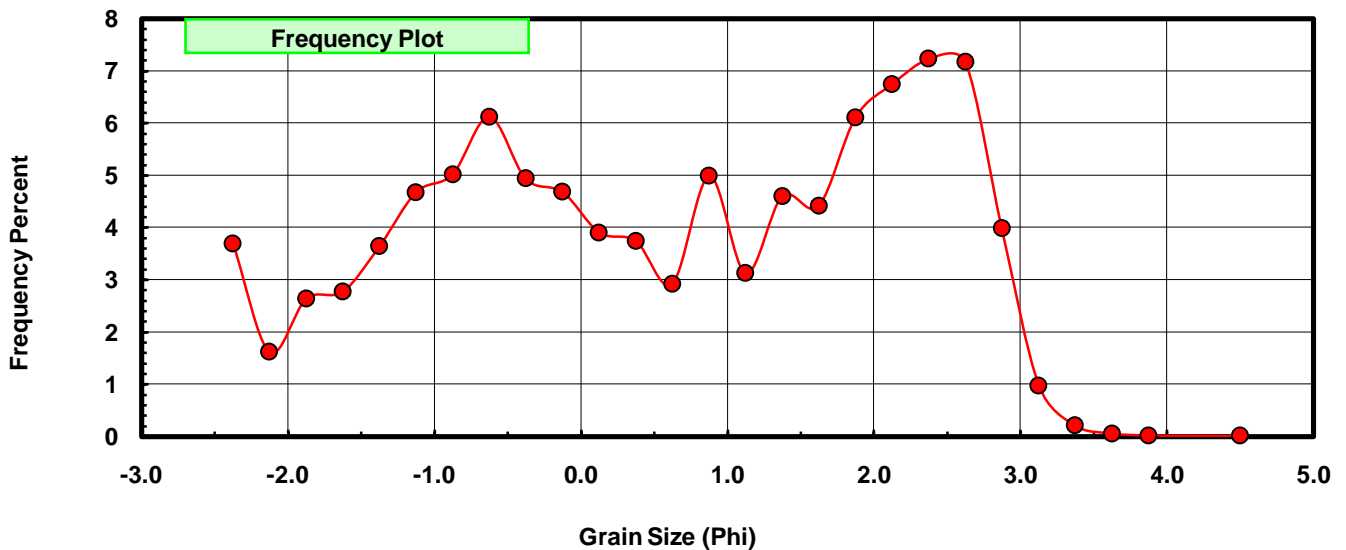
Sieve Size (phi)	Sieve Midpt (phi)	Weight (grams)	Freq Weight %	Cumulative Weight %
-2.25	-2.375	2.859	3.692	3.692
-2.00	-2.125	1.256	1.622	5.314
-1.75	-1.875	2.040	2.634	7.948
-1.50	-1.625	2.147	2.773	10.721
-1.25	-1.375	2.823	3.645	14.366
-1.00	-1.125	3.620	4.675	19.041
-0.75	-0.875	3.886	5.018	24.059
-0.50	-0.625	4.740	6.121	30.180
-0.25	-0.375	3.822	4.936	35.116
0.00	-0.125	3.626	4.682	39.798
0.25	0.125	3.023	3.904	43.702
0.50	0.375	2.899	3.744	47.446
0.75	0.625	2.263	2.922	50.368
1.00	0.875	3.860	4.985	55.353
1.25	1.125	2.420	3.125	58.478
1.50	1.375	3.564	4.602	63.080
1.75	1.625	3.419	4.415	67.495
2.00	1.875	4.726	6.103	73.598
2.25	2.125	5.225	6.747	80.346
2.50	2.375	5.600	7.232	87.577
2.75	2.625	5.549	7.166	94.743
3.00	2.875	3.083	3.981	98.724
3.25	3.125	0.754	0.974	99.698
3.50	3.375	0.164	0.212	99.910
3.75	3.625	0.043	0.056	99.965
4.00	3.875	0.016	0.021	99.986
5.00	4.50	0.011	0.014	100.000

Statistical Results			
Mean:	0.5983	phi	(0.6605 mm)
Standard Dev:	1.5814	phi-units	(0.3342 mm)
Skewness:	-0.1828	dimensionless	
Kurtosis:	1.7917	dimensionless	
5th Moment:	-0.8836	dimensionless	
6th Moment:	4.1650	dimensionless	
RARD *	2.6432	dimensionless	
Median	0.5935	phi	(0.6627 mm)

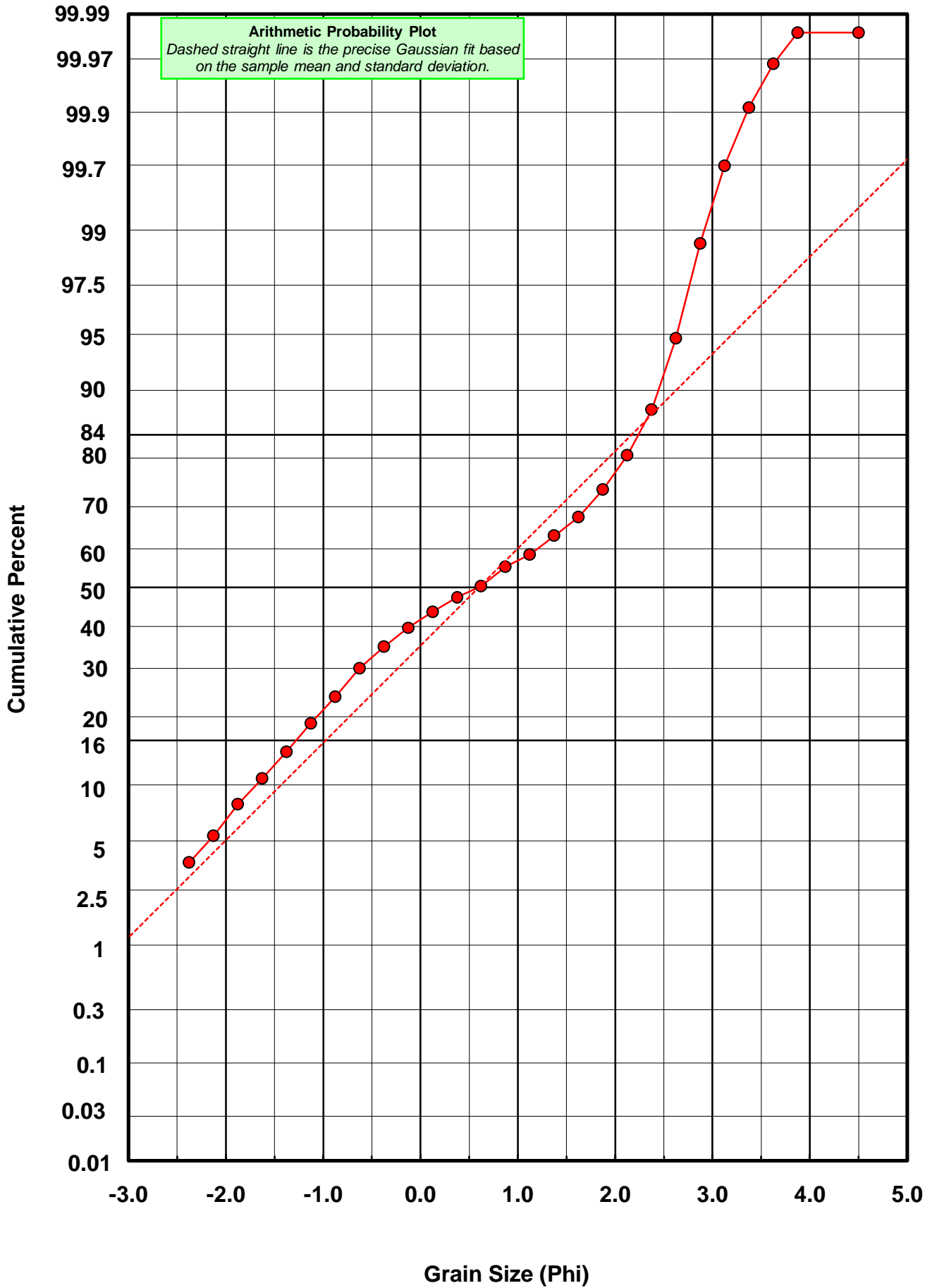
* RARD = reciprocal absolute relative dispersion (see below)

Statistical Explanation	
Calculations based on the Method of Moments	
Skewness: 3rd Stand. Moment; Exact Gaussian = 0.0	
Kurtosis: 4th Stand. Moment; Exact Gaussian = 3.0	
For Further Explanation, See Basille et al. 2002	
Millimeter data calculated by $mm = 2^{(-phi)}$	

Reciprocal Absolute Relative Dispersion (RARD) Scale	
< 0.5	Excellent homogeneity (e.g., beaches)
0.5 to 1.0	Good homogeneity
1.0 to 1.33	Fair homogeneity
> 1.33	Poor homogeneity (e.g., glacial)



CR-28



Carbonate Grain Size Distribution

Onshore Grab Sample

Sample: CR-28

Total Carbonate Mass: 46.894 grams

% Carbonate: 59.6 %

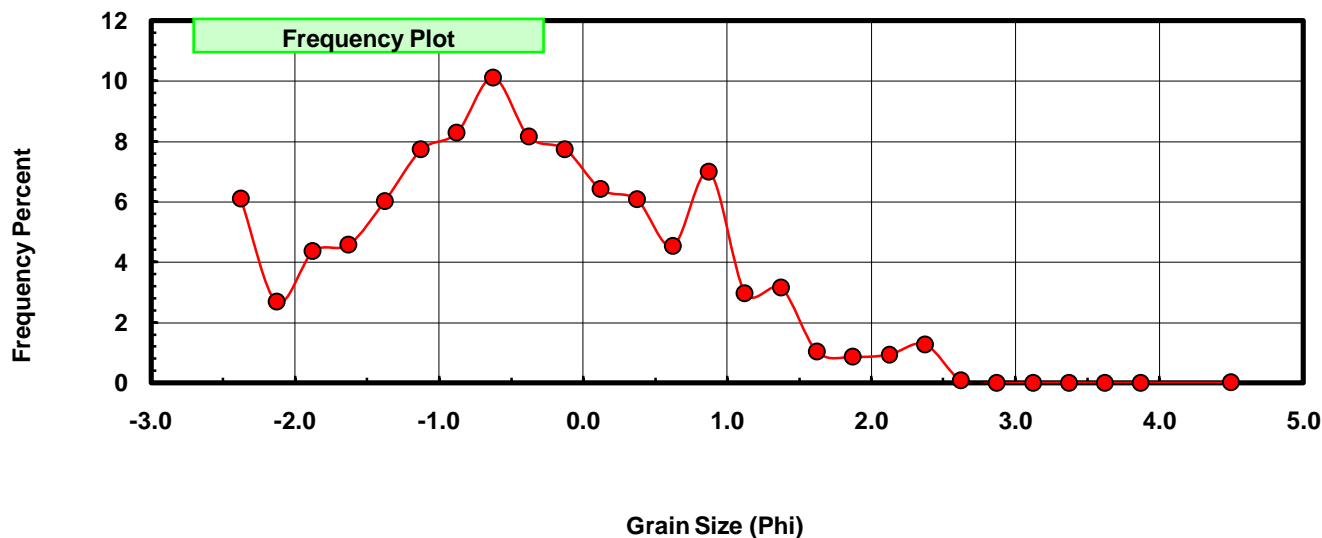
Sieve Size (phi)	Sieve Midpt (phi)	Weight (grams)	Freq Weight %	Cumulative Weight %
-2.25	-2.375	2.859	6.097	6.097
-2.00	-2.125	1.256	2.678	8.775
-1.75	-1.875	2.040	4.350	13.125
-1.50	-1.625	2.147	4.578	17.704
-1.25	-1.375	2.823	6.020	23.724
-1.00	-1.125	3.620	7.720	31.443
-0.75	-0.875	3.886	8.287	39.730
-0.50	-0.625	4.740	10.108	49.838
-0.25	-0.375	3.822	8.150	57.988
0.00	-0.125	3.626	7.732	65.721
0.25	0.125	3.005	6.408	72.129
0.50	0.375	2.846	6.069	78.198
0.75	0.625	2.124	4.529	82.727
1.00	0.875	3.272	6.977	89.704
1.25	1.125	1.392	2.968	92.673
1.50	1.375	1.478	3.152	95.825
1.75	1.625	0.487	1.039	96.863
2.00	1.875	0.403	0.859	97.723
2.25	2.125	0.435	0.928	98.650
2.50	2.375	0.597	1.273	99.923
2.75	2.625	0.033	0.070	99.994
3.00	2.875	0.000	0.000	99.994
3.25	3.125	0.000	0.000	99.994
3.50	3.375	0.000	0.000	99.994
3.75	3.625	0.000	0.000	99.994
4.00	3.875	0.000	0.000	99.994
5.00	4.500	0.003	0.006	100.000

Statistical Results			
Mean:	-0.4213	phi	(1.3391 mm)
Standard Dev:	1.1273	phi-units	(0.4578 mm)
Skewness:	0.2162	dimensionless	
Kurtosis:	2.4958	dimensionless	
5th Moment:	1.7212	dimensionless	
6th Moment:	9.2782	dimensionless	
RARD *	2.6758	dimensionless	
Median	-0.6200	phi	(1.5369 mm)

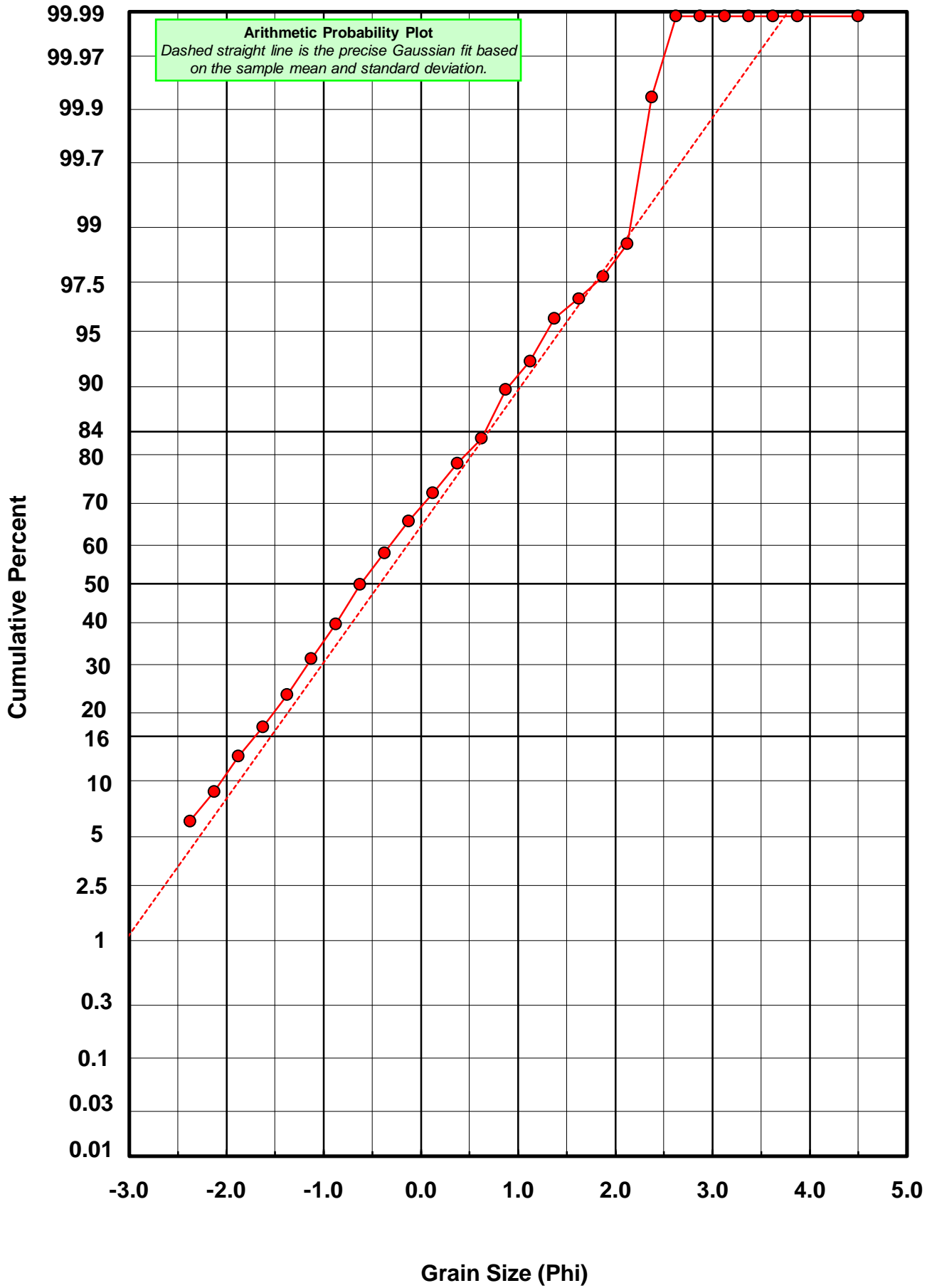
* RARD = reciprocal absolute relative dispersion (see below)

Statistical Explanation	
Calculations based on the Method of Moments	
Skewness: 3rd Stand. Moment; Exact Gaussian = 0.0	
Kurtosis: 4th Stand. Moment; Exact Gaussian = 3.0	
For Further Explanation, See Basille et al. 2002	
Millimeter data calculated by $mm = 2^{-(\phi)}$	

Reciprocal Absolute Relative Dispersion (RARD) Scale	
< 0.5	Excellent homogeneity (e.g., beaches)
0.5 to 1.0	Good homogeneity
1.0 to 1.33	Fair homogeneity
> 1.33	Poor homogeneity (e.g., glacial)



CR-28



Post-Digestion Grain Size Distribution

Onshore Grab Sample

Sample: CR-28

Total Digested Mass: 31.286 grams

% Silica: 40.4 %

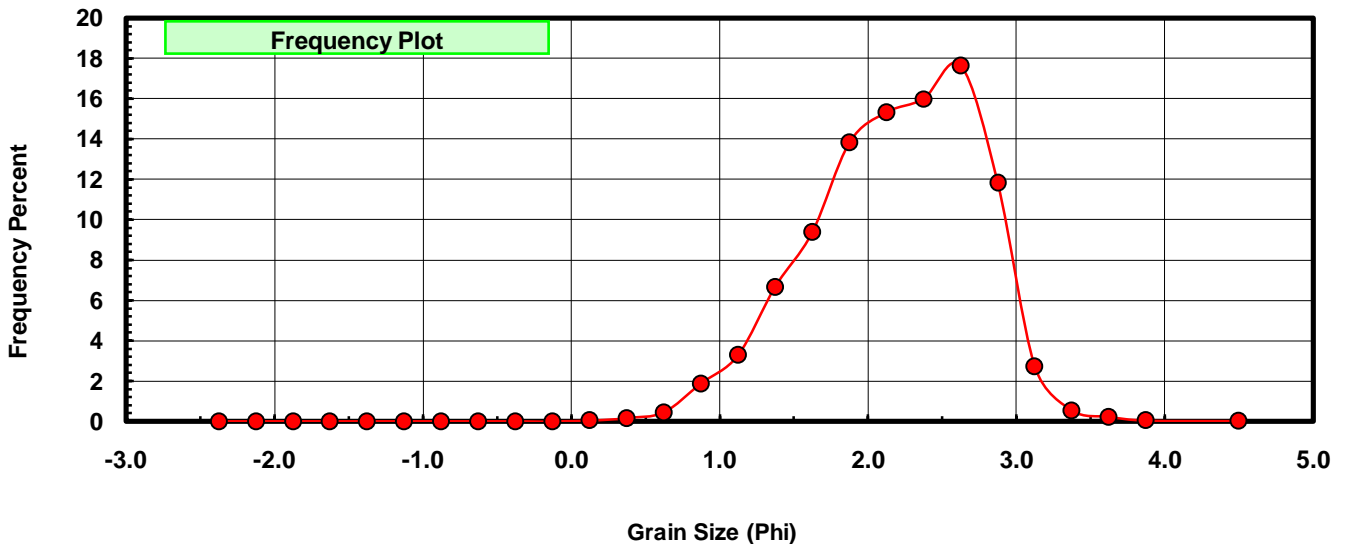
Sieve Size (phi)	Sieve Midpt (phi)	Weight (grams)	Freq Weight %	Cumulative Weight %
-2.25	-2.375	0.000	0.000	0.000
-2.00	-2.125	0.000	0.000	0.000
-1.75	-1.875	0.000	0.000	0.000
-1.50	-1.625	0.000	0.000	0.000
-1.25	-1.375	0.000	0.000	0.000
-1.00	-1.125	0.000	0.000	0.000
-0.75	-0.875	0.000	0.000	0.000
-0.50	-0.625	0.000	0.000	0.000
-0.25	-0.375	0.000	0.000	0.000
0.00	-0.125	0.000	0.000	0.000
0.25	0.125	0.018	0.058	0.058
0.50	0.375	0.053	0.169	0.227
0.75	0.625	0.139	0.444	0.671
1.00	0.875	0.588	1.879	2.551
1.25	1.125	1.028	3.286	5.836
1.50	1.375	2.086	6.668	12.504
1.75	1.625	2.932	9.372	21.876
2.00	1.875	4.323	13.818	35.693
2.25	2.125	4.790	15.310	51.004
2.50	2.375	5.003	15.991	66.995
2.75	2.625	5.516	17.631	84.626
3.00	2.875	3.697	11.817	96.442
3.25	3.125	0.848	2.710	99.153
3.50	3.375	0.170	0.543	99.696
3.75	3.625	0.071	0.227	99.923
4.00	3.875	0.016	0.051	99.974
5.00	4.500	0.008	0.026	100.000

Statistical Results			
Mean:	2.1820	phi	(0.2204 mm)
Standard Dev:	0.5661	phi-units	(0.6754 mm)
Skewness:	-0.3847	dimensionless	
Kurtosis:	2.7852	dimensionless	
5th Moment:	-2.5586	dimensionless	
6th Moment:	14.0564	dimensionless	
RARD *	0.2595	dimensionless	
Median	2.1086	phi	(0.2319 mm)

* RARD = reciprocal absolute relative dispersion (see below)

Statistical Explanation	
Calculations based on the Method of Moments	
Skewness: 3rd Stand. Moment; Exact Gaussian = 0.0	
Kurtosis: 4th Stand. Moment; Exact Gaussian = 3.0	
For Further Explanation, See Basille et al. 2002	
Millimeter data calculated by $mm = 2^{-(\phi)}$	

Reciprocal Absolute Relative Dispersion (RARD) Scale	
< 0.5	Excellent homogeneity (e.g., beaches)
0.5 to 1.0	Good homogeneity
1.0 to 1.33	Fair homogeneity
> 1.33	Poor homogeneity (e.g., glacial)



CR-28

