

Onshore Grab Sample

Sample: CR-24
Sample Taken By: D. Phelps
Sample Collected On: 1/27/10
Splits? N/A

County: Collier
Latitude: 26° 4' .3"
Longitude: 81° 47' 25.2"
Datum: WGS 84
Surf. Elev: N/A
Datum: N/A

Fine Data Summary

Total Sample Weight	70.106 grams
Total Fines in Sample	0.220 grams
Total Percent Fines	0.31 %

Dry Sieving Summary

Total Sample Weight	69.928 grams
Total Digested Weight	53.299 grams
Total Carbonate Weight	16.629 grams
Total Silica %	76.22 %
Total Carbonate %	23.78 %
Carbonate/Silica Ratio	0.312

General Comments:

None

Description

Worked By: M. Ladle

Pre-Digestion Grain Size Distribution

Onshore Grab Sample

Sample: CR-24

Total Sample Mass: 69.928 grams

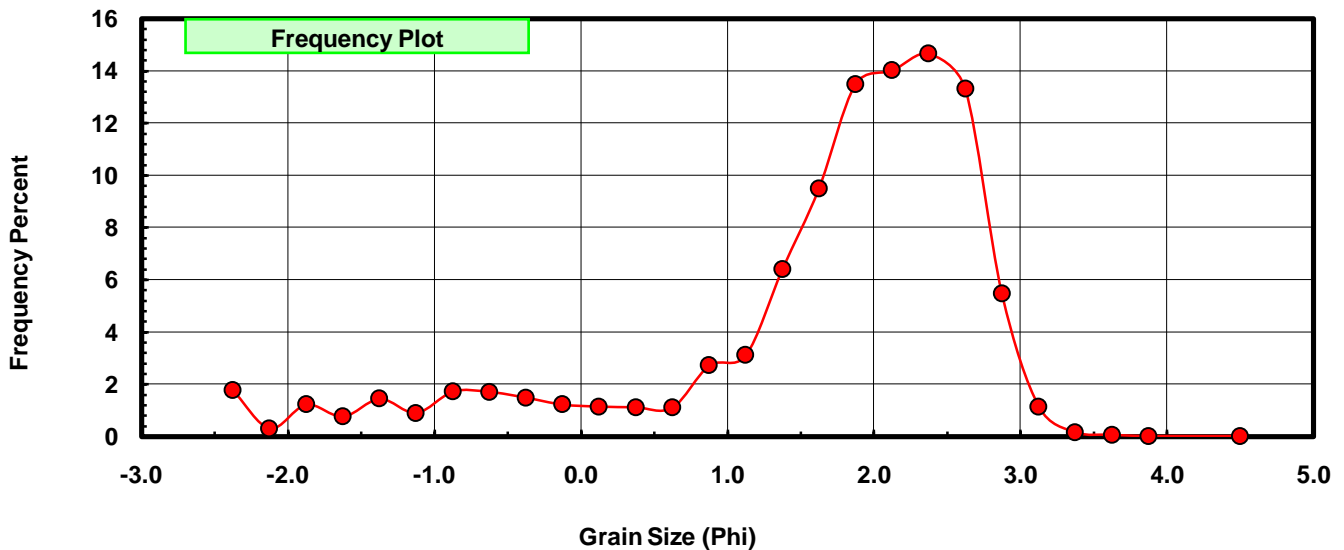
Sieve Size (phi)	Sieve Midpt (phi)	Weight (grams)	Freq Weight %	Cumulative Weight %
-2.25	-2.375	1.236	1.768	1.768
-2.00	-2.125	0.221	0.316	2.084
-1.75	-1.875	0.862	1.233	3.316
-1.50	-1.625	0.535	0.765	4.081
-1.25	-1.375	1.011	1.446	5.527
-1.00	-1.125	0.629	0.899	6.427
-0.75	-0.875	1.200	1.716	8.143
-0.50	-0.625	1.193	1.706	9.849
-0.25	-0.375	1.042	1.490	11.339
0.00	-0.125	0.858	1.227	12.566
0.25	0.125	0.800	1.144	13.710
0.50	0.375	0.783	1.120	14.830
0.75	0.625	0.773	1.105	15.935
1.00	0.875	1.905	2.724	18.659
1.25	1.125	2.178	3.115	21.774
1.50	1.375	4.475	6.399	28.173
1.75	1.625	6.629	9.480	37.653
2.00	1.875	9.425	13.478	51.131
2.25	2.125	9.798	14.012	65.143
2.50	2.375	10.251	14.659	79.802
2.75	2.625	9.308	13.311	93.113
3.00	2.875	3.835	5.484	98.597
3.25	3.125	0.796	1.138	99.735
3.50	3.375	0.116	0.166	99.901
3.75	3.625	0.046	0.066	99.967
4.00	3.875	0.014	0.020	99.987
5.00	4.50	0.009	0.013	100.000

Statistical Results			
Mean:	1.6170	phi	(0.326 mm)
Standard Dev:	1.2375	phi-units	(0.4241 mm)
Skewness:	-1.5986	dimensionless	
Kurtosis:	4.9454	dimensionless	
5th Moment:	-12.9797	dimensionless	
6th Moment:	37.8819	dimensionless	
RARD *	0.7653	dimensionless	
Median	1.8540	phi	(0.2766 mm)

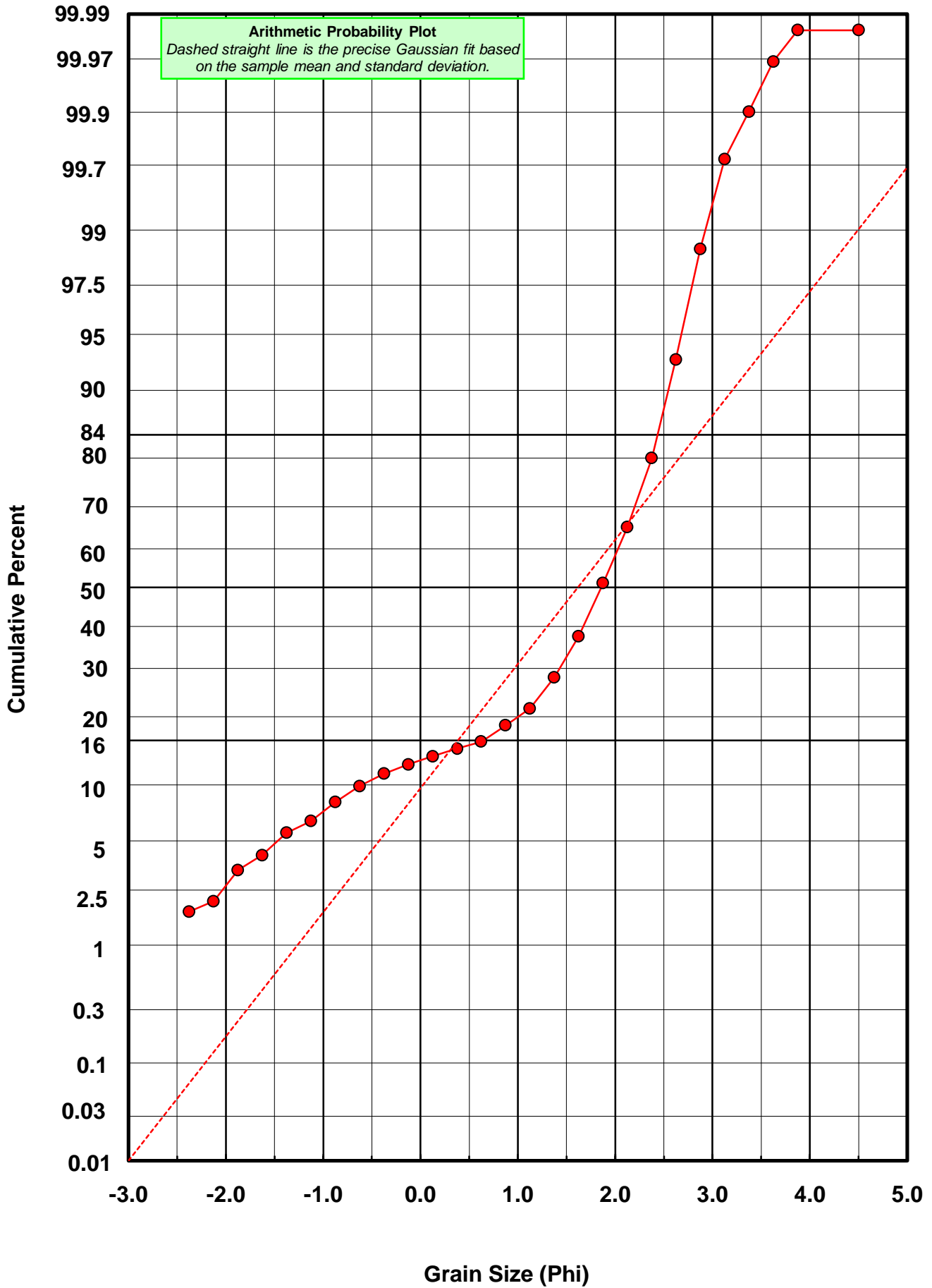
* RARD = reciprocal absolute relative dispersion (see below)

Statistical Explanation	
Calculations based on the Method of Moments	
Skewness: 3rd Stand. Moment; Exact Gaussian = 0.0	
Kurtosis: 4th Stand. Moment; Exact Gaussian = 3.0	
For Further Explanation, See Basille et al. 2002	
Millimeter data calculated by $mm = 2^{(-phi)}$	

Reciprocal Absolute Relative Dispersion (RARD) Scale	
< 0.5	Excellent homogeneity (e.g., beaches)
0.5 to 1.0	Good homogeneity
1.0 to 1.33	Fair homogeneity
> 1.33	Poor homogeneity (e.g., glacial)



CR-24



Carbonate Grain Size Distribution

Onshore Grab Sample

Sample: CR-24

Total Carbonate Mass: 17.549 grams

% Carbonate: 23.8 %

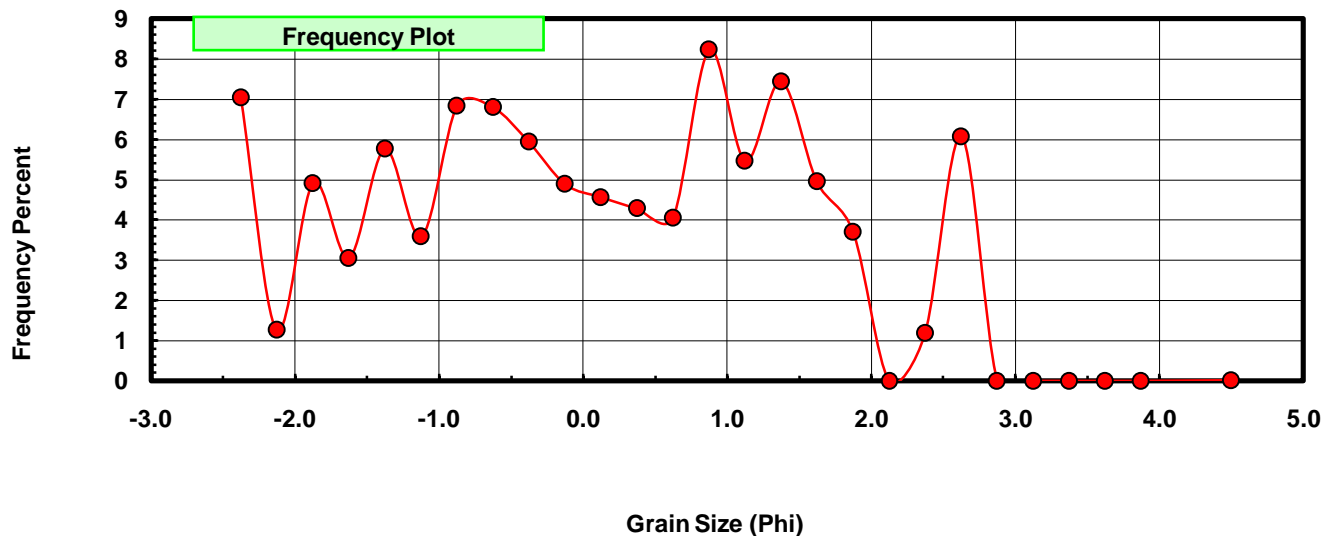
Sieve Size (phi)	Sieve Midpt (phi)	Weight (grams)	Freq Weight %	Cumulative Weight %
-2.25	-2.375	1.236	7.043	7.043
-2.00	-2.125	0.221	1.259	8.302
-1.75	-1.875	0.862	4.912	13.214
-1.50	-1.625	0.535	3.049	16.263
-1.25	-1.375	1.011	5.761	22.024
-1.00	-1.125	0.629	3.584	25.608
-0.75	-0.875	1.200	6.838	32.446
-0.50	-0.625	1.193	6.798	39.244
-0.25	-0.375	1.042	5.938	45.182
0.00	-0.125	0.858	4.889	50.071
0.25	0.125	0.800	4.559	54.630
0.50	0.375	0.752	4.285	58.915
0.75	0.625	0.710	4.046	62.961
1.00	0.875	1.443	8.223	71.184
1.25	1.125	0.959	5.465	76.648
1.50	1.375	1.305	7.436	84.085
1.75	1.625	0.869	4.952	89.036
2.00	1.875	0.649	3.698	92.735
2.25	2.125	0.000	0.000	92.735
2.50	2.375	0.208	1.185	93.920
2.75	2.625	1.065	6.069	99.989
3.00	2.875	0.000	0.000	99.989
3.25	3.125	0.000	0.000	99.989
3.50	3.375	0.000	0.000	99.989
3.75	3.625	0.000	0.000	99.989
4.00	3.875	0.000	0.000	99.989
5.00	4.500	0.002	0.011	100.000

Statistical Results			
Mean:	0.0346	phi	(0.9763 mm)
Standard Dev:	1.4533	phi-units	(0.3652 mm)
Skewness:	0.0240	dimensionless	
Kurtosis:	1.9312	dimensionless	
5th Moment:	0.2371	dimensionless	
6th Moment:	4.7992	dimensionless	
RARD *	42.0086	dimensionless	
Median	-0.1286	phi	(1.0933 mm)

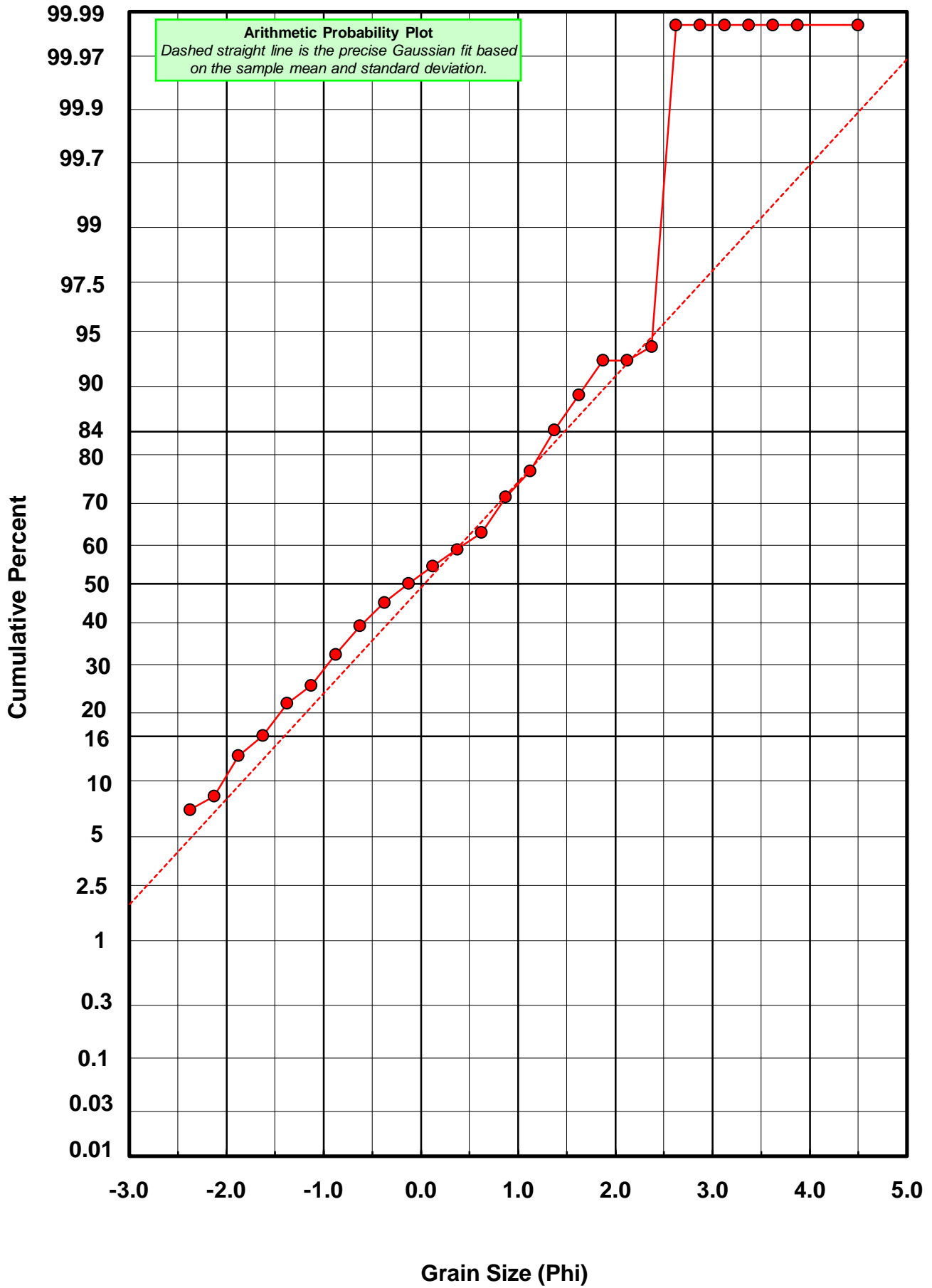
* RARD = reciprocal absolute relative dispersion (see below)

Statistical Explanation	
Calculations based on the Method of Moments	
Skewness: 3rd Stand. Moment; Exact Gaussian = 0.0	
Kurtosis: 4th Stand. Moment; Exact Gaussian = 3.0	
For Further Explanation, See Basille et al. 2002	
Millimeter data calculated by $mm = 2^{-(\phi)}$	

Reciprocal Absolute Relative Dispersion (RARD) Scale	
< 0.5	Excellent homogeneity (e.g., beaches)
0.5 to 1.0	Good homogeneity
1.0 to 1.33	Fair homogeneity
> 1.33	Poor homogeneity (e.g., glacial)



CR-24



Post-Digestion Grain Size Distribution

Onshore Grab Sample

Sample: CR-24

Total Digested Mass: 53.299 grams

% Silica: 76.2 %

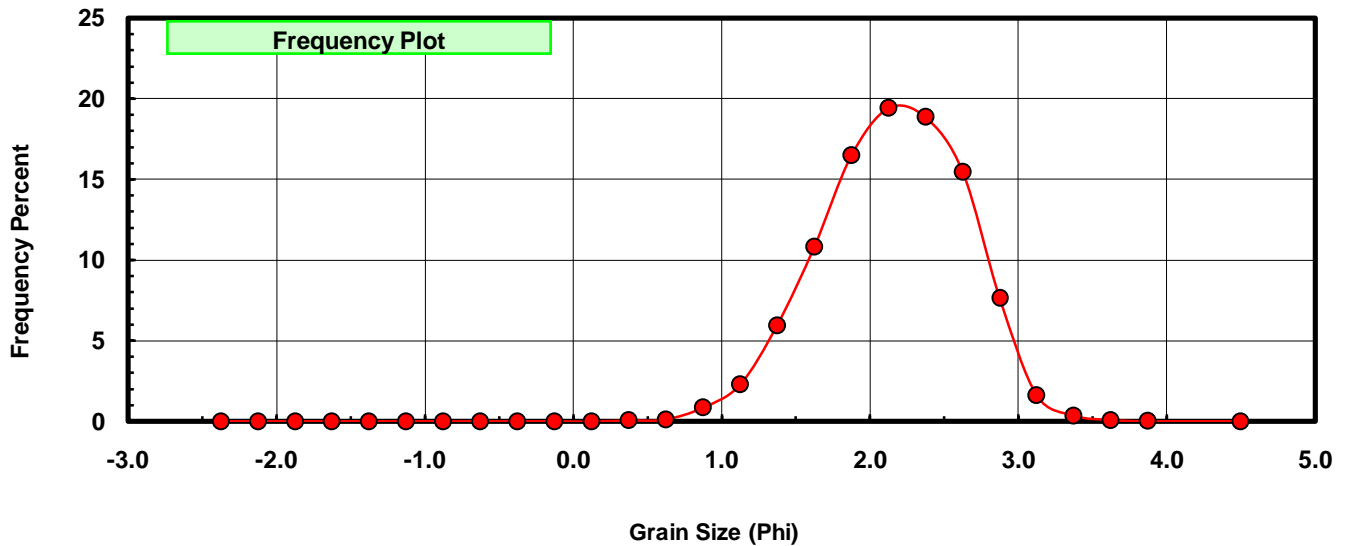
Sieve Size (phi)	Sieve Midpt (phi)	Weight (grams)	Freq Weight %	Cumulative Weight %
-2.25	-2.375	0.000	0.000	0.000
-2.00	-2.125	0.000	0.000	0.000
-1.75	-1.875	0.000	0.000	0.000
-1.50	-1.625	0.000	0.000	0.000
-1.25	-1.375	0.000	0.000	0.000
-1.00	-1.125	0.000	0.000	0.000
-0.75	-0.875	0.000	0.000	0.000
-0.50	-0.625	0.000	0.000	0.000
-0.25	-0.375	0.000	0.000	0.000
0.00	-0.125	0.000	0.000	0.000
0.25	0.125	0.000	0.000	0.000
0.50	0.375	0.031	0.058	0.058
0.75	0.625	0.063	0.118	0.176
1.00	0.875	0.462	0.867	1.043
1.25	1.125	1.219	2.287	3.330
1.50	1.375	3.170	5.948	9.278
1.75	1.625	5.760	10.807	20.085
2.00	1.875	8.776	16.466	36.550
2.25	2.125	10.344	19.407	55.958
2.50	2.375	10.043	18.843	74.801
2.75	2.625	8.243	15.466	90.266
3.00	2.875	4.067	7.631	97.897
3.25	3.125	0.863	1.619	99.516
3.50	3.375	0.189	0.355	99.871
3.75	3.625	0.048	0.090	99.961
4.00	3.875	0.014	0.026	99.987
5.00	4.500	0.007	0.013	100.000

Statistical Results			
Mean:	2.1531	phi	(0.2248 mm)
Standard Dev:	0.4836	phi-units	(0.7152 mm)
Skewness:	-0.2132	dimensionless	
Kurtosis:	2.8664	dimensionless	
5th Moment:	-1.3781	dimensionless	
6th Moment:	15.1169	dimensionless	
RARD *	0.2246	dimensionless	
Median	2.0483	phi	(0.2418 mm)

* RARD = reciprocal absolute relative dispersion (see below)

Statistical Explanation	
Calculations based on the Method of Moments	
Skewness: 3rd Stand. Moment; Exact Gaussian = 0.0	
Kurtosis: 4th Stand. Moment; Exact Gaussian = 3.0	
For Further Explanation, See Basille et al. 2002	
Millimeter data calculated by $mm = 2^{-(\phi)}$	

Reciprocal Absolute Relative Dispersion (RARD) Scale	
< 0.5	Excellent homogeneity (e.g., beaches)
0.5 to 1.0	Good homogeneity
1.0 to 1.33	Fair homogeneity
> 1.33	Poor homogeneity (e.g., glacial)



CR-24

