

Onshore Grab Sample

Sample: CR-23
Sample Taken By: D. Phelps
Sample Collected On: 1/27/10
Splits? N/A

County: Collier
Latitude: 26° 4' 46.6"
Longitude: 81° 47' 44"
Datum: WGS 84
Surf. Elev: N/A
Datum: N/A

Fine Data Summary

Total Sample Weight	67.364 grams
Total Fines in Sample	0.284 grams
Total Percent Fines	0.42 %

Dry Sieving Summary

Total Sample Weight	67.077 grams
Total Digested Weight	42.744 grams
Total Carbonate Weight	24.333 grams
Total Silica %	63.72 %
Total Carbonate %	36.28 %
Carbonate/Silica Ratio	0.569

General Comments:

None

Description

Worked By: M. Ladle

Pre-Digestion Grain Size Distribution

Onshore Grab Sample

Sample: CR-23

Total Sample Mass: 67.077 grams

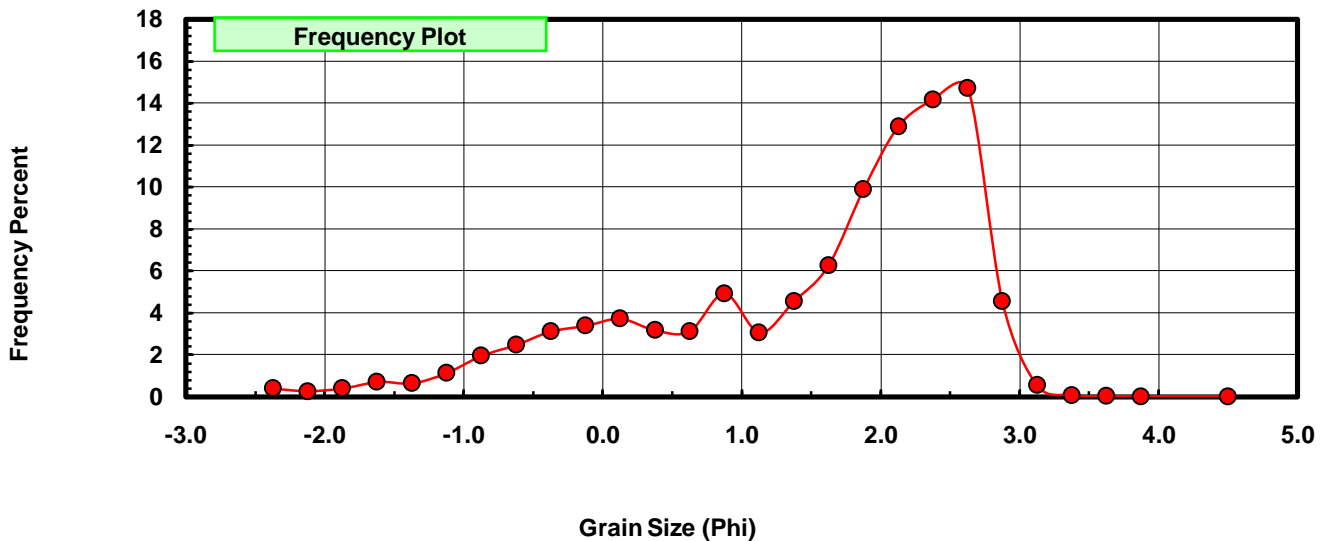
Sieve Size (phi)	Sieve Midpt (phi)	Weight (grams)	Freq Weight %	Cumulative Weight %
-2.25	-2.375	0.265	0.395	0.395
-2.00	-2.125	0.170	0.253	0.649
-1.75	-1.875	0.260	0.388	1.036
-1.50	-1.625	0.472	0.704	1.740
-1.25	-1.375	0.428	0.638	2.378
-1.00	-1.125	0.752	1.121	3.499
-0.75	-0.875	1.304	1.944	5.443
-0.50	-0.625	1.659	2.473	7.916
-0.25	-0.375	2.081	3.102	11.019
0.00	-0.125	2.270	3.384	14.403
0.25	0.125	2.493	3.717	18.119
0.50	0.375	2.132	3.178	21.298
0.75	0.625	2.088	3.113	24.411
1.00	0.875	3.295	4.912	29.323
1.25	1.125	2.051	3.058	32.381
1.50	1.375	3.043	4.537	36.917
1.75	1.625	4.189	6.245	43.162
2.00	1.875	6.632	9.887	53.049
2.25	2.125	8.629	12.864	65.914
2.50	2.375	9.489	14.146	80.060
2.75	2.625	9.870	14.714	94.775
3.00	2.875	3.045	4.540	99.314
3.25	3.125	0.371	0.553	99.867
3.50	3.375	0.052	0.078	99.945
3.75	3.625	0.020	0.030	99.975
4.00	3.875	0.011	0.016	99.991
5.00	4.50	0.006	0.009	100.000

Statistical Results			
Mean:	1.5076	phi	(0.3517 mm)
Standard Dev:	1.1834	phi-units	(0.4403 mm)
Skewness:	-0.9976	dimensionless	
Kurtosis:	3.1266	dimensionless	
5th Moment:	-6.5223	dimensionless	
6th Moment:	17.8701	dimensionless	
RARD *	0.7850	dimensionless	
Median	1.7979	phi	(0.2876 mm)

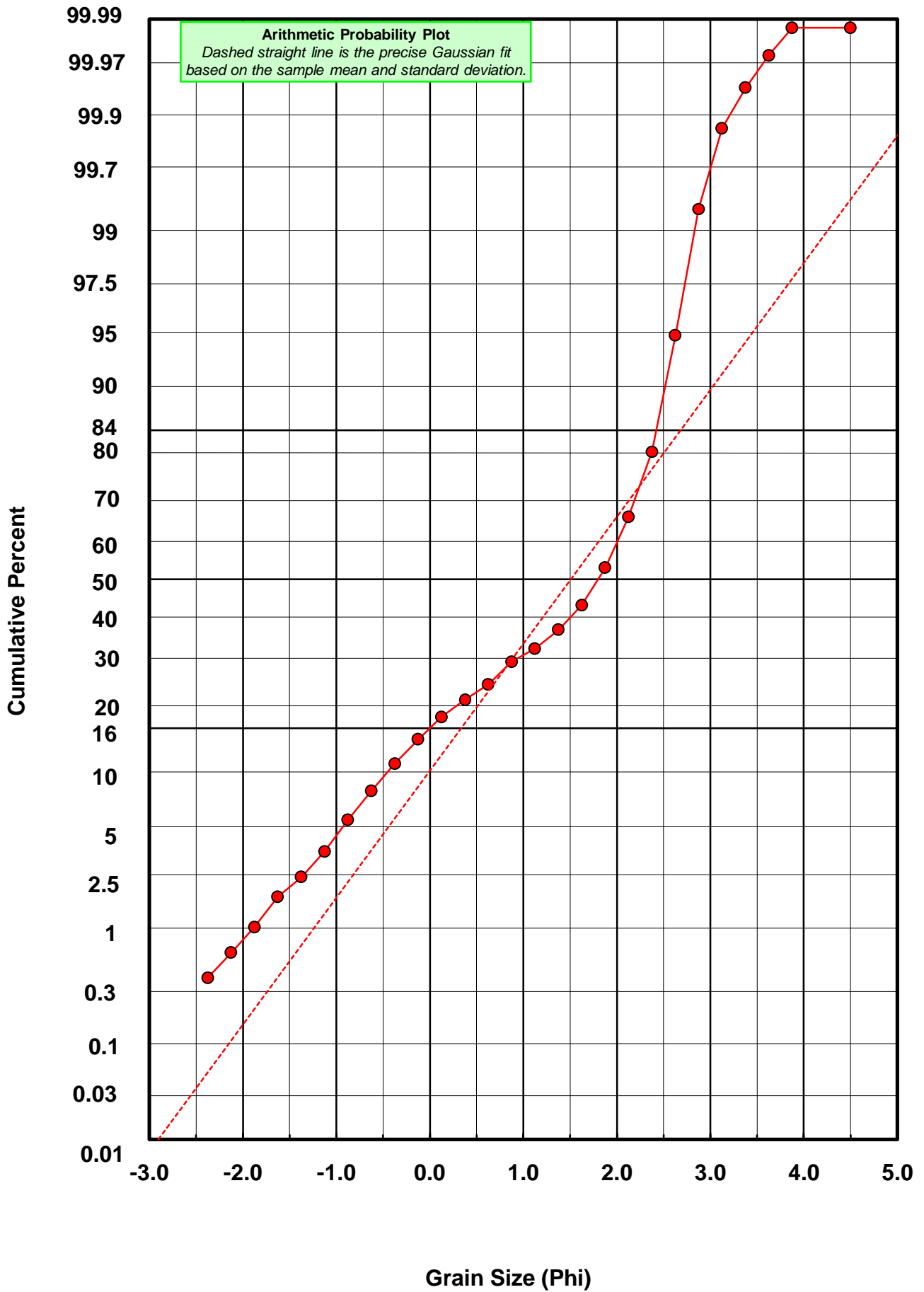
* RARD = reciprocal absolute relative dispersion (see below)

Statistical Explanation	
Calculations based on the Method of Moments	
Skewness: 3rd Stand. Moment; Exact Gaussian = 0.0	
Kurtosis: 4th Stand. Moment; Exact Gaussian = 3.0	
For Further Explanation, See Basille et al. 2002	
Millimeter data calculated by $mm = 2^{-(\phi)}$	

Reciprocal Absolute Relative Dispersion (RARD) Scale	
< 0.5	Excellent homogeneity (e.g., beaches)
0.5 to 1.0	Good homogeneity
1.0 to 1.33	Fair homogeneity
> 1.33	Poor homogeneity (e.g., glacial)



CR-23



Carbonate Grain Size Distribution

Onshore Grab Sample

Sample: CR-23

Total Carbonate Mass: 25.137 grams

% Carbonate: 36.3 %

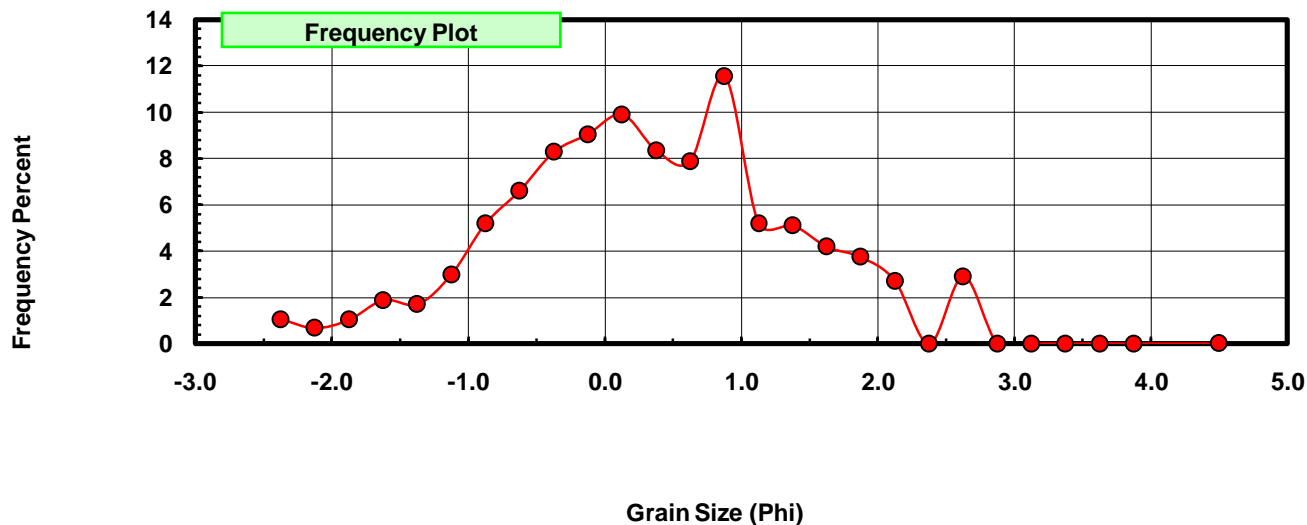
Sieve Size (phi)	Sieve Midpt (phi)	Weight (grams)	Freq Weight %	Cumulative Weight %
-2.25	-2.375	0.265	1.054	1.054
-2.00	-2.125	0.170	0.676	1.731
-1.75	-1.875	0.260	1.034	2.765
-1.50	-1.625	0.472	1.878	4.643
-1.25	-1.375	0.428	1.703	6.345
-1.00	-1.125	0.752	2.992	9.337
-0.75	-0.875	1.304	5.188	14.524
-0.50	-0.625	1.659	6.600	21.124
-0.25	-0.375	2.081	8.279	29.403
0.00	-0.125	2.270	9.031	38.433
0.25	0.125	2.487	9.894	48.327
0.50	0.375	2.098	8.346	56.673
0.75	0.625	1.981	7.881	64.554
1.00	0.875	2.902	11.545	76.099
1.25	1.125	1.307	5.200	81.298
1.50	1.375	1.286	5.116	86.414
1.75	1.625	1.054	4.193	90.607
2.00	1.875	0.943	3.751	94.359
2.25	2.125	0.683	2.717	97.076
2.50	2.375	0.000	0.000	97.076
2.75	2.625	0.730	2.904	99.980
3.00	2.875	0.000	0.000	99.980
3.25	3.125	0.000	0.000	99.980
3.50	3.375	0.000	0.000	99.980
3.75	3.625	0.000	0.000	99.980
4.00	3.875	0.001	0.004	99.984
5.00	4.500	0.004	0.016	100.000

Statistical Results			
Mean:	0.3207	phi	(0.8007 mm)
Standard Dev:	1.0634	phi-units	(0.4785 mm)
Skewness:	-0.0318	dimensionless	
Kurtosis:	2.7361	dimensionless	
5th Moment:	-0.4160	dimensionless	
6th Moment:	11.2284	dimensionless	
RARD *	3.3156	dimensionless	
Median	0.1751	phi	(0.8857 mm)

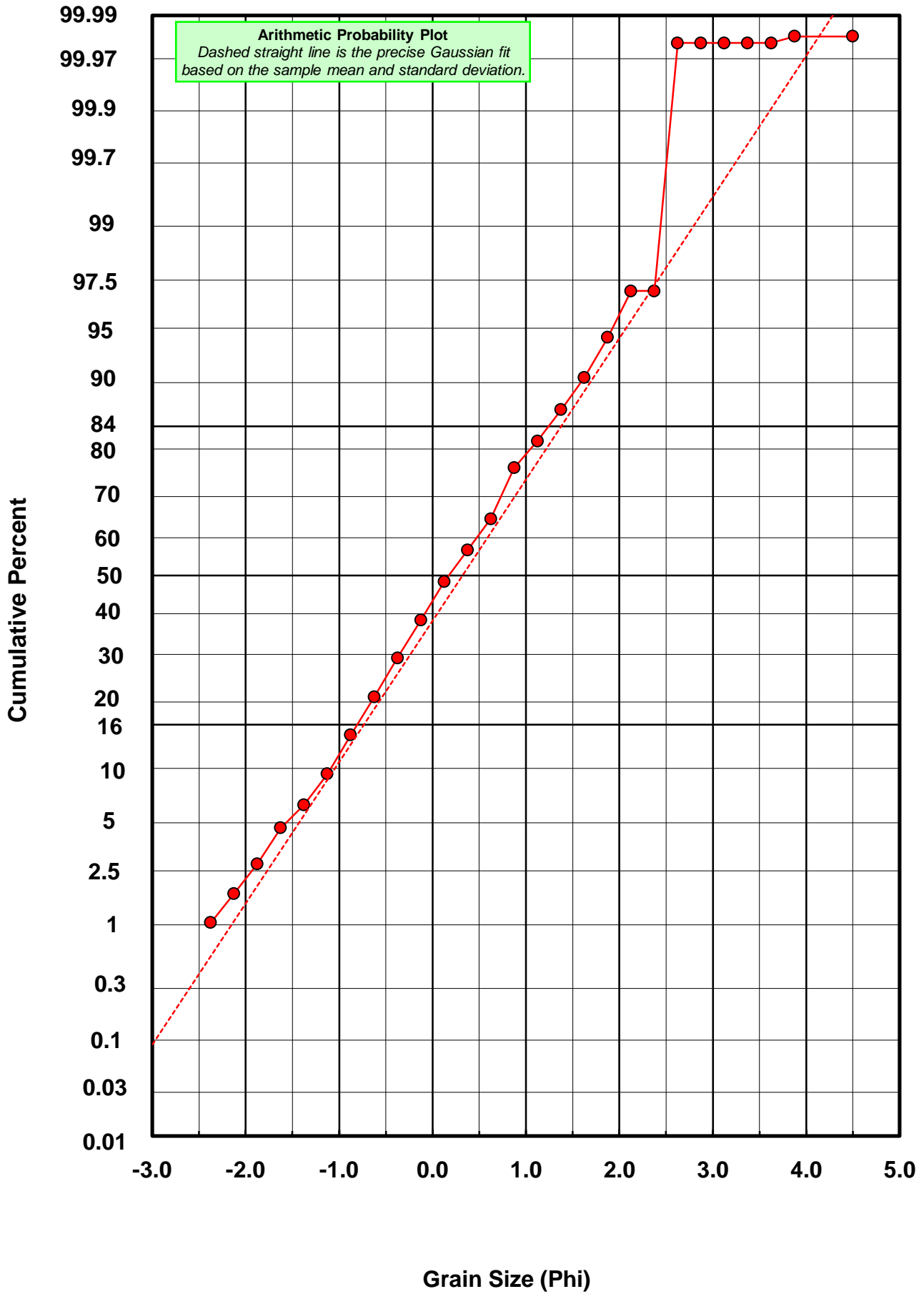
* RARD = reciprocal absolute relative dispersion (see below)

Statistical Explanation	
Calculations based on the Method of Moments	
Skewness: 3rd Stand. Moment; Exact Gaussian = 0.0	
Kurtosis: 4th Stand. Moment; Exact Gaussian = 3.0	
For Further Explanation, See Basille et al. 2002	
Millimeter data calculated by $mm = 2^{-(\phi)}$	

Reciprocal Absolute Relative Dispersion (RARD) Scale	
< 0.5	Excellent homogeneity (e.g., beaches)
0.5 to 1.0	Good homogeneity
1.0 to 1.33	Fair homogeneity
> 1.33	Poor homogeneity (e.g., glacial)



CR-23



Post-Digestion Grain Size Distribution

Onshore Grab Sample

Sample: CR-23

Total Digested Mass: 42.744 grams

% Silica: 63.7 %

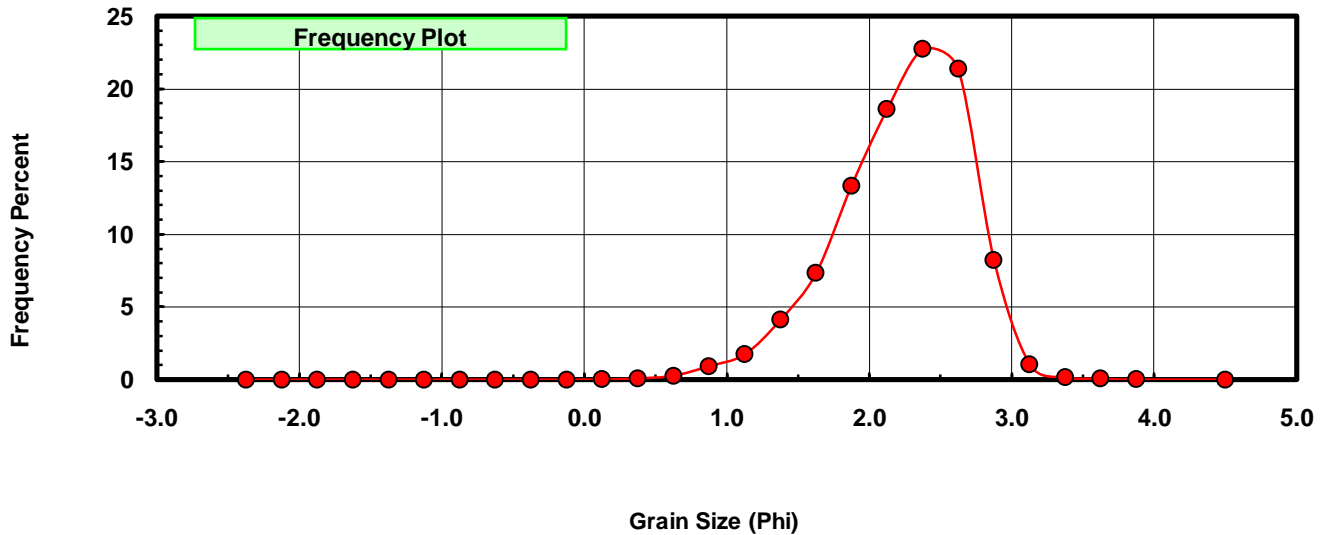
Sieve Size (phi)	Sieve Midpt (phi)	Weight (grams)	Freq Weight %	Cumulative Weight %
-2.25	-2.375	0.000	0.000	0.000
-2.00	-2.125	0.000	0.000	0.000
-1.75	-1.875	0.000	0.000	0.000
-1.50	-1.625	0.000	0.000	0.000
-1.25	-1.375	0.000	0.000	0.000
-1.00	-1.125	0.000	0.000	0.000
-0.75	-0.875	0.000	0.000	0.000
-0.50	-0.625	0.000	0.000	0.000
-0.25	-0.375	0.000	0.000	0.000
0.00	-0.125	0.000	0.000	0.000
0.25	0.125	0.006	0.014	0.014
0.50	0.375	0.034	0.080	0.094
0.75	0.625	0.107	0.250	0.344
1.00	0.875	0.393	0.919	1.263
1.25	1.125	0.744	1.741	3.004
1.50	1.375	1.757	4.111	7.114
1.75	1.625	3.135	7.334	14.449
2.00	1.875	5.689	13.309	27.758
2.25	2.125	7.946	18.590	46.348
2.50	2.375	9.724	22.749	69.097
2.75	2.625	9.140	21.383	90.481
3.00	2.875	3.518	8.230	98.711
3.25	3.125	0.446	1.043	99.754
3.50	3.375	0.067	0.157	99.911
3.75	3.625	0.026	0.061	99.972
4.00	3.875	0.010	0.023	99.995
5.00	4.500	0.002	0.005	100.000

Statistical Results			
Mean:	2.2292	phi	(0.2133 mm)
Standard Dev:	0.4621	phi-units	(0.7259 mm)
Skewness:	-0.6403	dimensionless	
Kurtosis:	3.4517	dimensionless	
5th Moment:	-5.6542	dimensionless	
6th Moment:	23.8335	dimensionless	
RARD *	0.2073	dimensionless	
Median	2.1651	phi	(0.223 mm)

* RARD = reciprocal absolute relative dispersion (see below)

Statistical Explanation	
Calculations based on the Method of Moments	
Skewness: 3rd Stand. Moment; Exact Gaussian = 0.0	
Kurtosis: 4th Stand. Moment; Exact Gaussian = 3.0	
For Further Explanation, See Basille et al. 2002	
Millimeter data calculated by $mm = 2^{-(\phi)}$	

Reciprocal Absolute Relative Dispersion (RARD) Scale	
< 0.5	Excellent homogeneity (e.g., beaches)
0.5 to 1.0	Good homogeneity
1.0 to 1.33	Fair homogeneity
> 1.33	Poor homogeneity (e.g., glacial)



CR-23

