

Onshore Grab Sample

Sample: CR-22
Sample Taken By: D. Phelps
Sample Collected On: 1/27/10
Splits? N/A

County: Collier
Latitude: 26° 5' 18.8"
Longitude: 81° 47' 59.5"
Datum: WGS 84
Surf. Elev: N/A
Datum: N/A

Fine Data Summary

Total Sample Weight 68.825 grams
Total Fines in Sample 0.408 grams
Total Percent Fines 0.59 %

Dry Sieving Summary

Total Sample Weight 68.325 grams
Total Digested Weight 50.864 grams
Total Carbonate Weight 17.461 grams
Total Silica % 74.44 %
Total Carbonate % 25.56 %
Carbonate/Silica Ratio 0.343

General Comments:

None

Description

Worked By: M. Ladle

Pre-Digestion Grain Size Distribution

Onshore Grab Sample

Sample: CR-22

Total Sample Mass: 68.325 grams

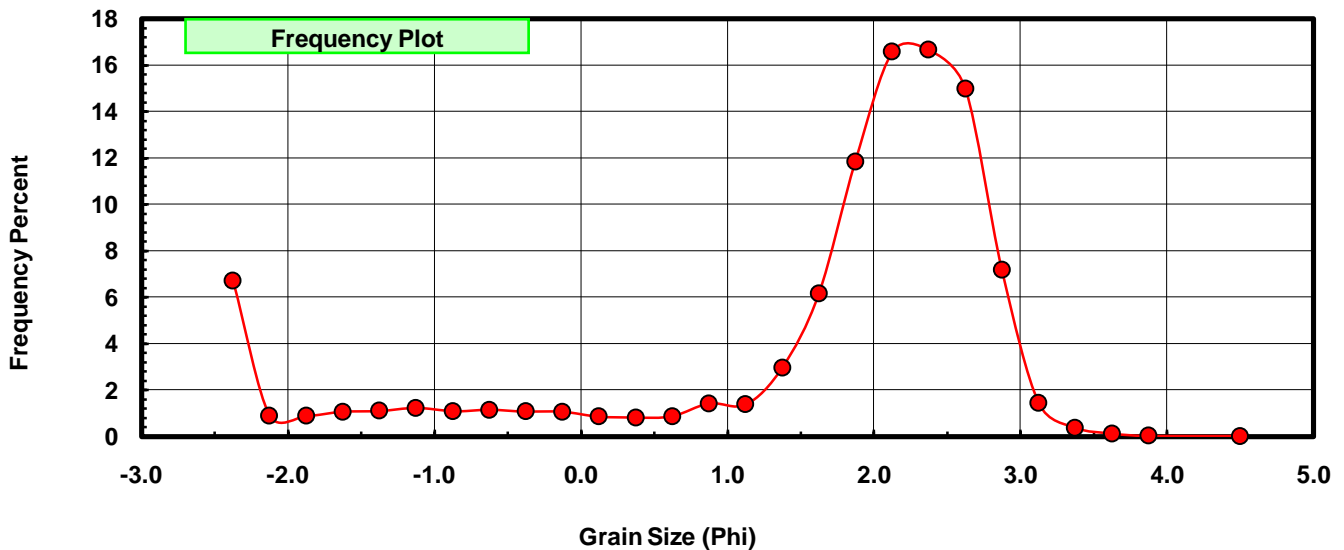
Sieve Size (phi)	Sieve Midpt (phi)	Weight (grams)	Freq Weight %	Cumulative Weight %
-2.25	-2.375	4.579	6.702	6.702
-2.00	-2.125	0.618	0.905	7.606
-1.75	-1.875	0.608	0.890	8.496
-1.50	-1.625	0.729	1.067	9.563
-1.25	-1.375	0.758	1.109	10.673
-1.00	-1.125	0.844	1.235	11.908
-0.75	-0.875	0.745	1.090	12.998
-0.50	-0.625	0.786	1.150	14.149
-0.25	-0.375	0.738	1.080	15.229
0.00	-0.125	0.727	1.064	16.293
0.25	0.125	0.587	0.859	17.152
0.50	0.375	0.559	0.818	17.970
0.75	0.625	0.599	0.877	18.847
1.00	0.875	0.977	1.430	20.277
1.25	1.125	0.944	1.382	21.658
1.50	1.375	2.030	2.971	24.629
1.75	1.625	4.203	6.151	30.781
2.00	1.875	8.092	11.843	42.624
2.25	2.125	11.320	16.568	59.192
2.50	2.375	11.376	16.650	75.842
2.75	2.625	10.233	14.977	90.819
3.00	2.875	4.910	7.186	98.005
3.25	3.125	0.982	1.437	99.442
3.50	3.375	0.257	0.376	99.819
3.75	3.625	0.084	0.123	99.941
4.00	3.875	0.026	0.038	99.980
5.00	4.50	0.014	0.020	100.000

Statistical Results			
Mean:	1.5486	phi	(0.3418 mm)
Standard Dev:	1.5351	phi-units	(0.3451 mm)
Skewness:	-1.5638	dimensionless	
Kurtosis:	4.1857	dimensionless	
5th Moment:	-9.6550	dimensionless	
6th Moment:	23.9697	dimensionless	
RARD *	0.9913	dimensionless	
Median	1.9863	phi	(0.2524 mm)

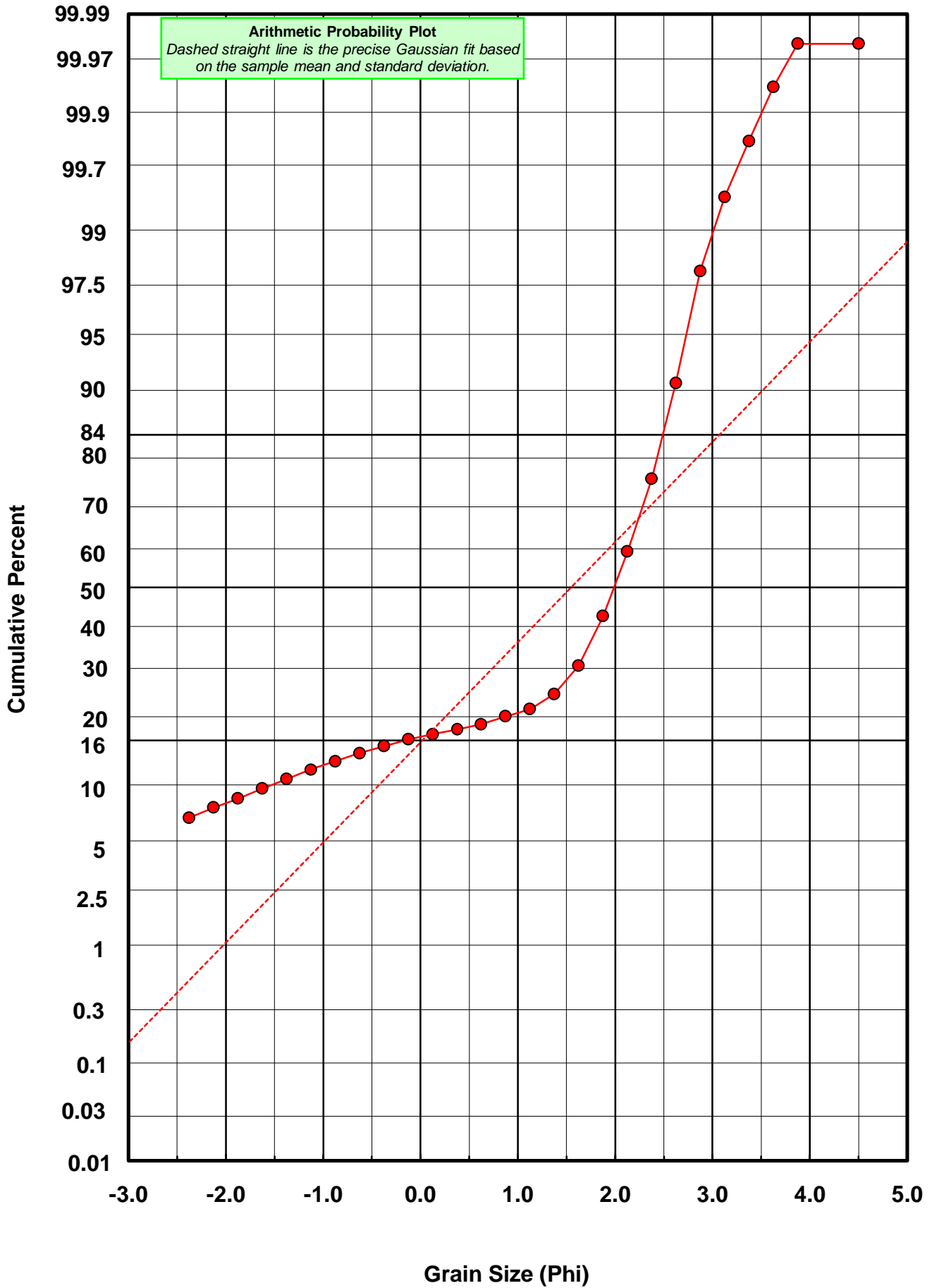
* RARD = reciprocal absolute relative dispersion (see below)

Statistical Explanation	
Calculations based on the Method of Moments	
Skewness: 3rd Stand. Moment; Exact Gaussian = 0.0	
Kurtosis: 4th Stand. Moment; Exact Gaussian = 3.0	
For Further Explanation, See Basille et al. 2002	
Millimeter data calculated by $mm = 2^{-(\phi)}$	

Reciprocal Absolute Relative Dispersion (RARD) Scale	
< 0.5	Excellent homogeneity (e.g., beaches)
0.5 to 1.0	Good homogeneity
1.0 to 1.33	Fair homogeneity
> 1.33	Poor homogeneity (e.g., glacial)



CR-22



Carbonate Grain Size Distribution

Onshore Grab Sample

Sample: CR-22

Total Carbonate Mass: 17.461 grams

% Carbonate: 25.6 %

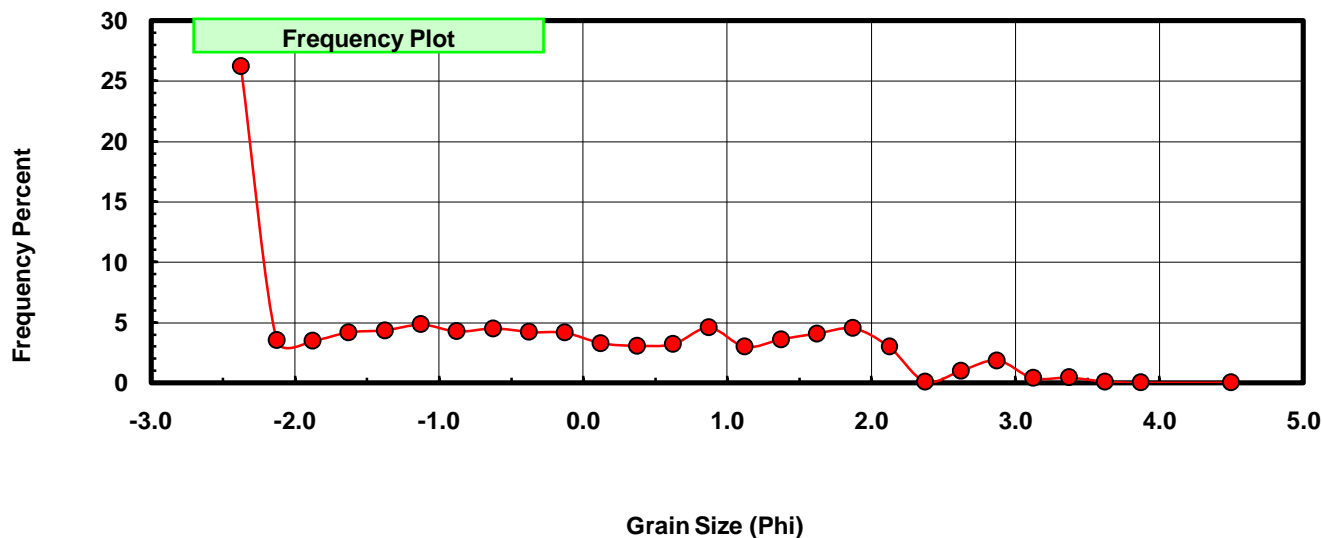
Sieve Size (phi)	Sieve Midpt (phi)	Weight (grams)	Freq Weight %	Cumulative Weight %
-2.25	-2.375	4.579	26.224	26.224
-2.00	-2.125	0.618	3.539	29.763
-1.75	-1.875	0.608	3.482	33.246
-1.50	-1.625	0.729	4.175	37.421
-1.25	-1.375	0.758	4.341	41.762
-1.00	-1.125	0.844	4.834	46.595
-0.75	-0.875	0.745	4.267	50.862
-0.50	-0.625	0.786	4.501	55.363
-0.25	-0.375	0.738	4.227	59.590
0.00	-0.125	0.727	4.164	63.754
0.25	0.125	0.571	3.270	67.024
0.50	0.375	0.537	3.075	70.099
0.75	0.625	0.560	3.207	73.306
1.00	0.875	0.799	4.576	77.882
1.25	1.125	0.522	2.990	80.872
1.50	1.375	0.627	3.591	84.463
1.75	1.625	0.711	4.072	88.534
2.00	1.875	0.788	4.513	93.047
2.25	2.125	0.523	2.995	96.043
2.50	2.375	0.019	0.109	96.151
2.75	2.625	0.173	0.991	97.142
3.00	2.875	0.324	1.856	98.998
3.25	3.125	0.070	0.401	99.399
3.50	3.375	0.077	0.441	99.840
3.75	3.625	0.018	0.103	99.943
4.00	3.875	0.005	0.029	99.971
5.00	4.500	0.005	0.029	100.000

Statistical Results			
Mean:	-0.5431	phi	(1.4571 mm)
Standard Dev:	1.6852	phi-units	(0.311 mm)
Skewness:	0.4414	dimensionless	
Kurtosis:	1.8811	dimensionless	
5th Moment:	2.1009	dimensionless	
6th Moment:	5.3710	dimensionless	
RARD *	3.1027	dimensionless	
Median	-0.9255	phi	(1.8993 mm)

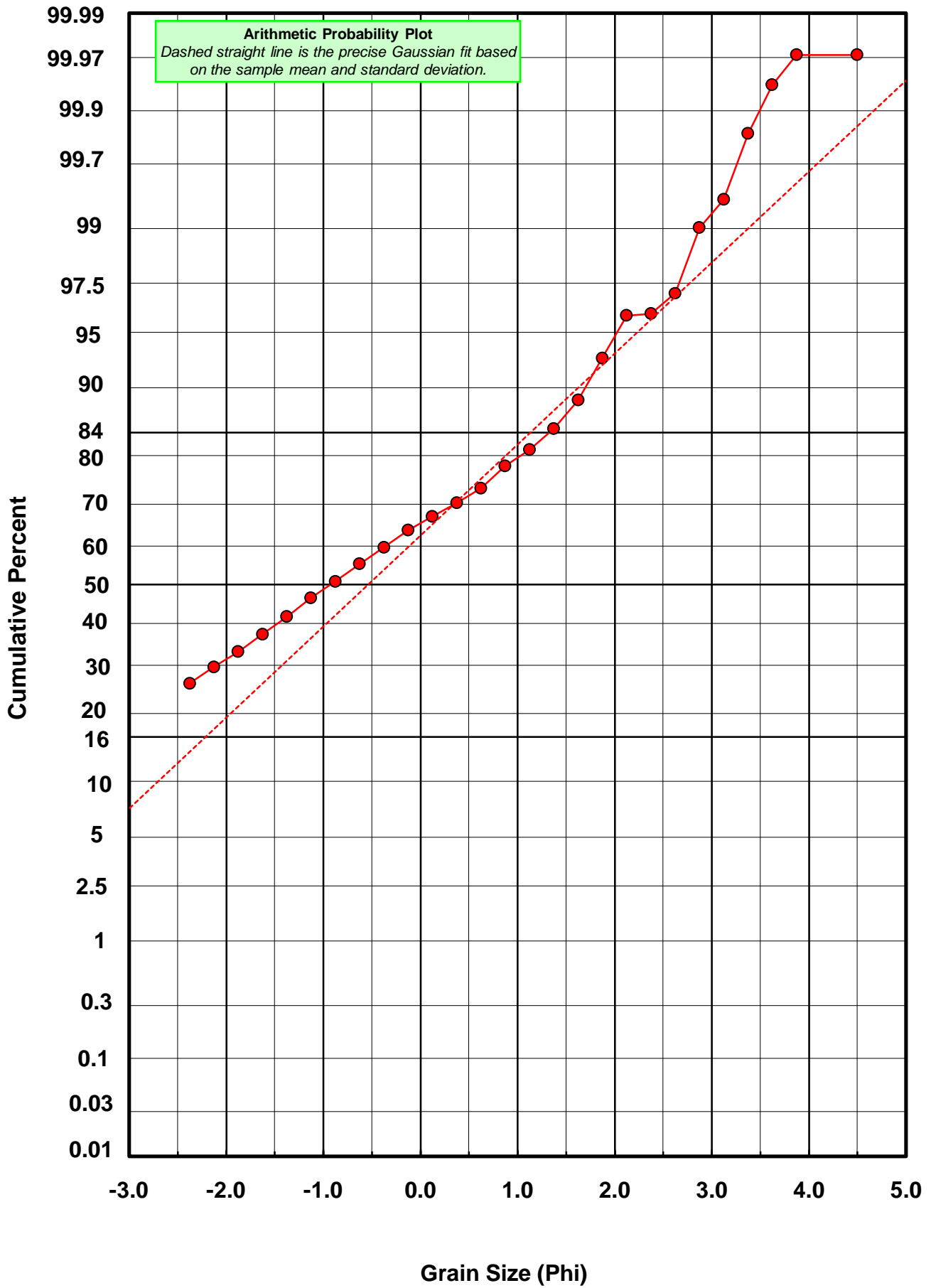
* RARD = reciprocal absolute relative dispersion (see below)

Statistical Explanation	
Calculations based on the Method of Moments	
Skewness: 3rd Stand. Moment; Exact Gaussian = 0.0	
Kurtosis: 4th Stand. Moment; Exact Gaussian = 3.0	
For Further Explanation, See Basille et al. 2002	
Millimeter data calculated by $mm = 2^{-(\phi)}$	

Reciprocal Absolute Relative Dispersion (RARD) Scale	
< 0.5	Excellent homogeneity (e.g., beaches)
0.5 to 1.0	Good homogeneity
1.0 to 1.33	Fair homogeneity
> 1.33	Poor homogeneity (e.g., glacial)



CR-22



Post-Digestion Grain Size Distribution

Onshore Grab Sample

Sample: CR-22

Total Digested Mass: 50.864 grams

% Silica: 74.4 %

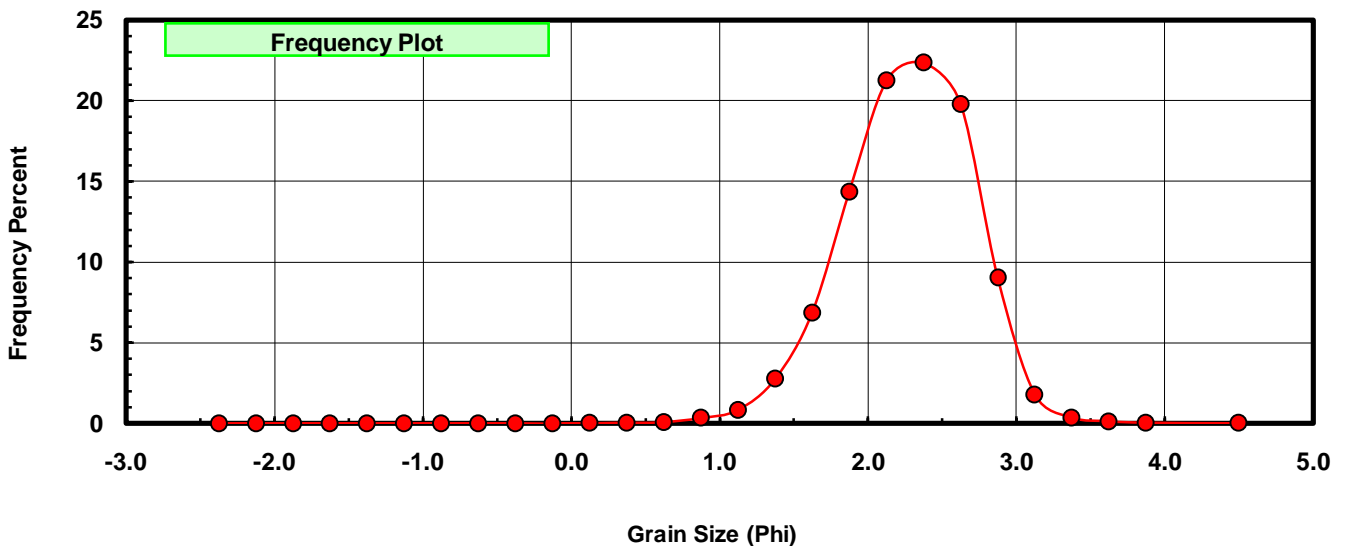
Sieve Size (phi)	Sieve Midpt (phi)	Weight (grams)	Freq Weight %	Cumulative Weight %
-2.25	-2.375	0.000	0.000	0.000
-2.00	-2.125	0.000	0.000	0.000
-1.75	-1.875	0.000	0.000	0.000
-1.50	-1.625	0.000	0.000	0.000
-1.25	-1.375	0.000	0.000	0.000
-1.00	-1.125	0.000	0.000	0.000
-0.75	-0.875	0.000	0.000	0.000
-0.50	-0.625	0.000	0.000	0.000
-0.25	-0.375	0.000	0.000	0.000
0.00	-0.125	0.000	0.000	0.000
0.25	0.125	0.016	0.031	0.031
0.50	0.375	0.022	0.043	0.075
0.75	0.625	0.039	0.077	0.151
1.00	0.875	0.178	0.350	0.501
1.25	1.125	0.422	0.830	1.331
1.50	1.375	1.403	2.758	4.089
1.75	1.625	3.492	6.865	10.955
2.00	1.875	7.304	14.360	25.315
2.25	2.125	10.797	21.227	46.542
2.50	2.375	11.357	22.328	68.870
2.75	2.625	10.060	19.778	88.648
3.00	2.875	4.586	9.016	97.664
3.25	3.125	0.912	1.793	99.457
3.50	3.375	0.180	0.354	99.811
3.75	3.625	0.066	0.130	99.941
4.00	3.875	0.021	0.041	99.982
5.00	4.500	0.009	0.018	100.000

Statistical Results			
Mean:	2.2667	phi	(0.2078 mm)
Standard Dev:	0.4314	phi-units	(0.7416 mm)
Skewness:	-0.3219	dimensionless	
Kurtosis:	3.5287	dimensionless	
5th Moment:	-3.3647	dimensionless	
6th Moment:	29.1502	dimensionless	
RARD *	0.1903	dimensionless	
Median	2.1637	phi	(0.2232 mm)

* RARD = reciprocal absolute relative dispersion (see below)

Statistical Explanation	
Calculations based on the Method of Moments	
Skewness: 3rd Stand. Moment; Exact Gaussian = 0.0	
Kurtosis: 4th Stand. Moment; Exact Gaussian = 3.0	
For Further Explanation, See Basille et al. 2002	
Millimeter data calculated by $mm = 2^{-(\phi)}$	

Reciprocal Absolute Relative Dispersion (RARD) Scale	
< 0.5	Excellent homogeneity (e.g., beaches)
0.5 to 1.0	Good homogeneity
1.0 to 1.33	Fair homogeneity
> 1.33	Poor homogeneity (e.g., glacial)



CR-22

