

Onshore Grab Sample

Sample: CR-21
Sample Taken By: D. Phelps
Sample Collected On: 11/5/09
Splits? N/A

County: Collier
Latitude: 26° 5' 47.3"
Longitude: 81° 48' 6.8"
Datum: WGS 84
Surf. Elev: N/A
Datum: N/A

Fine Data Summary

Total Sample Weight	54.634 grams
Total Fines in Sample	0.266 grams
Total Percent Fines	0.48 %

Dry Sieving Summary

Total Sample Weight	54.459 grams
Total Digested Weight	38.723 grams
Total Carbonate Weight	15.736 grams
Total Silica %	71.10 %
Total Carbonate %	28.90 %
Carbonate/Silica Ratio	0.406

General Comments:

None

Description

Worked By: M. Ladle

Pre-Digestion Grain Size Distribution

Onshore Grab Sample

Sample: CR-21

Total Sample Mass: 54.459 grams

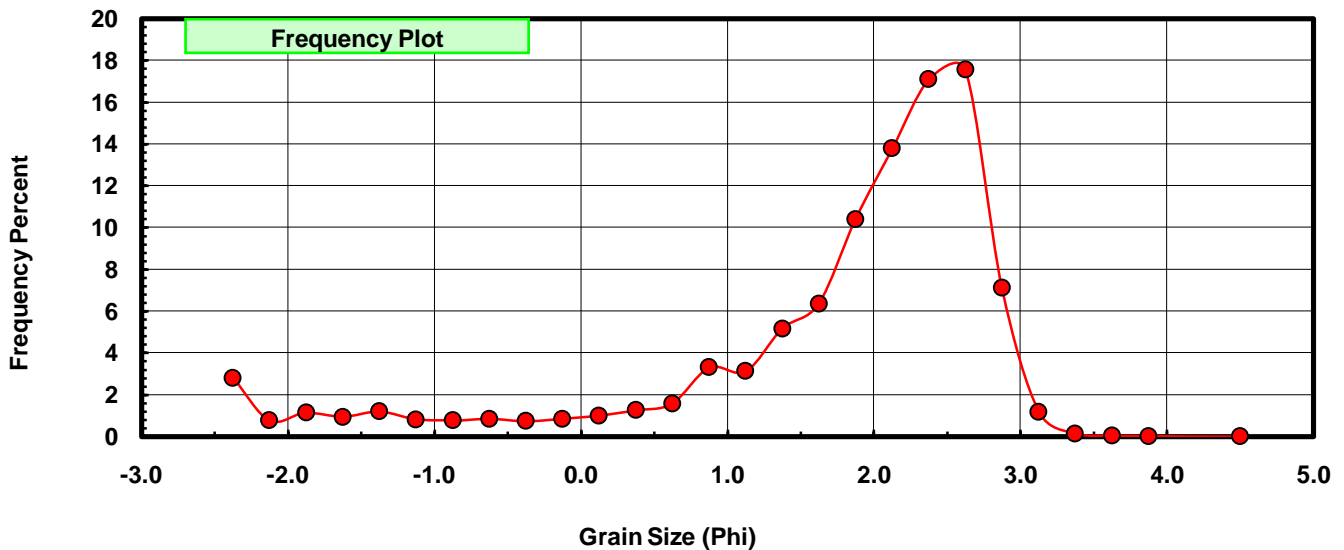
Sieve Size (phi)	Sieve Midpt (phi)	Weight (grams)	Freq Weight %	Cumulative Weight %
-2.25	-2.375	1.525	2.800	2.800
-2.00	-2.125	0.418	0.768	3.568
-1.75	-1.875	0.625	1.148	4.715
-1.50	-1.625	0.513	0.942	5.657
-1.25	-1.375	0.651	1.195	6.853
-1.00	-1.125	0.448	0.823	7.675
-0.75	-0.875	0.424	0.779	8.454
-0.50	-0.625	0.460	0.845	9.299
-0.25	-0.375	0.405	0.744	10.042
0.00	-0.125	0.462	0.848	10.891
0.25	0.125	0.542	0.995	11.886
0.50	0.375	0.691	1.269	13.155
0.75	0.625	0.858	1.575	14.730
1.00	0.875	1.801	3.307	18.037
1.25	1.125	1.700	3.122	21.159
1.50	1.375	2.809	5.158	26.317
1.75	1.625	3.462	6.357	32.674
2.00	1.875	5.655	10.384	43.058
2.25	2.125	7.511	13.792	56.850
2.50	2.375	9.305	17.086	73.936
2.75	2.625	9.559	17.553	91.489
3.00	2.875	3.877	7.119	98.608
3.25	3.125	0.645	1.184	99.793
3.50	3.375	0.079	0.145	99.938
3.75	3.625	0.021	0.039	99.976
4.00	3.875	0.008	0.015	99.991
5.00	4.50	0.005	0.009	100.000

Statistical Results			
Mean:	1.6962	phi	(0.3086 mm)
Standard Dev:	1.2979	phi-units	(0.4067 mm)
Skewness:	-1.7776	dimensionless	
Kurtosis:	5.4805	dimensionless	
5th Moment:	-15.0555	dimensionless	
6th Moment:	44.1771	dimensionless	
RARD *	0.7652	dimensionless	
Median	2.0008	phi	(0.2499 mm)

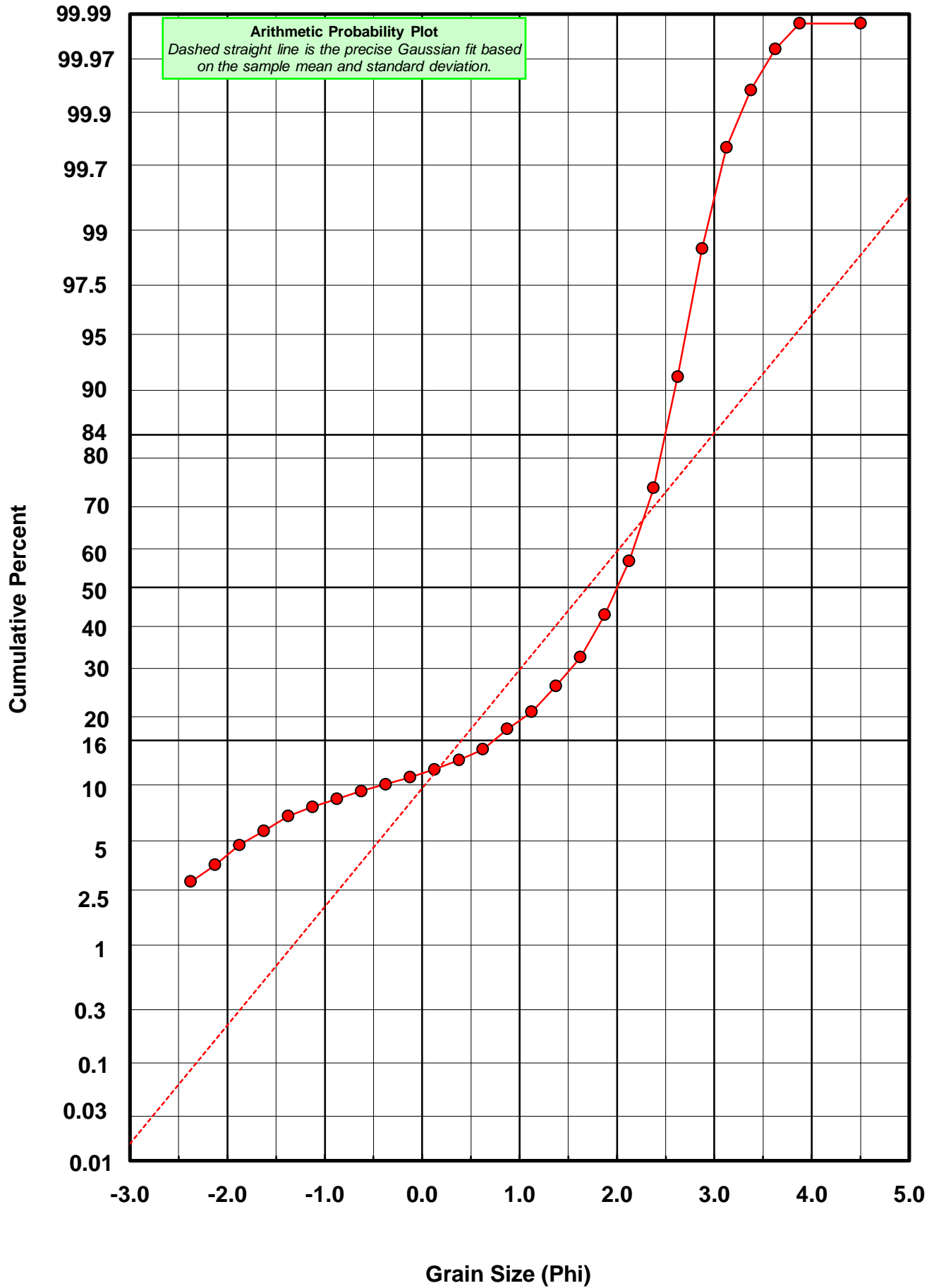
* RARD = reciprocal absolute relative dispersion (see below)

Statistical Explanation	
Calculations based on the Method of Moments	
Skewness: 3rd Stand. Moment; Exact Gaussian = 0.0	
Kurtosis: 4th Stand. Moment; Exact Gaussian = 3.0	
For Further Explanation, See Basille et al. 2002	
Millimeter data calculated by $mm = 2^{-(\phi)}$	

Reciprocal Absolute Relative Dispersion (RARD) Scale	
< 0.5	Excellent homogeneity (e.g., beaches)
0.5 to 1.0	Good homogeneity
1.0 to 1.33	Fair homogeneity
> 1.33	Poor homogeneity (e.g., glacial)



CR-21



Carbonate Grain Size Distribution

Onshore Grab Sample

Sample: CR-21

Total Carbonate Mass: 16.387 grams

% Carbonate: 28.9 %

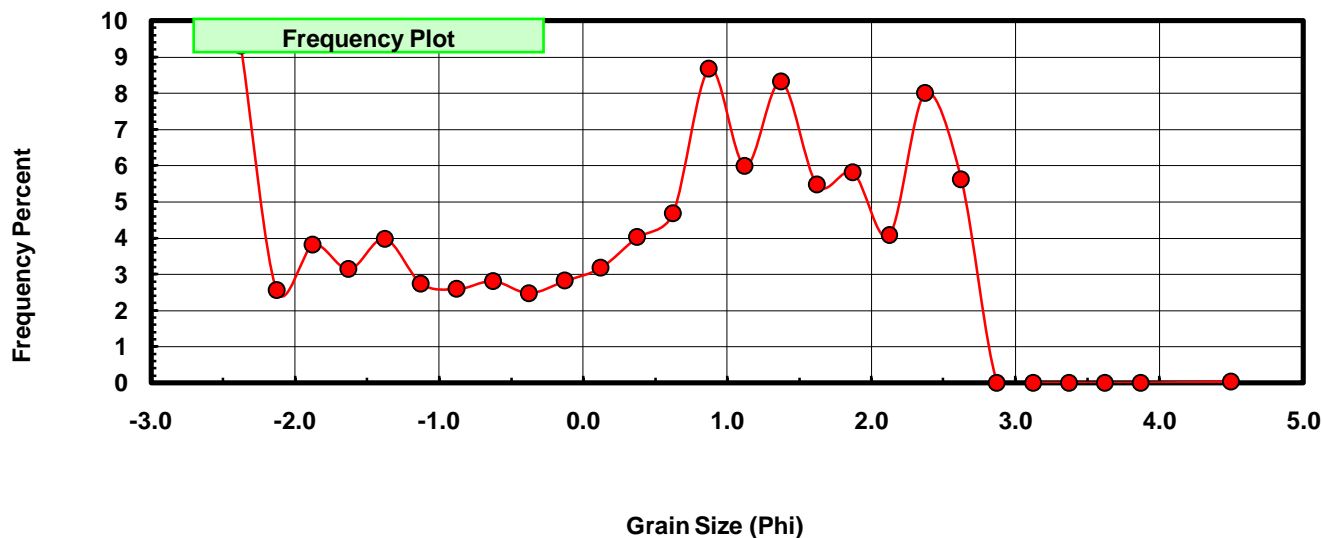
Sieve Size (phi)	Sieve Midpt (phi)	Weight (grams)	Freq Weight %	Cumulative Weight %
-2.25	-2.375	1.525	9.306	9.306
-2.00	-2.125	0.418	2.551	11.857
-1.75	-1.875	0.625	3.814	15.671
-1.50	-1.625	0.513	3.131	18.801
-1.25	-1.375	0.651	3.973	22.774
-1.00	-1.125	0.448	2.734	25.508
-0.75	-0.875	0.424	2.587	28.095
-0.50	-0.625	0.460	2.807	30.903
-0.25	-0.375	0.405	2.471	33.374
0.00	-0.125	0.462	2.819	36.193
0.25	0.125	0.521	3.179	39.373
0.50	0.375	0.658	4.015	43.388
0.75	0.625	0.766	4.674	48.062
1.00	0.875	1.420	8.665	56.728
1.25	1.125	0.981	5.986	62.714
1.50	1.375	1.362	8.311	71.026
1.75	1.625	0.897	5.474	76.500
2.00	1.875	0.951	5.803	82.303
2.25	2.125	0.667	4.070	86.373
2.50	2.375	1.309	7.988	94.361
2.75	2.625	0.919	5.608	99.969
3.00	2.875	0.000	0.000	99.969
3.25	3.125	0.000	0.000	99.969
3.50	3.375	0.000	0.000	99.969
3.75	3.625	0.000	0.000	99.969
4.00	3.875	0.000	0.000	99.969
5.00	4.500	0.005	0.031	100.000

Statistical Results			
Mean:	0.3923	phi	(0.7619 mm)
Standard Dev:	1.6468	phi-units	(0.3193 mm)
Skewness:	-0.3837	dimensionless	
Kurtosis:	1.7717	dimensionless	
5th Moment:	-1.3034	dimensionless	
6th Moment:	3.8718	dimensionless	
RARD *	4.1980	dimensionless	
Median	0.6809	phi	(0.6238 mm)

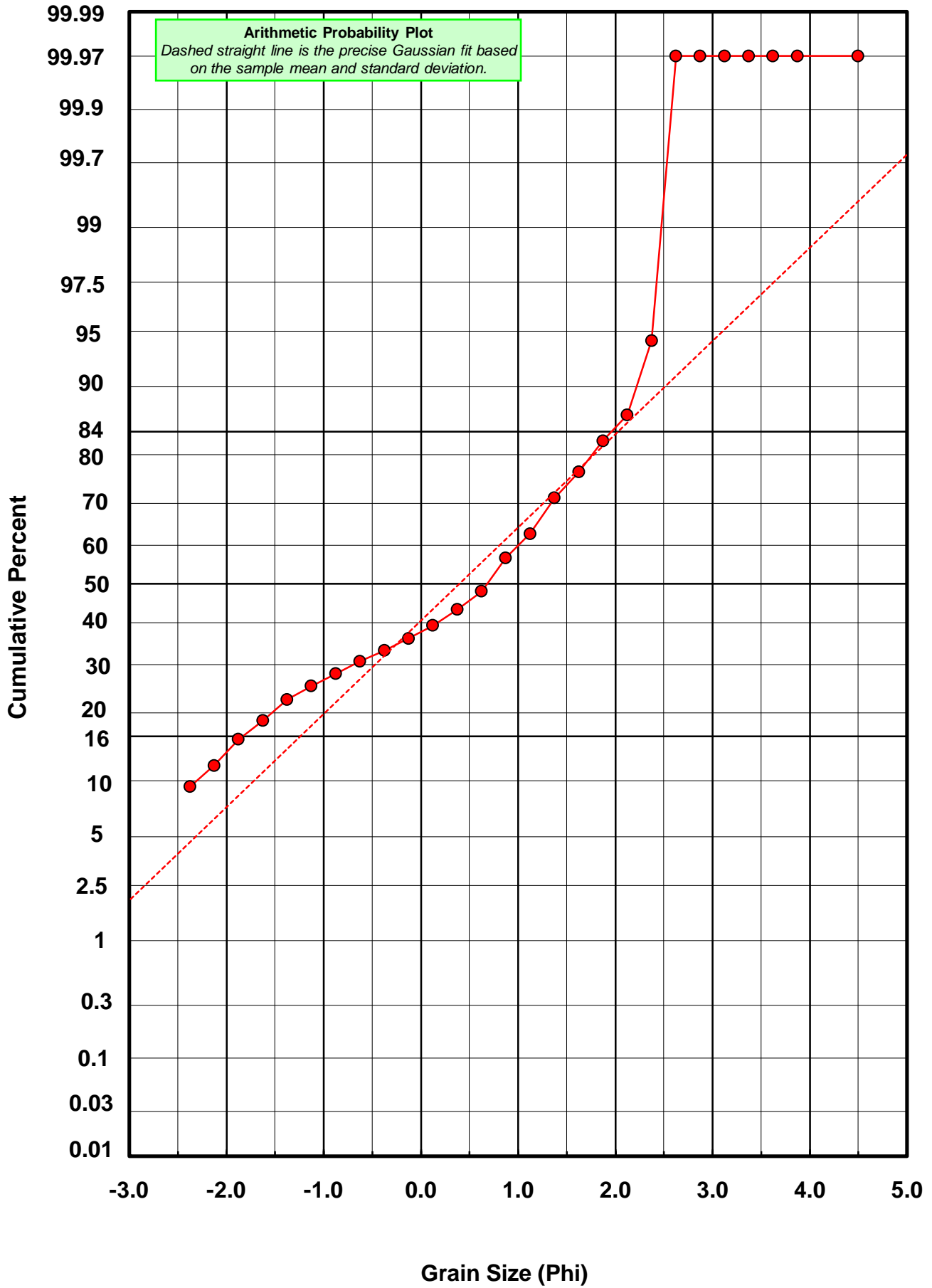
* RARD = reciprocal absolute relative dispersion (see below)

Statistical Explanation	
Calculations based on the Method of Moments	
Skewness: 3rd Stand. Moment; Exact Gaussian = 0.0	
Kurtosis: 4th Stand. Moment; Exact Gaussian = 3.0	
For Further Explanation, See Basille et al. 2002	
Millimeter data calculated by $mm = 2^{-(\phi)}$	

Reciprocal Absolute Relative Dispersion (RARD) Scale	
< 0.5	Excellent homogeneity (e.g., beaches)
0.5 to 1.0	Good homogeneity
1.0 to 1.33	Fair homogeneity
> 1.33	Poor homogeneity (e.g., glacial)



CR-21



Post-Digestion Grain Size Distribution

Onshore Grab Sample

Sample: CR-21

Total Digested Mass: 38.723 grams

% Silica: 71.1 %

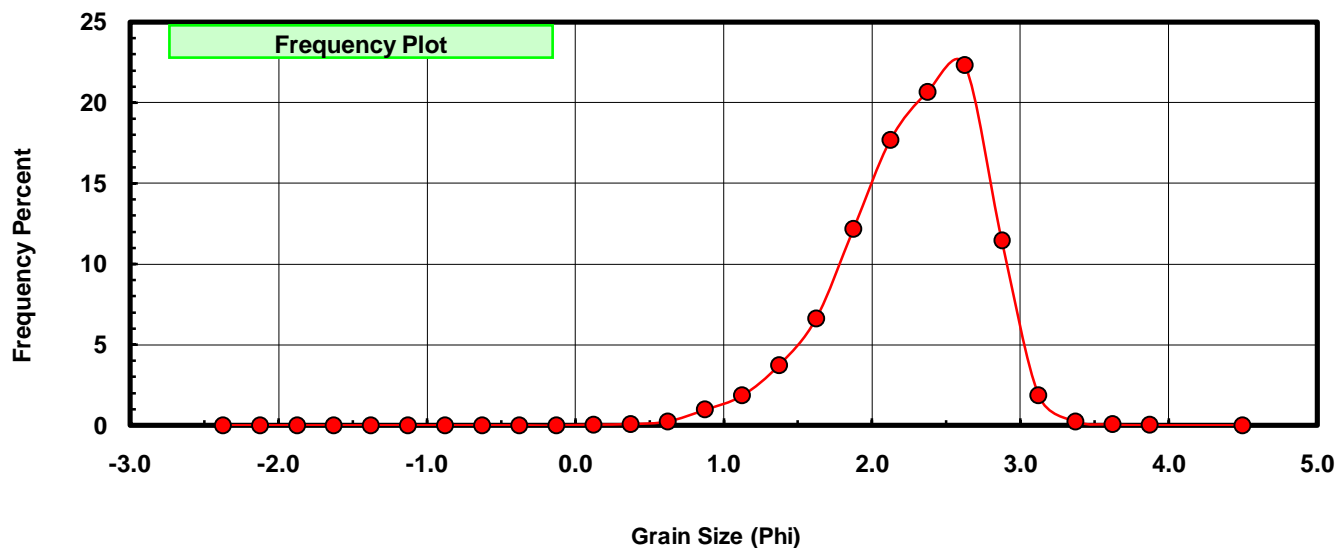
Sieve Size (phi)	Sieve Midpt (phi)	Weight (grams)	Freq Weight %	Cumulative Weight %
-2.25	-2.375	0.000	0.000	0.000
-2.00	-2.125	0.000	0.000	0.000
-1.75	-1.875	0.000	0.000	0.000
-1.50	-1.625	0.000	0.000	0.000
-1.25	-1.375	0.000	0.000	0.000
-1.00	-1.125	0.000	0.000	0.000
-0.75	-0.875	0.000	0.000	0.000
-0.50	-0.625	0.000	0.000	0.000
-0.25	-0.375	0.000	0.000	0.000
0.00	-0.125	0.000	0.000	0.000
0.25	0.125	0.021	0.054	0.054
0.50	0.375	0.033	0.085	0.139
0.75	0.625	0.092	0.238	0.377
1.00	0.875	0.381	0.984	1.361
1.25	1.125	0.719	1.857	3.218
1.50	1.375	1.447	3.737	6.955
1.75	1.625	2.565	6.624	13.578
2.00	1.875	4.704	12.148	25.726
2.25	2.125	6.844	17.674	43.401
2.50	2.375	7.996	20.649	64.050
2.75	2.625	8.640	22.312	86.362
3.00	2.875	4.434	11.451	97.813
3.25	3.125	0.720	1.859	99.672
3.50	3.375	0.092	0.238	99.910
3.75	3.625	0.025	0.065	99.974
4.00	3.875	0.010	0.026	100.000
5.00	4.500	0.000	0.000	100.000

Statistical Results			
Mean:	2.2685	phi	(0.2075 mm)
Standard Dev:	0.4820	phi-units	(0.716 mm)
Skewness:	-0.6861	dimensionless	
Kurtosis:	3.4883	dimensionless	
5th Moment:	-6.4194	dimensionless	
6th Moment:	24.7986	dimensionless	
RARD *	0.2125	dimensionless	
Median	2.2049	phi	(0.2169 mm)

* RARD = reciprocal absolute relative dispersion (see below)

Statistical Explanation	
Calculations based on the Method of Moments	
Skewness: 3rd Stand. Moment; Exact Gaussian = 0.0	
Kurtosis: 4th Stand. Moment; Exact Gaussian = 3.0	
For Further Explanation, See Basille et al. 2002	
Millimeter data calculated by $mm = 2^{-(\phi)}$	

Reciprocal Absolute Relative Dispersion (RARD) Scale	
< 0.5	Excellent homogeneity (e.g., beaches)
0.5 to 1.0	Good homogeneity
1.0 to 1.33	Fair homogeneity
> 1.33	Poor homogeneity (e.g., glacial)



CR-21

