

Onshore Grab Sample

Sample: CR-20
Sample Taken By: D. Phelps
Sample Collected On: 11/5/09
Splits? N/A

County: Collier
Latitude: 26° 6' 35.4"
Longitude: 81° 48' 12"
Datum: WGS 84
Surf. Elev: N/A
Datum: N/A

Fine Data Summary

Total Sample Weight	56.962 grams
Total Fines in Sample	0.186 grams
Total Percent Fines	0.33 %

Dry Sieving Summary

Total Sample Weight	56.733 grams
Total Digested Weight	35.160 grams
Total Carbonate Weight	21.573 grams
Total Silica %	61.97 %
Total Carbonate %	38.03 %
Carbonate/Silica Ratio	0.614

General Comments:

None

Description

Worked By: M. Ladle

Pre-Digestion Grain Size Distribution

Onshore Grab Sample

Sample: CR-20

Total Sample Mass: 56.733 grams

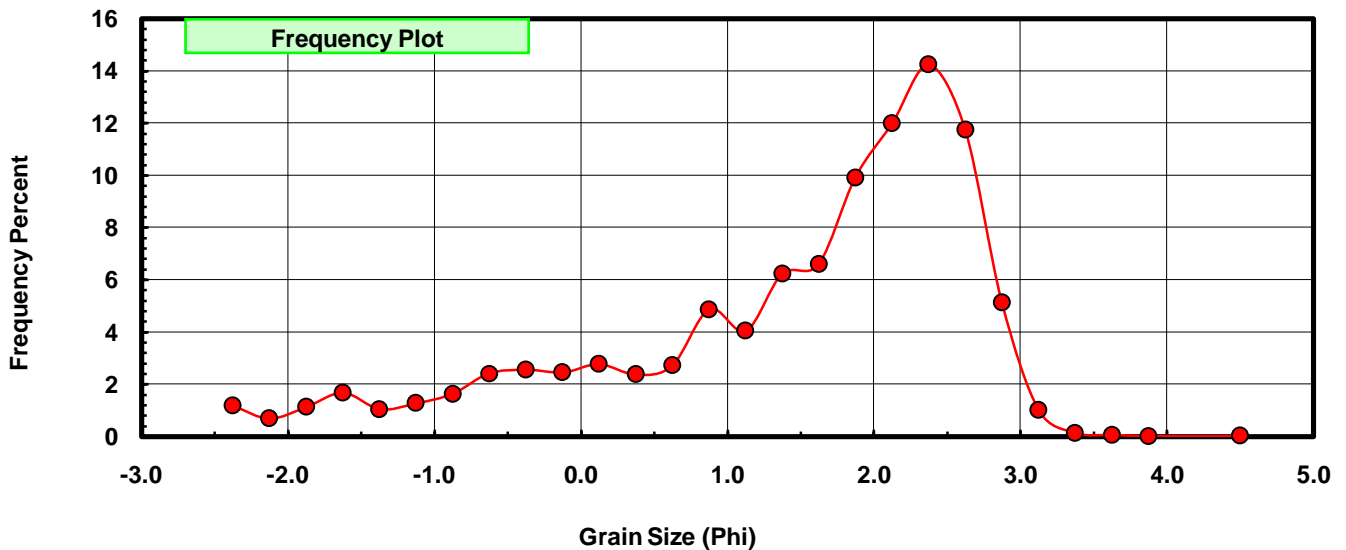
Sieve Size (phi)	Sieve Midpt (phi)	Weight (grams)	Freq Weight %	Cumulative Weight %
-2.25	-2.375	0.673	1.186	1.186
-2.00	-2.125	0.392	0.691	1.877
-1.75	-1.875	0.641	1.130	3.007
-1.50	-1.625	0.957	1.687	4.694
-1.25	-1.375	0.596	1.051	5.744
-1.00	-1.125	0.723	1.274	7.019
-0.75	-0.875	0.929	1.637	8.656
-0.50	-0.625	1.375	2.424	11.080
-0.25	-0.375	1.452	2.559	13.639
0.00	-0.125	1.391	2.452	16.091
0.25	0.125	1.573	2.773	18.864
0.50	0.375	1.349	2.378	21.242
0.75	0.625	1.547	2.727	23.968
1.00	0.875	2.759	4.863	28.832
1.25	1.125	2.297	4.049	32.880
1.50	1.375	3.539	6.238	39.118
1.75	1.625	3.748	6.606	45.725
2.00	1.875	5.621	9.908	55.633
2.25	2.125	6.807	11.998	67.631
2.50	2.375	8.078	14.239	81.869
2.75	2.625	6.659	11.737	93.607
3.00	2.875	2.914	5.136	98.743
3.25	3.125	0.571	1.006	99.750
3.50	3.375	0.079	0.139	99.889
3.75	3.625	0.035	0.062	99.951
4.00	3.875	0.012	0.021	99.972
5.00	4.50	0.016	0.028	100.000

Statistical Results			
Mean:	1.4234	phi	(0.3728 mm)
Standard Dev:	1.3043	phi-units	(0.4049 mm)
Skewness:	-1.1144	dimensionless	
Kurtosis:	3.4228	dimensionless	
5th Moment:	-7.2785	dimensionless	
6th Moment:	19.2819	dimensionless	
RARD *	0.9163	dimensionless	
Median	1.7329	phi	(0.3009 mm)

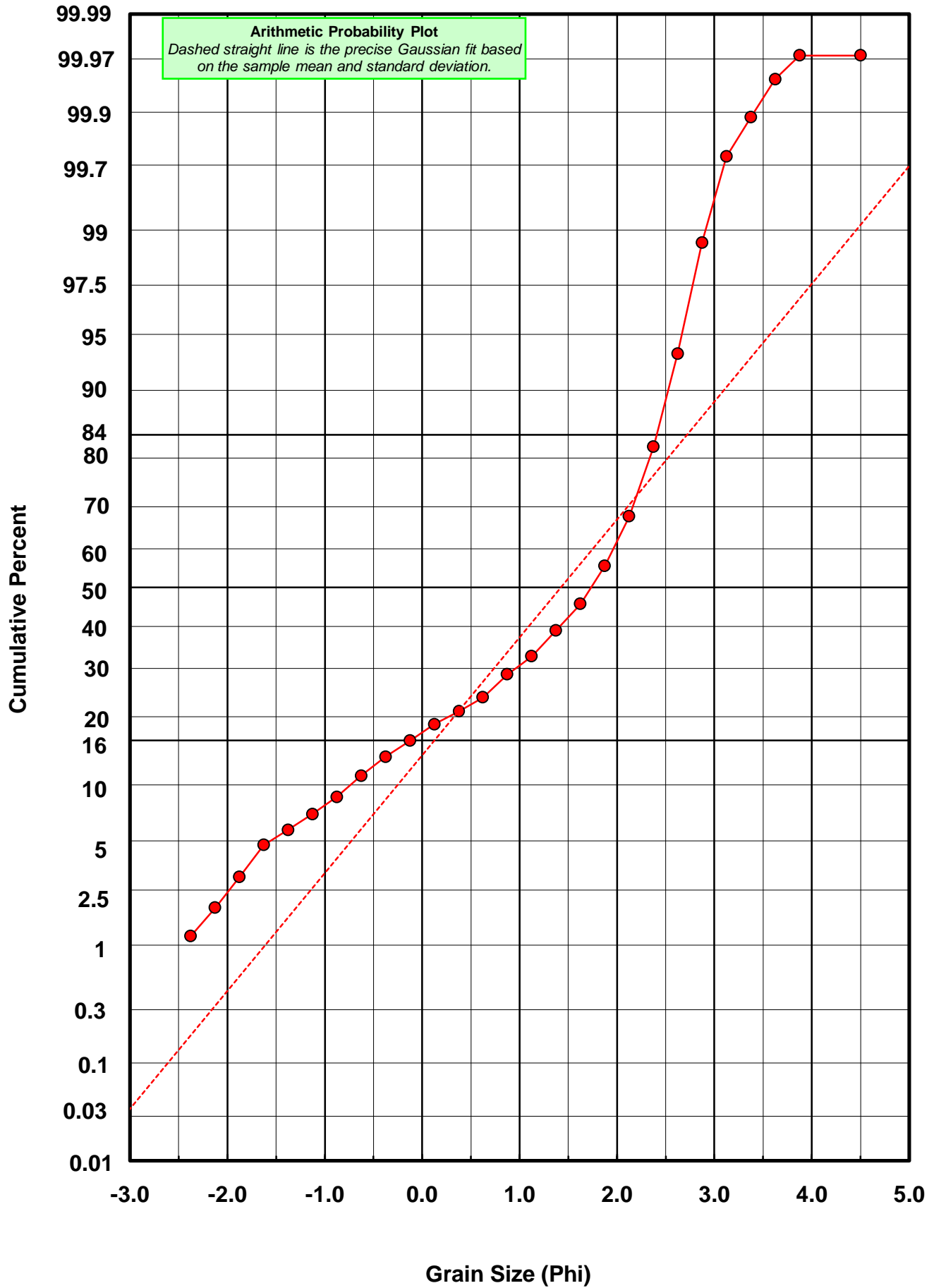
* RARD = reciprocal absolute relative dispersion (see below)

Statistical Explanation	
Calculations based on the Method of Moments	
Skewness: 3rd Stand. Moment; Exact Gaussian = 0.0	
Kurtosis: 4th Stand. Moment; Exact Gaussian = 3.0	
For Further Explanation, See Basille et al. 2002	
Millimeter data calculated by $mm = 2^{-(\phi)}$	

Reciprocal Absolute Relative Dispersion (RARD) Scale	
< 0.5	Excellent homogeneity (e.g., beaches)
0.5 to 1.0	Good homogeneity
1.0 to 1.33	Fair homogeneity
> 1.33	Poor homogeneity (e.g., glacial)



CR-20



Carbonate Grain Size Distribution

Onshore Grab Sample

Sample: CR-20

Total Carbonate Mass: 21.573 grams

% Carbonate: 38.0 %

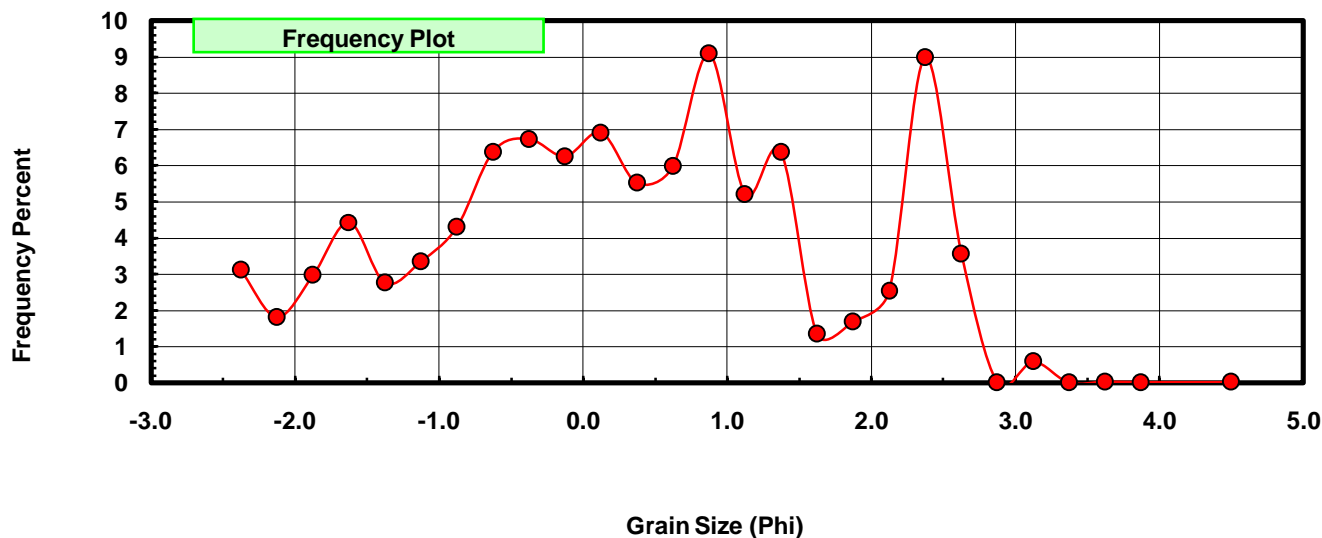
Sieve Size (phi)	Sieve Midpt (phi)	Weight (grams)	Freq Weight %	Cumulative Weight %
-2.25	-2.375	0.673	3.120	3.120
-2.00	-2.125	0.392	1.817	4.937
-1.75	-1.875	0.641	2.971	7.908
-1.50	-1.625	0.957	4.436	12.344
-1.25	-1.375	0.596	2.763	15.107
-1.00	-1.125	0.723	3.351	18.458
-0.75	-0.875	0.929	4.306	22.765
-0.50	-0.625	1.375	6.374	29.138
-0.25	-0.375	1.452	6.731	35.869
0.00	-0.125	1.349	6.253	42.122
0.25	0.125	1.489	6.902	49.024
0.50	0.375	1.190	5.516	54.540
0.75	0.625	1.290	5.980	60.520
1.00	0.875	1.960	9.085	69.606
1.25	1.125	1.123	5.206	74.811
1.50	1.375	1.374	6.369	81.180
1.75	1.625	0.292	1.354	82.534
2.00	1.875	0.365	1.692	84.226
2.25	2.125	0.546	2.531	86.757
2.50	2.375	1.938	8.983	95.740
2.75	2.625	0.770	3.569	99.309
3.00	2.875	0.004	0.019	99.328
3.25	3.125	0.127	0.589	99.917
3.50	3.375	0.002	0.009	99.926
3.75	3.625	0.007	0.032	99.958
4.00	3.875	0.003	0.014	99.972
5.00	4.500	0.006	0.028	100.000

Statistical Results			
Mean:	0.3023	phi	(0.8109 mm)
Standard Dev:	1.4016	phi-units	(0.3785 mm)
Skewness:	-0.0216	dimensionless	
Kurtosis:	2.1181	dimensionless	
5th Moment:	-0.1561	dimensionless	
6th Moment:	5.6929	dimensionless	
RARD *	4.6363	dimensionless	
Median	0.1692	phi	(0.8893 mm)

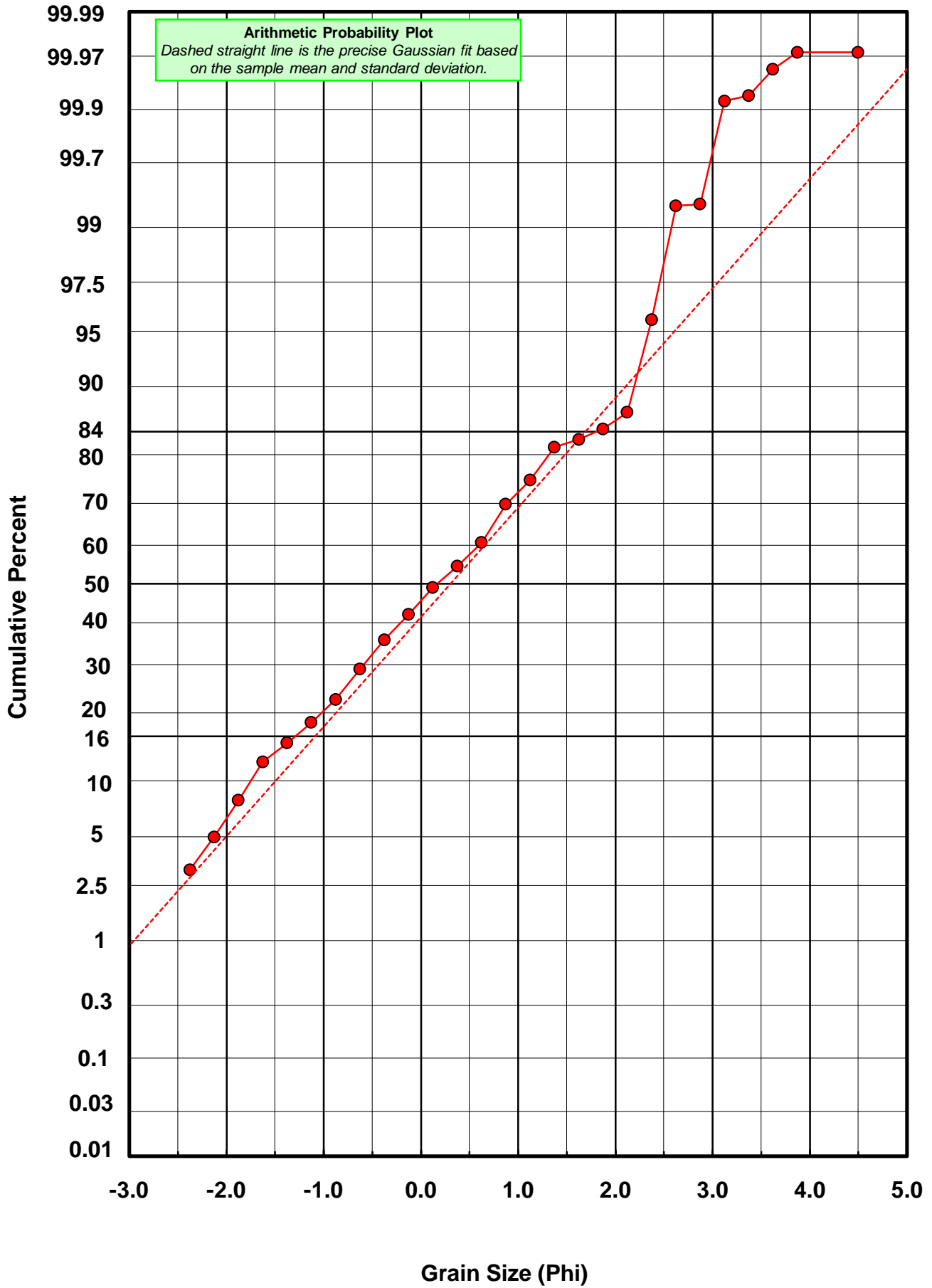
* RARD = reciprocal absolute relative dispersion (see below)

Statistical Explanation	
Calculations based on the Method of Moments	
Skewness: 3rd Stand. Moment; Exact Gaussian = 0.0	
Kurtosis: 4th Stand. Moment; Exact Gaussian = 3.0	
For Further Explanation, See Basille et al. 2002	
Millimeter data calculated by $mm = 2^{-(\phi)}$	

Reciprocal Absolute Relative Dispersion (RARD) Scale	
< 0.5	Excellent homogeneity (e.g., beaches)
0.5 to 1.0	Good homogeneity
1.0 to 1.33	Fair homogeneity
> 1.33	Poor homogeneity (e.g., glacial)



CR-20



Post-Digestion Grain Size Distribution

Onshore Grab Sample

Sample: CR-20

Total Digested Mass: 35.160 grams

% Silica: 62.0 %

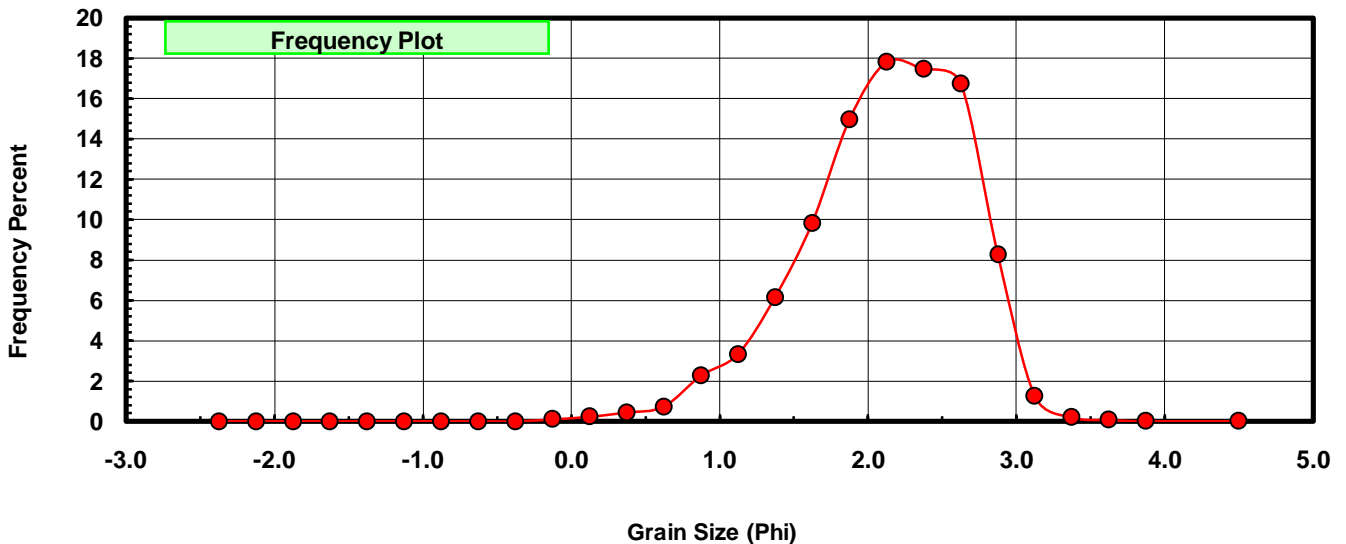
Sieve Size (phi)	Sieve Midpt (phi)	Weight (grams)	Freq Weight %	Cumulative Weight %
-2.25	-2.375	0.000	0.000	0.000
-2.00	-2.125	0.000	0.000	0.000
-1.75	-1.875	0.000	0.000	0.000
-1.50	-1.625	0.000	0.000	0.000
-1.25	-1.375	0.000	0.000	0.000
-1.00	-1.125	0.000	0.000	0.000
-0.75	-0.875	0.000	0.000	0.000
-0.50	-0.625	0.000	0.000	0.000
-0.25	-0.375	0.000	0.000	0.000
0.00	-0.125	0.042	0.119	0.119
0.25	0.125	0.084	0.239	0.358
0.50	0.375	0.159	0.452	0.811
0.75	0.625	0.257	0.731	1.542
1.00	0.875	0.799	2.272	3.814
1.25	1.125	1.174	3.339	7.153
1.50	1.375	2.165	6.158	13.311
1.75	1.625	3.456	9.829	23.140
2.00	1.875	5.256	14.949	38.089
2.25	2.125	6.261	17.807	55.896
2.50	2.375	6.140	17.463	73.359
2.75	2.625	5.889	16.749	90.108
3.00	2.875	2.910	8.276	98.385
3.25	3.125	0.444	1.263	99.647
3.50	3.375	0.077	0.219	99.866
3.75	3.625	0.028	0.080	99.946
4.00	3.875	0.009	0.026	99.972
5.00	4.500	0.010	0.028	100.000

Statistical Results			
Mean:	2.1113	phi	(0.2314 mm)
Standard Dev:	0.5582	phi-units	(0.6791 mm)
Skewness:	-0.6167	dimensionless	
Kurtosis:	3.4781	dimensionless	
5th Moment:	-5.6383	dimensionless	
6th Moment:	24.9782	dimensionless	
RARD *	0.2644	dimensionless	
Median	2.0422	phi	(0.2428 mm)

* RARD = reciprocal absolute relative dispersion (see below)

Statistical Explanation	
Calculations based on the Method of Moments	
Skewness: 3rd Stand. Moment; Exact Gaussian = 0.0	
Kurtosis: 4th Stand. Moment; Exact Gaussian = 3.0	
For Further Explanation, See Basille et al. 2002	
Millimeter data calculated by $mm = 2^{-(\phi)}$	

Reciprocal Absolute Relative Dispersion (RARD) Scale	
< 0.5	Excellent homogeneity (e.g., beaches)
0.5 to 1.0	Good homogeneity
1.0 to 1.33	Fair homogeneity
> 1.33	Poor homogeneity (e.g., glacial)



CR-20

