

Onshore Grab Sample

Sample: CR-18-BB
Sample Taken By: D. Phelps
Sample Collected On: 11/5/09
Splits? N/A

County: Collier
Latitude: 26° 8' 5.4"
Longitude: 81° 48' 23.3"
Datum: WGS 84
Surf. Elev: N/A
Datum: N/A

Fine Data Summary

Total Sample Weight 56.067 grams
Total Fines in Sample 0.155 grams
Total Percent Fines 0.28 %

Dry Sieving Summary

Total Sample Weight 55.875 grams
Total Digested Weight 42.436 grams
Total Carbonate Weight 13.439 grams
Total Silica % 75.95 %
Total Carbonate % 24.05 %
Carbonate/Silica Ratio 0.317

General Comments:

None

Description

Worked By: M. Ladle

Pre-Digestion Grain Size Distribution

Onshore Grab Sample

Sample: CR-18-BB

Total Sample Mass: 55.875 grams

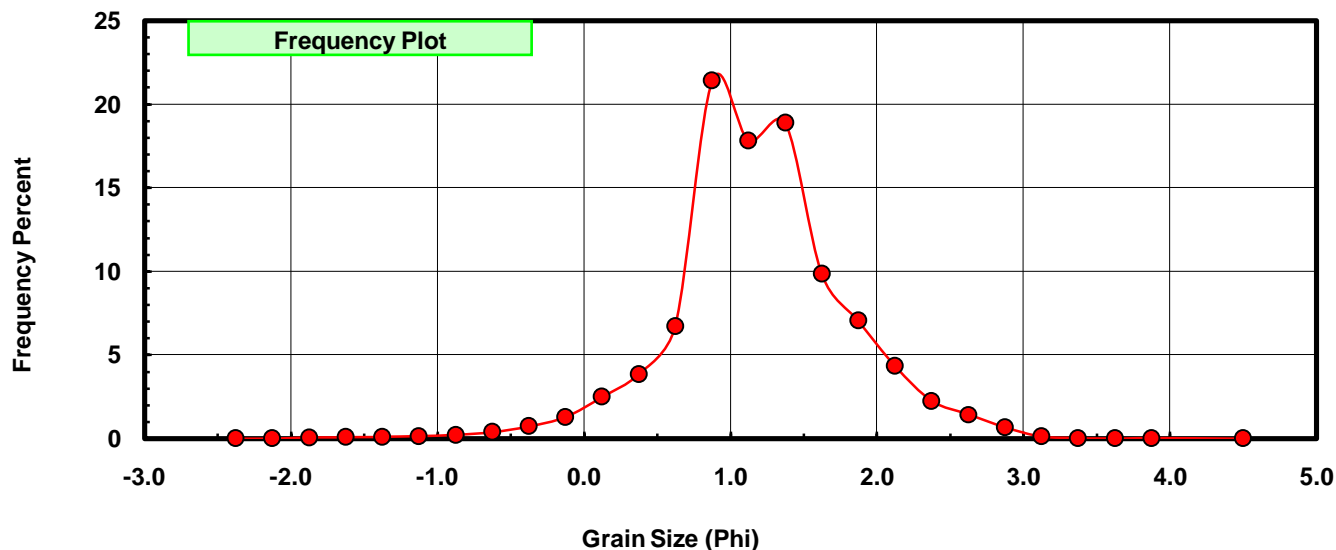
Sieve Size (phi)	Sieve Midpt (phi)	Weight (grams)	Freq Weight %	Cumulative Weight %
-2.25	-2.375	0.000	0.000	0.000
-2.00	-2.125	0.000	0.000	0.000
-1.75	-1.875	0.032	0.057	0.057
-1.50	-1.625	0.051	0.091	0.149
-1.25	-1.375	0.056	0.100	0.249
-1.00	-1.125	0.082	0.147	0.396
-0.75	-0.875	0.119	0.213	0.609
-0.50	-0.625	0.219	0.392	1.000
-0.25	-0.375	0.412	0.737	1.738
0.00	-0.125	0.717	1.283	3.021
0.25	0.125	1.399	2.504	5.525
0.50	0.375	2.156	3.859	9.383
0.75	0.625	3.759	6.728	16.111
1.00	0.875	11.960	21.405	37.516
1.25	1.125	9.951	17.809	55.325
1.50	1.375	10.547	18.876	74.201
1.75	1.625	5.505	9.852	84.054
2.00	1.875	3.938	7.048	91.102
2.25	2.125	2.416	4.324	95.426
2.50	2.375	1.257	2.250	97.675
2.75	2.625	0.811	1.451	99.127
3.00	2.875	0.375	0.671	99.798
3.25	3.125	0.073	0.131	99.928
3.50	3.375	0.015	0.027	99.955
3.75	3.625	0.008	0.014	99.970
4.00	3.875	0.011	0.020	99.989
5.00	4.50	0.006	0.011	100.000

Statistical Results			
Mean:	1.1943	phi	(0.437 mm)
Standard Dev:	0.6162	phi-units	(0.6524 mm)
Skewness:	-0.1942	dimensionless	
Kurtosis:	4.8099	dimensionless	
5th Moment:	-5.3050	dimensionless	
6th Moment:	50.2948	dimensionless	
RARD *	0.5160	dimensionless	
Median	1.0502	phi	(0.4829 mm)

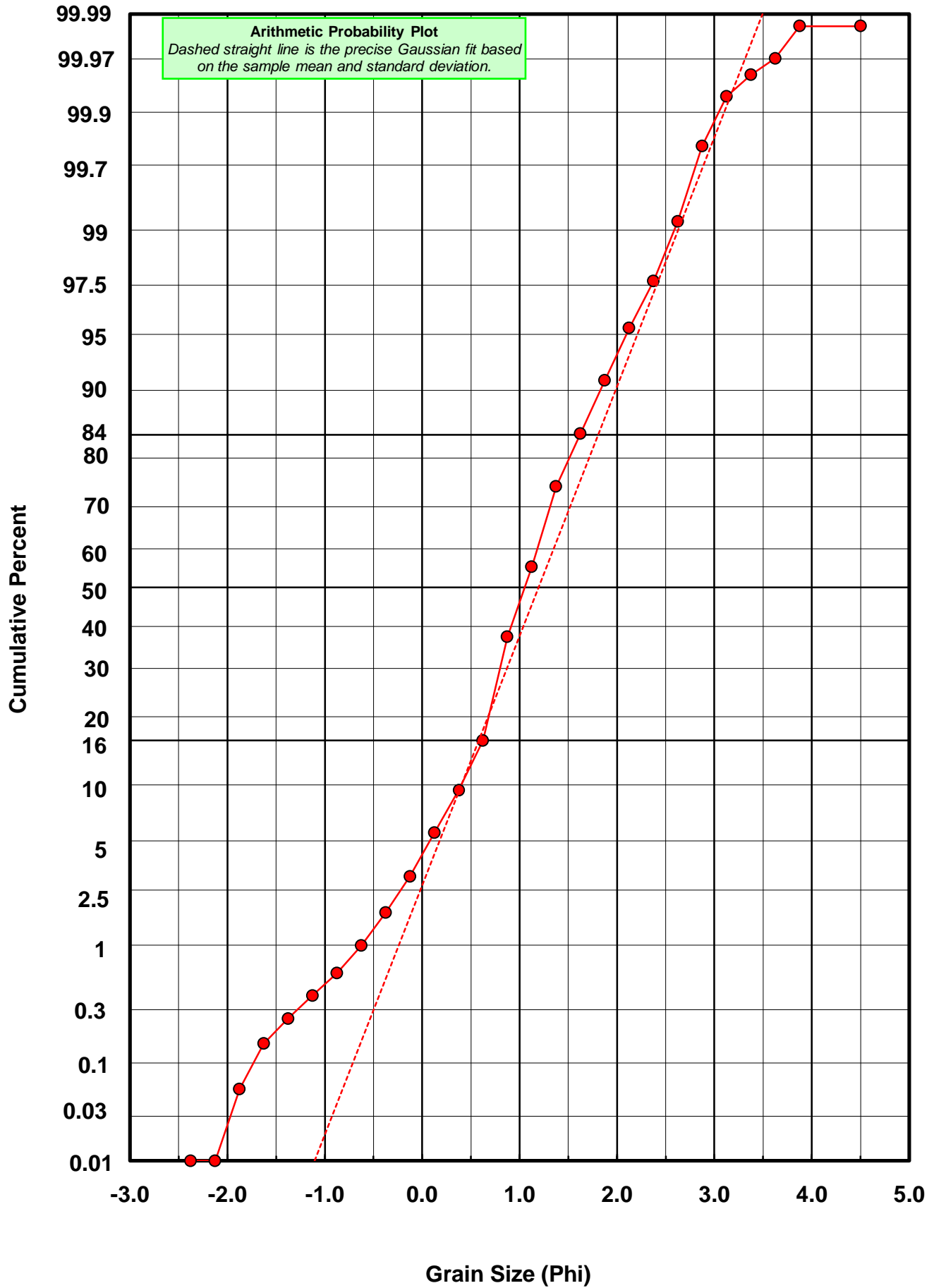
* RARD = reciprocal absolute relative dispersion (see below)

Statistical Explanation
Calculations based on the Method of Moments
Skewness: 3rd Stand. Moment; Exact Gaussian = 0.0
Kurtosis: 4th Stand. Moment; Exact Gaussian = 3.0
For Further Explanation, See Basille et al. 2002
Millimeter data calculated by $mm = 2^{-(\phi)}$

Reciprocal Absolute Relative Dispersion (RARD) Scale	
< 0.5	Excellent homogeneity (e.g., beaches)
0.5 to 1.0	Good homogeneity
1.0 to 1.33	Fair homogeneity
> 1.33	Poor homogeneity (e.g., glacial)



CR-18-BB



Carbonate Grain Size Distribution

Onshore Grab Sample

Sample: CR-18-BB

Total Carbonate Mass: 13.885 grams

% Carbonate: 24.1 %

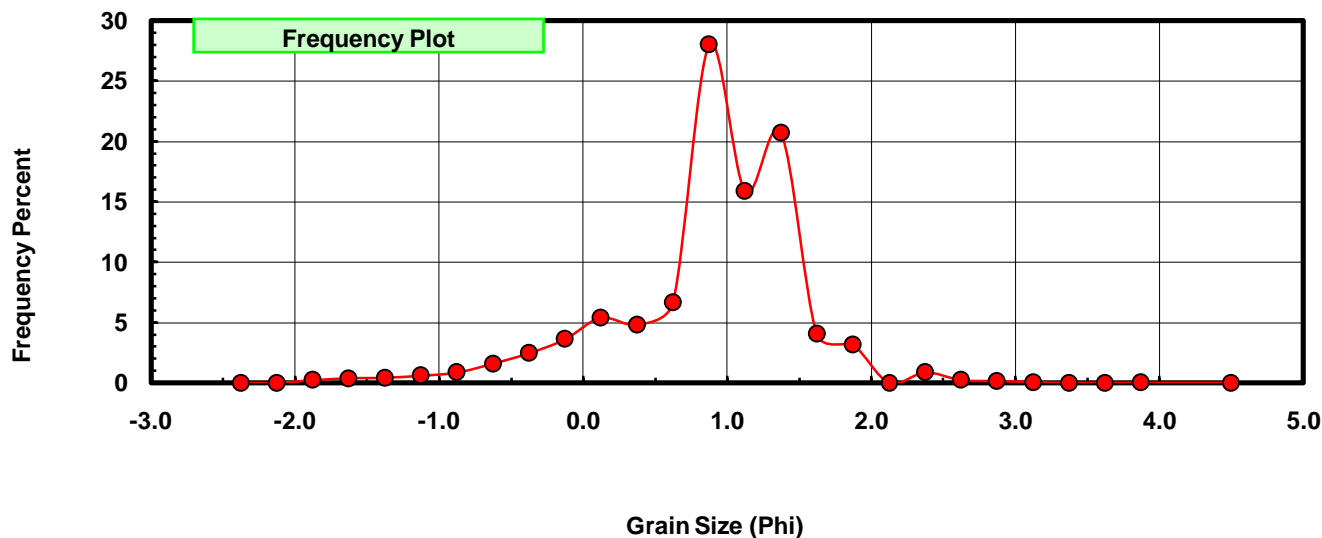
Sieve Size (phi)	Sieve Midpt (phi)	Weight (grams)	Freq Weight %	Cumulative Weight %
-2.25	-2.375	0.000	0.000	0.000
-2.00	-2.125	0.000	0.000	0.000
-1.75	-1.875	0.032	0.230	0.230
-1.50	-1.625	0.051	0.367	0.598
-1.25	-1.375	0.056	0.403	1.001
-1.00	-1.125	0.082	0.591	1.592
-0.75	-0.875	0.119	0.857	2.449
-0.50	-0.625	0.219	1.577	4.026
-0.25	-0.375	0.342	2.463	6.489
0.00	-0.125	0.502	3.615	10.104
0.25	0.125	0.749	5.394	15.499
0.50	0.375	0.669	4.818	20.317
0.75	0.625	0.924	6.655	26.972
1.00	0.875	3.889	28.009	54.980
1.25	1.125	2.202	15.859	70.839
1.50	1.375	2.871	20.677	91.516
1.75	1.625	0.563	4.055	95.571
2.00	1.875	0.435	3.133	98.704
2.25	2.125	0.000	0.000	98.704
2.50	2.375	0.119	0.857	99.561
2.75	2.625	0.031	0.223	99.784
3.00	2.875	0.021	0.151	99.935
3.25	3.125	0.006	0.043	99.978
3.50	3.375	0.000	0.000	99.978
3.75	3.625	0.000	0.000	99.978
4.00	3.875	0.003	0.022	100.000
5.00	4.500	0.000	0.000	100.000

Statistical Results			
Mean:	0.8780	phi	(0.5441 mm)
Standard Dev:	0.6723	phi-units	(0.6275 mm)
Skewness:	-0.9754	dimensionless	
Kurtosis:	4.8966	dimensionless	
5th Moment:	-9.9485	dimensionless	
6th Moment:	45.5035	dimensionless	
RARD *	0.7657	dimensionless	
Median	0.8305	phi	(0.5623 mm)

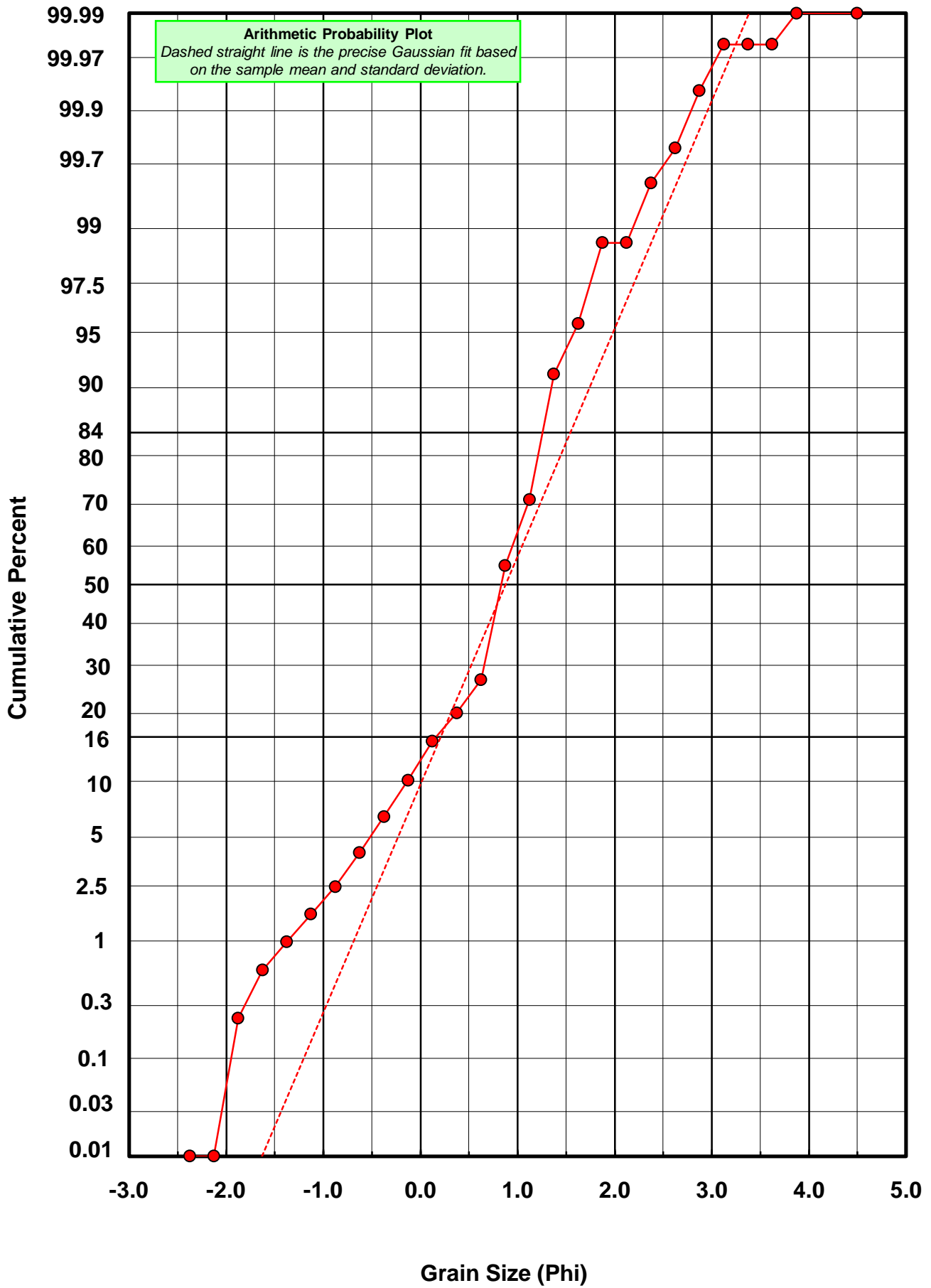
* RARD = reciprocal absolute relative dispersion (see below)

Statistical Explanation	
Calculations based on the Method of Moments	
Skewness: 3rd Stand. Moment; Exact Gaussian = 0.0	
Kurtosis: 4th Stand. Moment; Exact Gaussian = 3.0	
For Further Explanation, See Basille et al. 2002	
Millimeter data calculated by $mm = 2^{-(\phi)}$	

Reciprocal Absolute Relative Dispersion (RARD) Scale	
< 0.5	Excellent homogeneity (e.g., beaches)
0.5 to 1.0	Good homogeneity
1.0 to 1.33	Fair homogeneity
> 1.33	Poor homogeneity (e.g., glacial)



CR-18-BB



Post-Digestion Grain Size Distribution

Onshore Grab Sample

Sample: CR-18-BB

Total Digested Mass: 42.436 grams

% Silica: 75.9 %

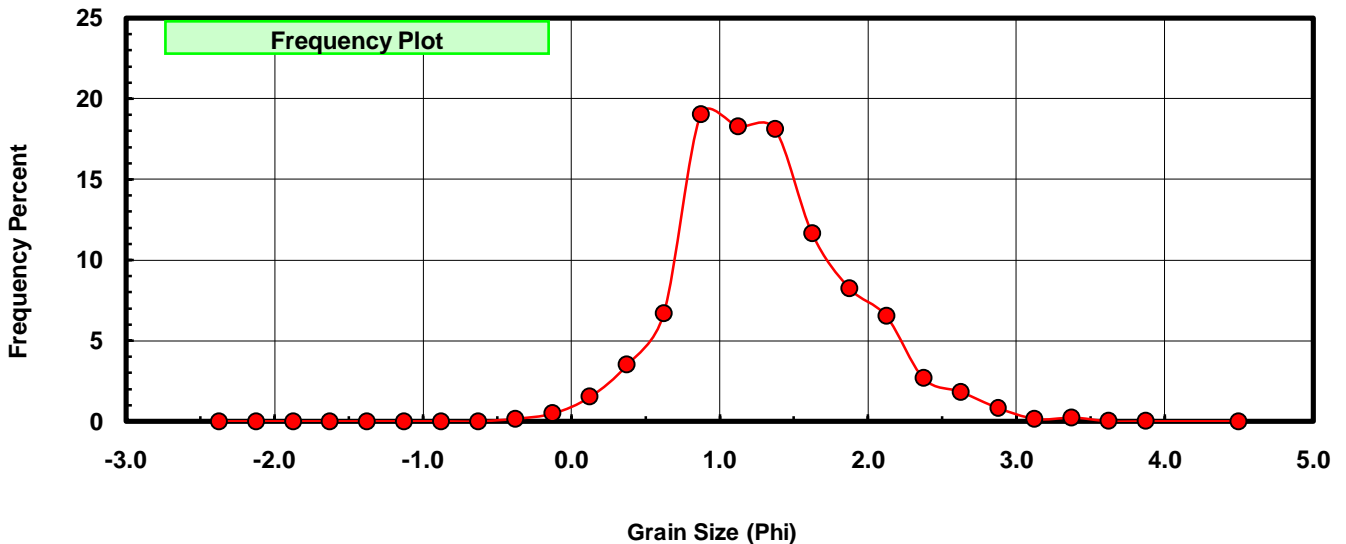
Sieve Size (phi)	Sieve Midpt (phi)	Weight (grams)	Freq Weight %	Cumulative Weight %
-2.25	-2.375	0.000	0.000	0.000
-2.00	-2.125	0.000	0.000	0.000
-1.75	-1.875	0.000	0.000	0.000
-1.50	-1.625	0.000	0.000	0.000
-1.25	-1.375	0.000	0.000	0.000
-1.00	-1.125	0.000	0.000	0.000
-0.75	-0.875	0.000	0.000	0.000
-0.50	-0.625	0.000	0.000	0.000
-0.25	-0.375	0.070	0.165	0.165
0.00	-0.125	0.215	0.507	0.672
0.25	0.125	0.650	1.532	2.203
0.50	0.375	1.487	3.504	5.707
0.75	0.625	2.835	6.681	12.388
1.00	0.875	8.071	19.019	31.407
1.25	1.125	7.749	18.260	49.668
1.50	1.375	7.676	18.088	67.756
1.75	1.625	4.942	11.646	79.402
2.00	1.875	3.503	8.255	87.657
2.25	2.125	2.769	6.525	94.182
2.50	2.375	1.138	2.682	96.864
2.75	2.625	0.780	1.838	98.702
3.00	2.875	0.354	0.834	99.536
3.25	3.125	0.067	0.158	99.694
3.50	3.375	0.106	0.250	99.943
3.75	3.625	0.010	0.024	99.967
4.00	3.875	0.008	0.019	99.986
5.00	4.500	0.006	0.014	100.000

Statistical Results			
Mean:	1.3103	phi	(0.4032 mm)
Standard Dev:	0.5772	phi-units	(0.6703 mm)
Skewness:	0.4614	dimensionless	
Kurtosis:	3.5378	dimensionless	
5th Moment:	4.7385	dimensionless	
6th Moment:	25.5737	dimensionless	
RARD *	0.4405	dimensionless	
Median	1.1296	phi	(0.457 mm)

* RARD = reciprocal absolute relative dispersion (see below)

Statistical Explanation	
Calculations based on the Method of Moments	
Skewness: 3rd Stand. Moment; Exact Gaussian = 0.0	
Kurtosis: 4th Stand. Moment; Exact Gaussian = 3.0	
For Further Explanation, See Basille et al. 2002	
Millimeter data calculated by $mm = 2^{-(\phi)}$	

Reciprocal Absolute Relative Dispersion (RARD) Scale	
< 0.5	Excellent homogeneity (e.g., beaches)
0.5 to 1.0	Good homogeneity
1.0 to 1.33	Fair homogeneity
> 1.33	Poor homogeneity (e.g., glacial)



CR-18-BB

