

Onshore Grab Sample

Sample: CR-17-BB
Sample Taken By: D. Phelps
Sample Collected On: 11/5/09
Splits? N/A

County: Collier
Latitude: 26° 8' 45"
Longitude: 81° 48' 29.2"
Datum: WGS 84
Surf. Elev: N/A
Datum: N/A

Fine Data Summary

Total Sample Weight 56.516 grams
Total Fines in Sample 0.221 grams
Total Percent Fines 0.39 %

Dry Sieving Summary

Total Sample Weight 56.366 grams
Total Digested Weight 45.502 grams
Total Carbonate Weight 10.864 grams
Total Silica % 80.73 %
Total Carbonate % 19.27 %
Carbonate/Silica Ratio 0.239

General Comments:

None

Description

Worked By: M. Ladle

Pre-Digestion Grain Size Distribution

Onshore Grab Sample

Sample: CR-17-BB

Total Sample Mass: 56.366 grams

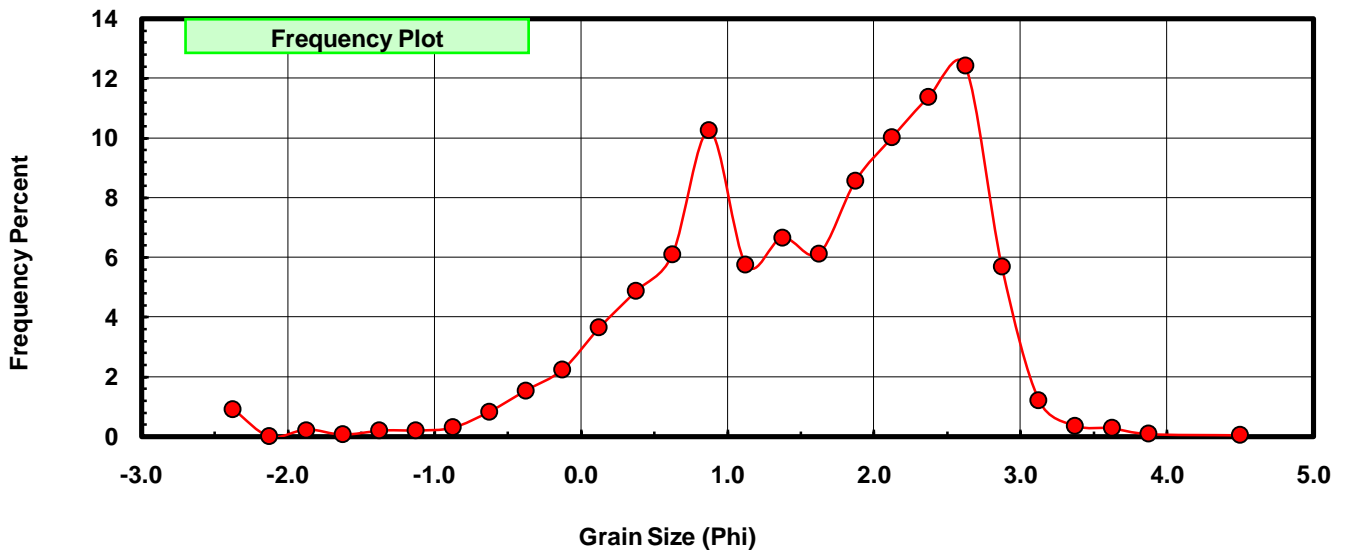
Sieve Size (phi)	Sieve Midpt (phi)	Weight (grams)	Freq Weight %	Cumulative Weight %
-2.25	-2.375	0.517	0.917	0.917
-2.00	-2.125	0.000	0.000	0.917
-1.75	-1.875	0.132	0.234	1.151
-1.50	-1.625	0.038	0.067	1.219
-1.25	-1.375	0.113	0.200	1.419
-1.00	-1.125	0.119	0.211	1.630
-0.75	-0.875	0.170	0.302	1.932
-0.50	-0.625	0.467	0.829	2.761
-0.25	-0.375	0.866	1.536	4.297
0.00	-0.125	1.265	2.244	6.541
0.25	0.125	2.054	3.644	10.185
0.50	0.375	2.746	4.872	15.057
0.75	0.625	3.435	6.094	21.151
1.00	0.875	5.780	10.254	31.405
1.25	1.125	3.247	5.761	37.166
1.50	1.375	3.755	6.662	43.828
1.75	1.625	3.449	6.119	49.947
2.00	1.875	4.823	8.557	58.503
2.25	2.125	5.649	10.022	68.525
2.50	2.375	6.413	11.377	79.903
2.75	2.625	6.997	12.414	92.316
3.00	2.875	3.210	5.695	98.011
3.25	3.125	0.683	1.212	99.223
3.50	3.375	0.204	0.362	99.585
3.75	3.625	0.159	0.282	99.867
4.00	3.875	0.048	0.085	99.952
5.00	4.50	0.027	0.048	100.000

Statistical Results			
Mean:	1.5567	phi	(0.3399 mm)
Standard Dev:	1.0406	phi-units	(0.4861 mm)
Skewness:	-0.8171	dimensionless	
Kurtosis:	3.8801	dimensionless	
5th Moment:	-9.6336	dimensionless	
6th Moment:	36.3071	dimensionless	
RARD *	0.6685	dimensionless	
Median	1.6266	phi	(0.3239 mm)

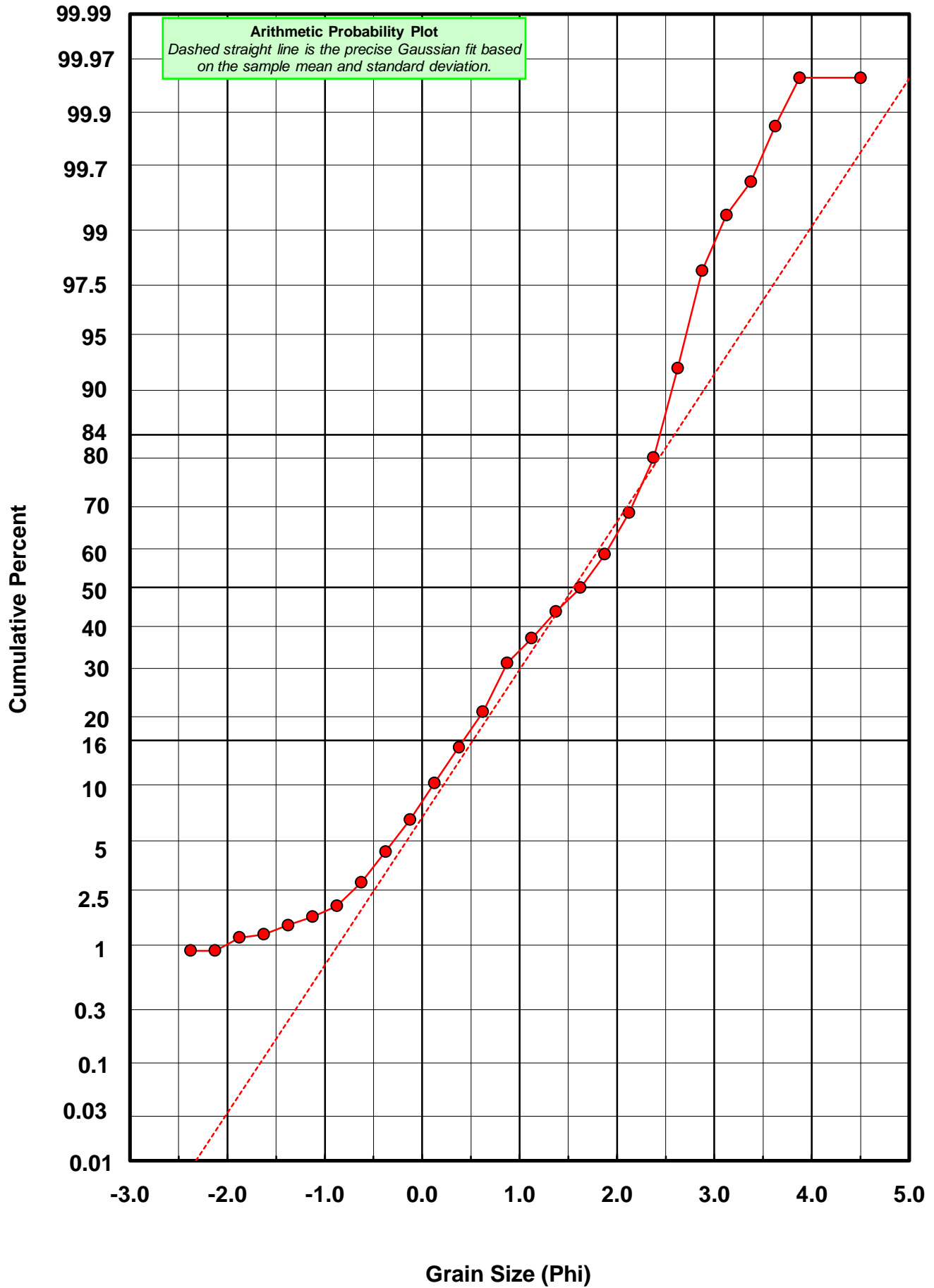
* RARD = reciprocal absolute relative dispersion (see below)

Statistical Explanation	
Calculations based on the Method of Moments	
Skewness: 3rd Stand. Moment; Exact Gaussian = 0.0	
Kurtosis: 4th Stand. Moment; Exact Gaussian = 3.0	
For Further Explanation, See Basille et al. 2002	
Millimeter data calculated by $mm = 2^{-(\phi)}$	

Reciprocal Absolute Relative Dispersion (RARD) Scale	
< 0.5	Excellent homogeneity (e.g., beaches)
0.5 to 1.0	Good homogeneity
1.0 to 1.33	Fair homogeneity
> 1.33	Poor homogeneity (e.g., glacial)



CR-17-BB



Carbonate Grain Size Distribution

Onshore Grab Sample

Sample: CR-17-BB

Total Carbonate Mass: 11.106 grams

% Carbonate: 19.3 %

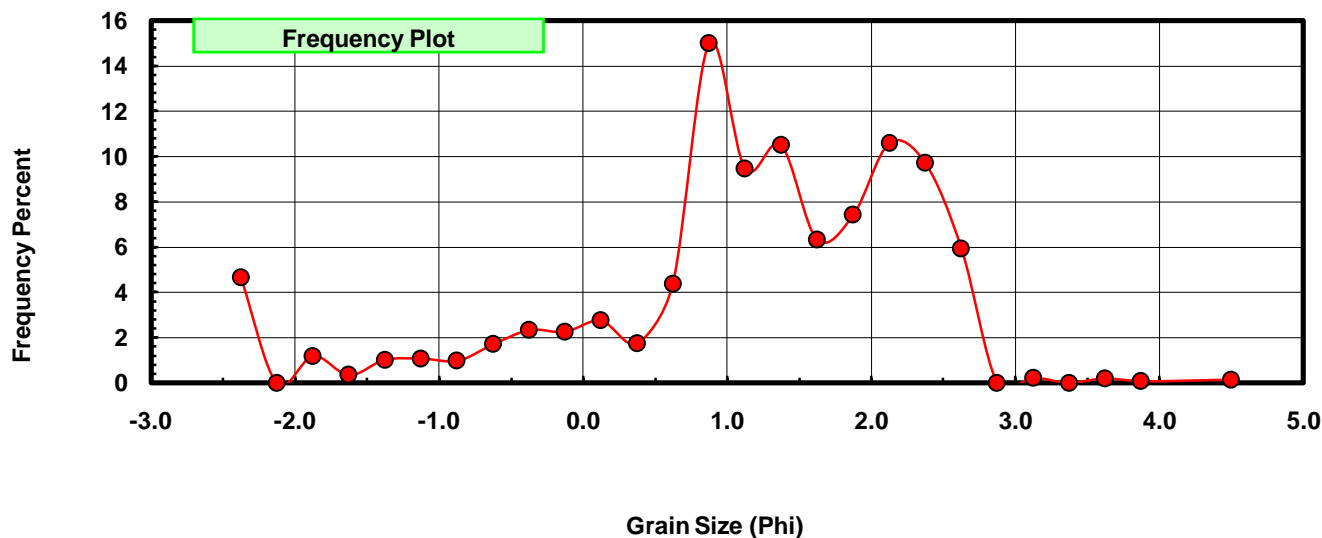
Sieve Size (phi)	Sieve Midpt (phi)	Weight (grams)	Freq Weight %	Cumulative Weight %
-2.25	-2.375	0.517	4.655	4.655
-2.00	-2.125	0.000	0.000	4.655
-1.75	-1.875	0.132	1.189	5.844
-1.50	-1.625	0.038	0.342	6.186
-1.25	-1.375	0.113	1.017	7.203
-1.00	-1.125	0.119	1.071	8.275
-0.75	-0.875	0.108	0.972	9.247
-0.50	-0.625	0.189	1.702	10.949
-0.25	-0.375	0.259	2.332	13.281
0.00	-0.125	0.250	2.251	15.532
0.25	0.125	0.306	2.755	18.287
0.50	0.375	0.193	1.738	20.025
0.75	0.625	0.486	4.376	24.401
1.00	0.875	1.667	15.010	39.411
1.25	1.125	1.050	9.454	48.865
1.50	1.375	1.168	10.517	59.382
1.75	1.625	0.703	6.330	65.712
2.00	1.875	0.824	7.419	73.132
2.25	2.125	1.176	10.589	83.721
2.50	2.375	1.079	9.715	93.436
2.75	2.625	0.659	5.934	99.370
3.00	2.875	0.000	0.000	99.370
3.25	3.125	0.025	0.225	99.595
3.50	3.375	0.000	0.000	99.595
3.75	3.625	0.021	0.189	99.784
4.00	3.875	0.009	0.081	99.865
5.00	4.500	0.015	0.135	100.000

Statistical Results			
Mean:	1.1011	phi	(0.4662 mm)
Standard Dev:	1.3070	phi-units	(0.4042 mm)
Skewness:	-1.1020	dimensionless	
Kurtosis:	3.8130	dimensionless	
5th Moment:	-7.8627	dimensionless	
6th Moment:	22.3142	dimensionless	
RARD *	1.1870	dimensionless	
Median	1.1520	phi	(0.45 mm)

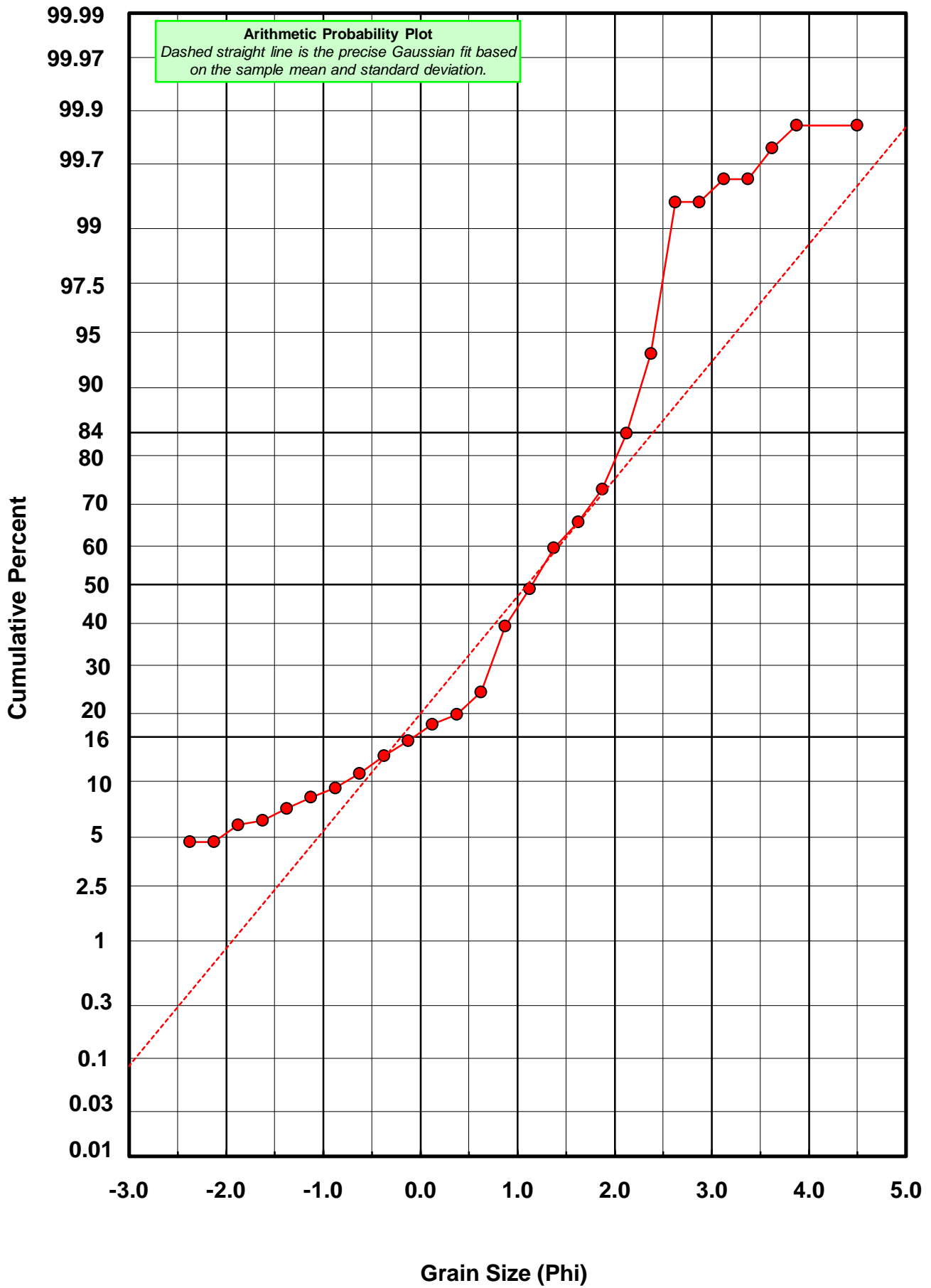
* RARD = reciprocal absolute relative dispersion (see below)

Statistical Explanation	
Calculations based on the Method of Moments	
Skewness: 3rd Stand. Moment; Exact Gaussian = 0.0	
Kurtosis: 4th Stand. Moment; Exact Gaussian = 3.0	
For Further Explanation, See Basille et al. 2002	
Millimeter data calculated by $mm = 2^{(-\phi)}$	

Reciprocal Absolute Relative Dispersion (RARD) Scale	
< 0.5	Excellent homogeneity (e.g., beaches)
0.5 to 1.0	Good homogeneity
1.0 to 1.33	Fair homogeneity
> 1.33	Poor homogeneity (e.g., glacial)



CR-17-BB



Post-Digestion Grain Size Distribution

Onshore Grab Sample

Sample: CR-17-BB

Total Digested Mass: 45.502 grams

% Silica: 80.7 %

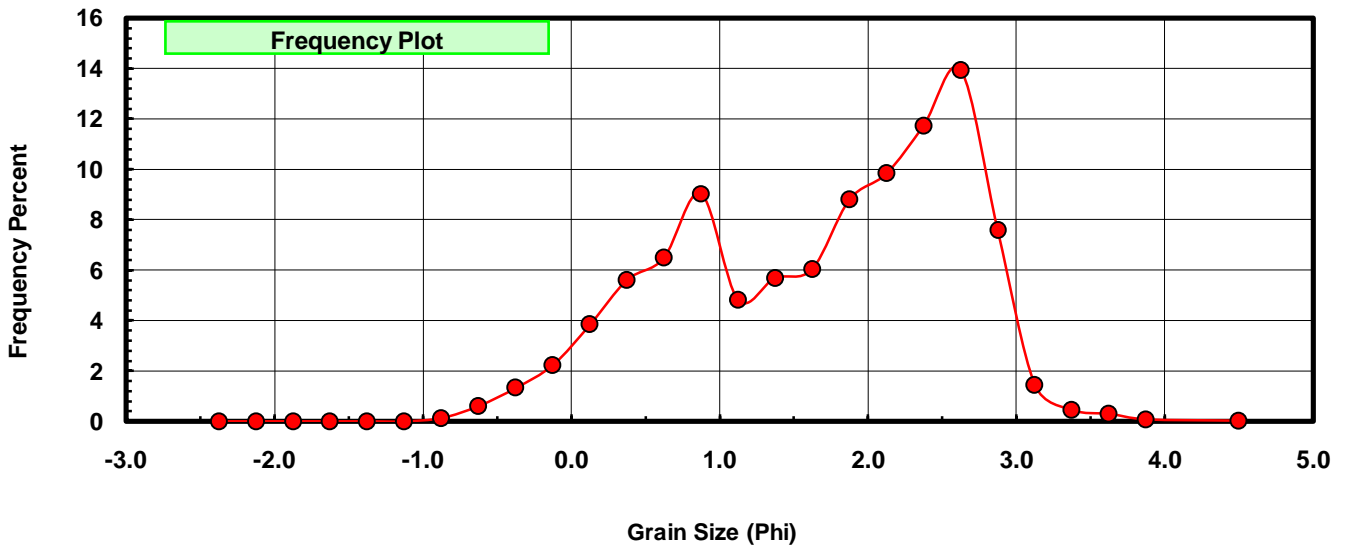
Sieve Size (phi)	Sieve Midpt (phi)	Weight (grams)	Freq Weight %	Cumulative Weight %
-2.25	-2.375	0.000	0.000	0.000
-2.00	-2.125	0.000	0.000	0.000
-1.75	-1.875	0.000	0.000	0.000
-1.50	-1.625	0.000	0.000	0.000
-1.25	-1.375	0.000	0.000	0.000
-1.00	-1.125	0.000	0.000	0.000
-0.75	-0.875	0.062	0.136	0.136
-0.50	-0.625	0.278	0.611	0.747
-0.25	-0.375	0.607	1.334	2.081
0.00	-0.125	1.015	2.231	4.312
0.25	0.125	1.748	3.842	8.153
0.50	0.375	2.553	5.611	13.764
0.75	0.625	2.949	6.481	20.245
1.00	0.875	4.113	9.039	29.284
1.25	1.125	2.197	4.828	34.113
1.50	1.375	2.587	5.685	39.798
1.75	1.625	2.746	6.035	45.833
2.00	1.875	3.999	8.789	54.622
2.25	2.125	4.473	9.830	64.452
2.50	2.375	5.334	11.723	76.175
2.75	2.625	6.338	13.929	90.104
3.00	2.875	3.448	7.578	97.681
3.25	3.125	0.658	1.446	99.128
3.50	3.375	0.208	0.457	99.585
3.75	3.625	0.138	0.303	99.888
4.00	3.875	0.039	0.086	99.974
5.00	4.500	0.012	0.026	100.000

Statistical Results			
Mean:	1.6749	phi	(0.3132 mm)
Standard Dev:	0.9501	phi-units	(0.5176 mm)
Skewness:	-0.3988	dimensionless	
Kurtosis:	2.1161	dimensionless	
5th Moment:	-1.9256	dimensionless	
6th Moment:	6.8499	dimensionless	
RARD *	0.5673	dimensionless	
Median	1.7435	phi	(0.2986 mm)

* RARD = reciprocal absolute relative dispersion (see below)

Statistical Explanation	
Calculations based on the Method of Moments	
Skewness: 3rd Stand. Moment; Exact Gaussian = 0.0	
Kurtosis: 4th Stand. Moment; Exact Gaussian = 3.0	
For Further Explanation, See Basille et al. 2002	
Millimeter data calculated by $mm = 2^{-(\phi)}$	

Reciprocal Absolute Relative Dispersion (RARD) Scale	
< 0.5	Excellent homogeneity (e.g., beaches)
0.5 to 1.0	Good homogeneity
1.0 to 1.33	Fair homogeneity
> 1.33	Poor homogeneity (e.g., glacial)



CR-17-BB

