

Onshore Grab Sample

Sample: CR-16-BB
Sample Taken By: D. Phelps
Sample Collected On: 11/5/09
Splits? N/A

County: Collier
Latitude: 26° 9' 24"
Longitude: 81° 48' 37.2"
Datum: WGS 84
Surf. Elev: N/A
Datum: N/A

Fine Data Summary

Total Sample Weight 56.208 grams
Total Fines in Sample 0.141 grams
Total Percent Fines 0.25 %

Dry Sieving Summary

Total Sample Weight 56.124 grams
Total Digested Weight 47.948 grams
Total Carbonate Weight 8.176 grams
Total Silica % 85.43 %
Total Carbonate % 14.57 %
Carbonate/Silica Ratio 0.171

General Comments:

None

Description

Worked By: M. Ladle

Pre-Digestion Grain Size Distribution

Onshore Grab Sample

Sample: CR-16-BB

Total Sample Mass: 56.124 grams

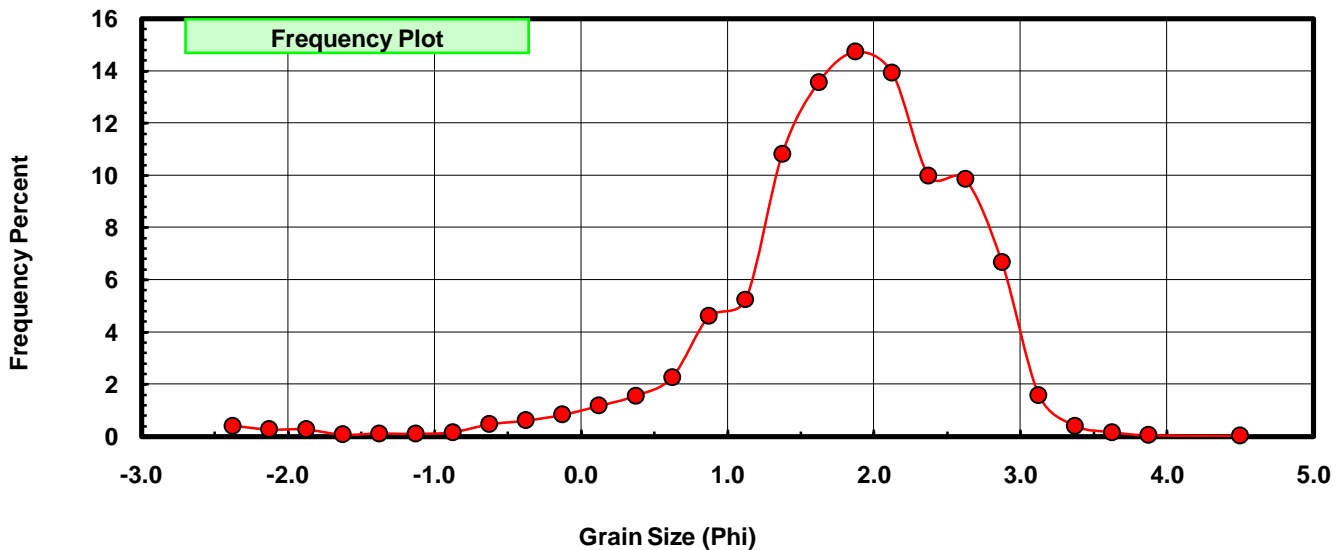
Sieve Size (phi)	Sieve Midpt (phi)	Weight (grams)	Freq Weight %	Cumulative Weight %
-2.25	-2.375	0.228	0.406	0.406
-2.00	-2.125	0.153	0.273	0.679
-1.75	-1.875	0.155	0.276	0.955
-1.50	-1.625	0.041	0.073	1.028
-1.25	-1.375	0.066	0.118	1.146
-1.00	-1.125	0.062	0.110	1.256
-0.75	-0.875	0.091	0.162	1.418
-0.50	-0.625	0.266	0.474	1.892
-0.25	-0.375	0.343	0.611	2.503
0.00	-0.125	0.469	0.836	3.339
0.25	0.125	0.663	1.181	4.520
0.50	0.375	0.873	1.555	6.076
0.75	0.625	1.272	2.266	8.342
1.00	0.875	2.593	4.620	12.962
1.25	1.125	2.955	5.265	18.227
1.50	1.375	6.072	10.819	29.046
1.75	1.625	7.611	13.561	42.607
2.00	1.875	8.266	14.728	57.336
2.25	2.125	7.810	13.916	71.251
2.50	2.375	5.599	9.976	81.227
2.75	2.625	5.531	9.855	91.082
3.00	2.875	3.746	6.675	97.757
3.25	3.125	0.890	1.586	99.343
3.50	3.375	0.228	0.406	99.749
3.75	3.625	0.092	0.164	99.913
4.00	3.875	0.033	0.059	99.971
5.00	4.50	0.016	0.029	100.000

Statistical Results			
Mean:	1.7900	phi	(0.2892 mm)
Standard Dev:	0.8461	phi-units	(0.5563 mm)
Skewness:	-1.4382	dimensionless	
Kurtosis:	7.2779	dimensionless	
5th Moment:	-26.8930	dimensionless	
6th Moment:	122.8819	dimensionless	
RARD *	0.4727	dimensionless	
Median	1.7505	phi	(0.2972 mm)

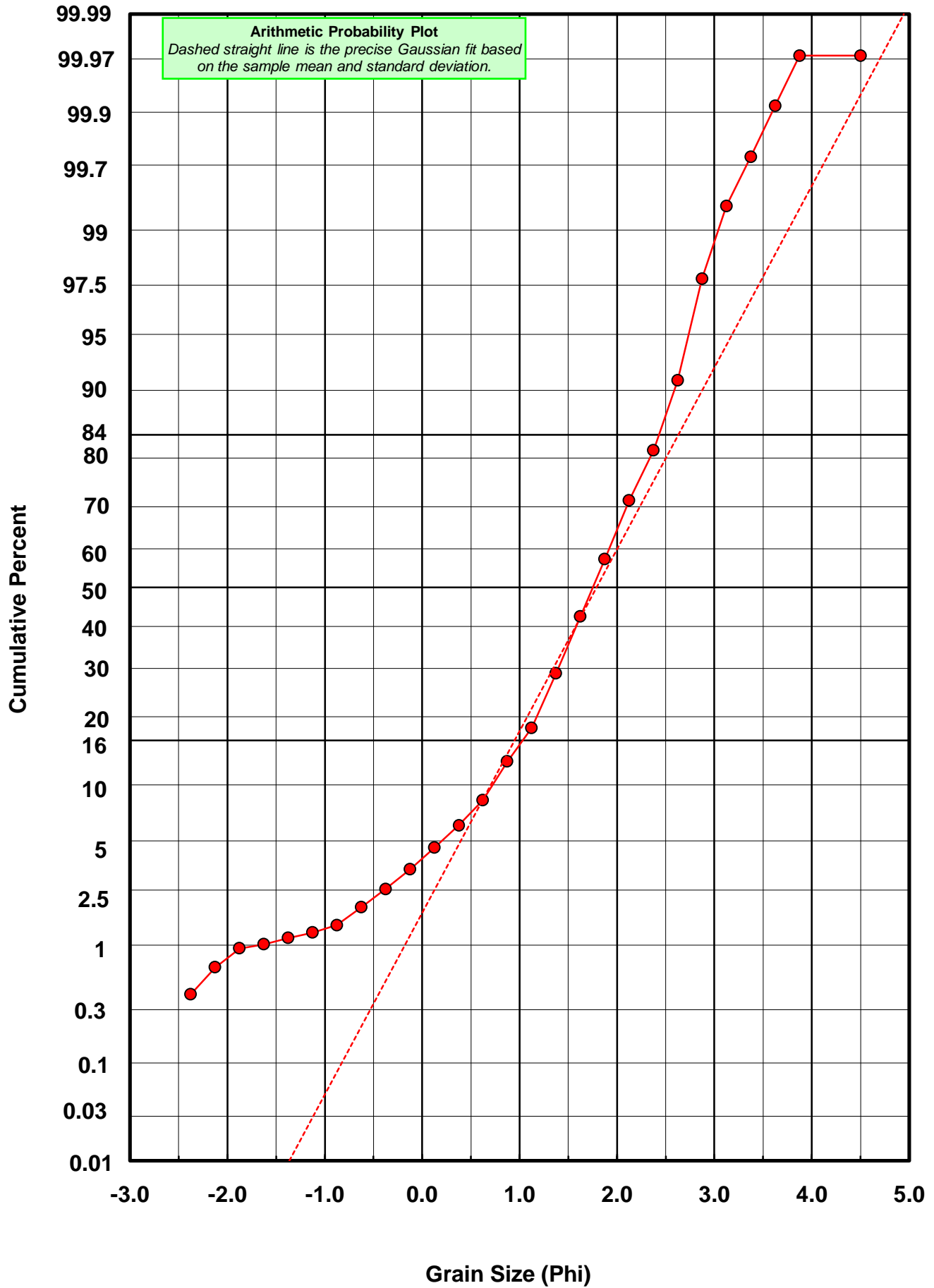
* RARD = reciprocal absolute relative dispersion (see below)

Statistical Explanation	
Calculations based on the Method of Moments	
Skewness: 3rd Stand. Moment; Exact Gaussian = 0.0	
Kurtosis: 4th Stand. Moment; Exact Gaussian = 3.0	
For Further Explanation, See Basille et al. 2002	
Millimeter data calculated by $mm = 2^{(-phi)}$	

Reciprocal Absolute Relative Dispersion (RARD) Scale	
< 0.5	Excellent homogeneity (e.g., beaches)
0.5 to 1.0	Good homogeneity
1.0 to 1.33	Fair homogeneity
> 1.33	Poor homogeneity (e.g., glacial)



CR-16-BB



Carbonate Grain Size Distribution

Onshore Grab Sample

Sample: CR-16-BB

Total Carbonate Mass: 8.176 grams

% Carbonate: 14.6 %

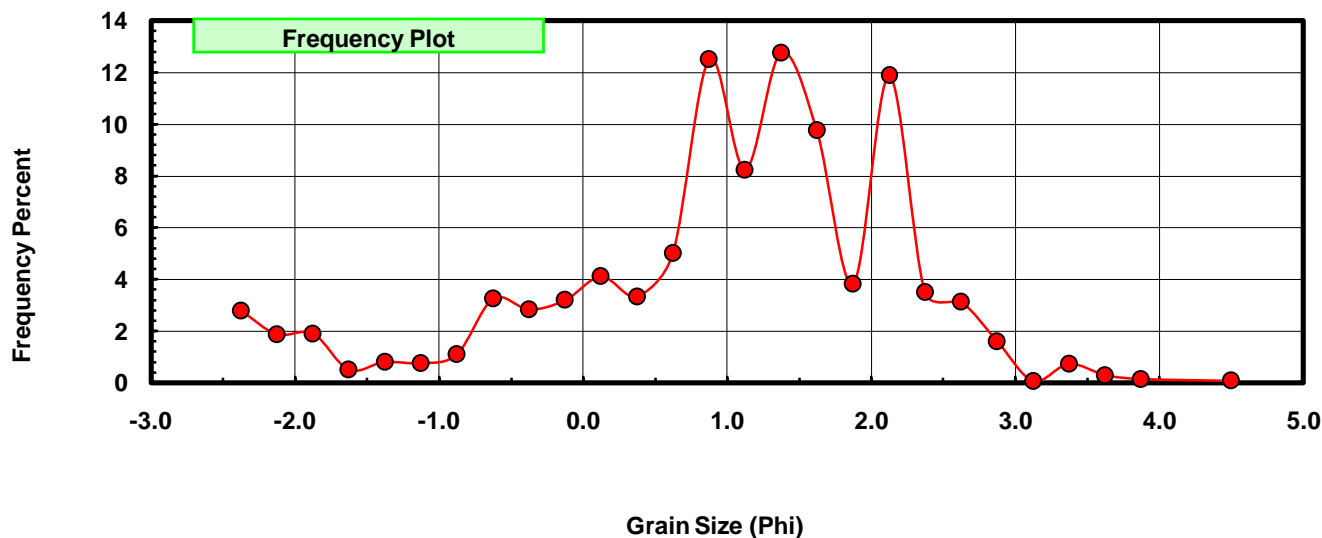
Sieve Size (phi)	Sieve Midpt (phi)	Weight (grams)	Freq Weight %	Cumulative Weight %
-2.25	-2.375	0.228	2.789	2.789
-2.00	-2.125	0.153	1.871	4.660
-1.75	-1.875	0.155	1.896	6.556
-1.50	-1.625	0.041	0.501	7.057
-1.25	-1.375	0.066	0.807	7.864
-1.00	-1.125	0.062	0.758	8.623
-0.75	-0.875	0.091	1.113	9.736
-0.50	-0.625	0.266	3.253	12.989
-0.25	-0.375	0.232	2.838	15.827
0.00	-0.125	0.262	3.205	19.031
0.25	0.125	0.336	4.110	23.141
0.50	0.375	0.273	3.339	26.480
0.75	0.625	0.409	5.002	31.482
1.00	0.875	1.023	12.512	43.995
1.25	1.125	0.673	8.231	52.226
1.50	1.375	1.043	12.757	64.983
1.75	1.625	0.798	9.760	74.743
2.00	1.875	0.313	3.828	78.571
2.25	2.125	0.971	11.876	90.448
2.50	2.375	0.286	3.498	93.946
2.75	2.625	0.255	3.119	97.065
3.00	2.875	0.131	1.602	98.667
3.25	3.125	0.006	0.073	98.740
3.50	3.375	0.060	0.734	99.474
3.75	3.625	0.024	0.294	99.768
4.00	3.875	0.012	0.147	99.914
5.00	4.500	0.007	0.086	100.000

Statistical Results			
Mean:	0.9534	phi	(0.5164 mm)
Standard Dev:	1.3380	phi-units	(0.3956 mm)
Skewness:	-0.8231	dimensionless	
Kurtosis:	3.1776	dimensionless	
5th Moment:	-5.0399	dimensionless	
6th Moment:	14.9733	dimensionless	
RARD *	1.4034	dimensionless	
Median	1.0574	phi	(0.4805 mm)

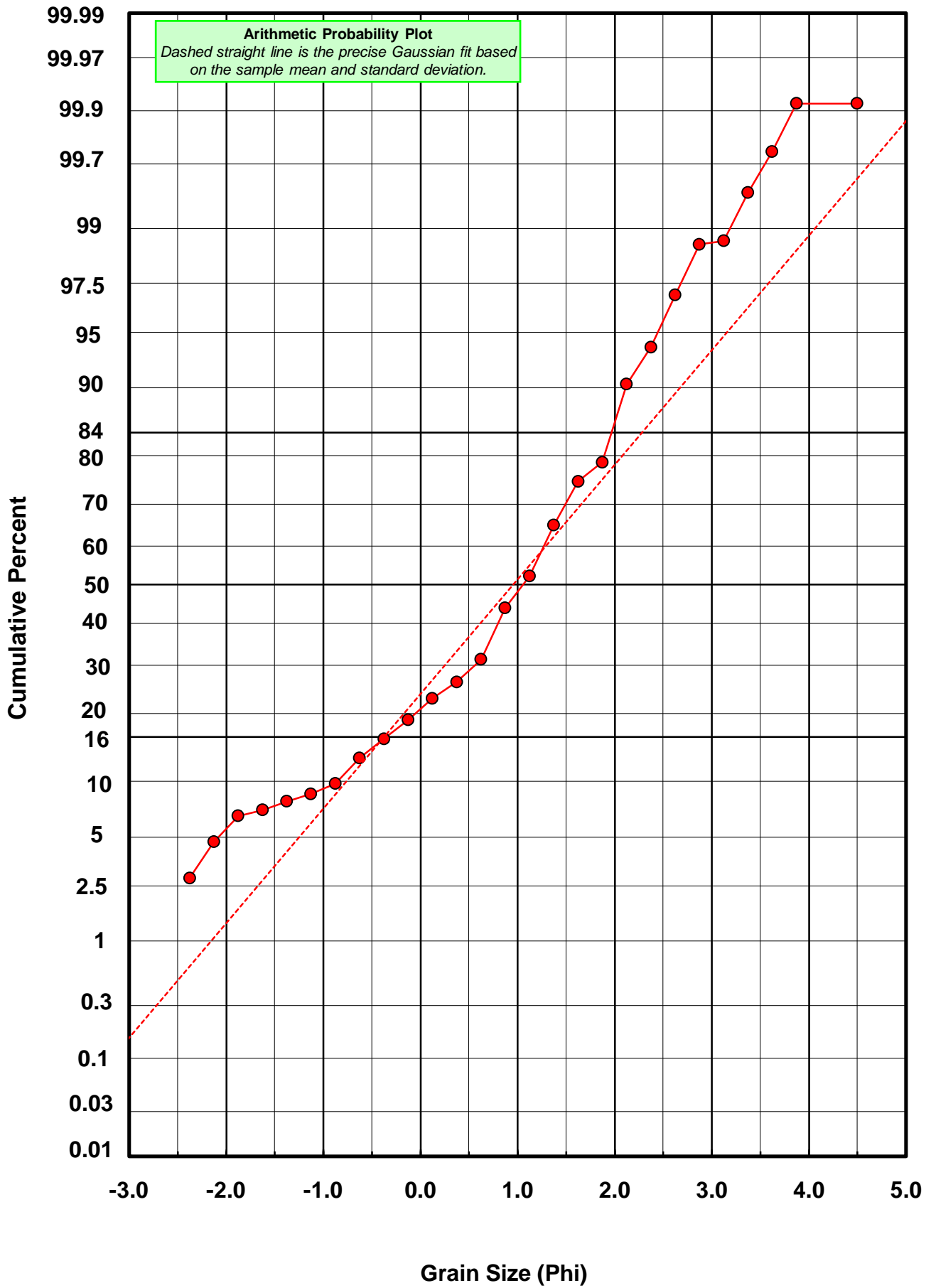
* RARD = reciprocal absolute relative dispersion (see below)

Statistical Explanation	
Calculations based on the Method of Moments	
Skewness: 3rd Stand. Moment; Exact Gaussian = 0.0	
Kurtosis: 4th Stand. Moment; Exact Gaussian = 3.0	
For Further Explanation, See Basille et al. 2002	
Millimeter data calculated by $mm = 2^{-(\phi)}$	

Reciprocal Absolute Relative Dispersion (RARD) Scale	
< 0.5	Excellent homogeneity (e.g., beaches)
0.5 to 1.0	Good homogeneity
1.0 to 1.33	Fair homogeneity
> 1.33	Poor homogeneity (e.g., glacial)



CR-16-BB



Post-Digestion Grain Size Distribution

Onshore Grab Sample

Sample: CR-16-BB

Total Digested Mass: 47.948 grams

% Silica: 85.4 %

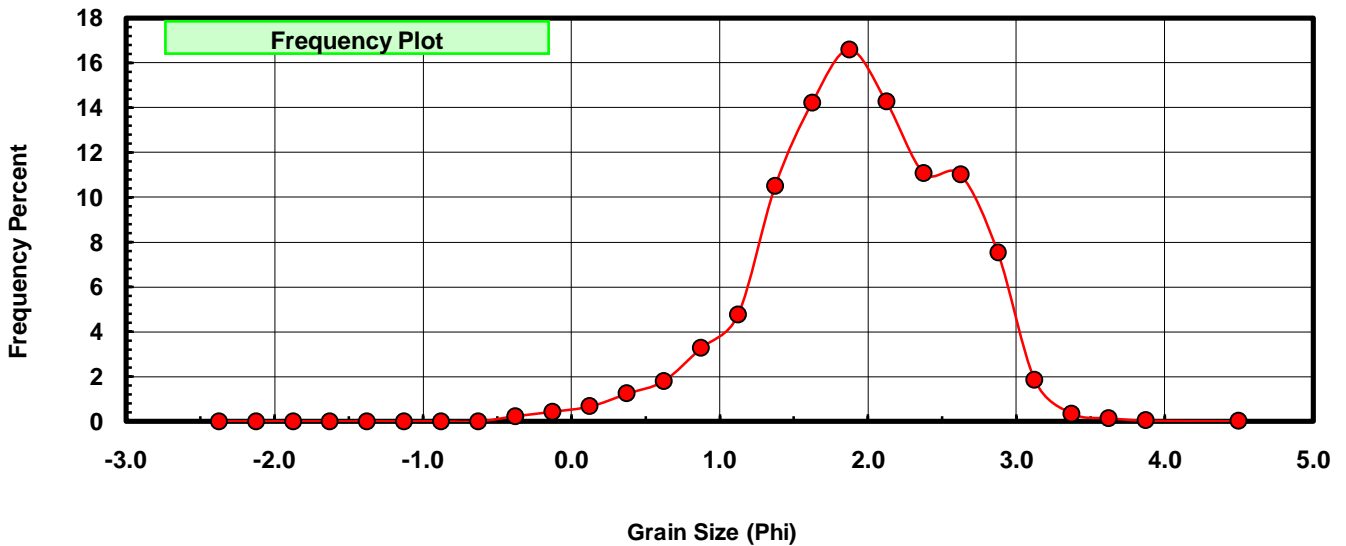
Sieve Size (phi)	Sieve Midpt (phi)	Weight (grams)	Freq Weight %	Cumulative Weight %
-2.25	-2.375	0.000	0.000	0.000
-2.00	-2.125	0.000	0.000	0.000
-1.75	-1.875	0.000	0.000	0.000
-1.50	-1.625	0.000	0.000	0.000
-1.25	-1.375	0.000	0.000	0.000
-1.00	-1.125	0.000	0.000	0.000
-0.75	-0.875	0.000	0.000	0.000
-0.50	-0.625	0.000	0.000	0.000
-0.25	-0.375	0.111	0.232	0.232
0.00	-0.125	0.207	0.432	0.663
0.25	0.125	0.327	0.682	1.345
0.50	0.375	0.600	1.251	2.597
0.75	0.625	0.863	1.800	4.396
1.00	0.875	1.570	3.274	7.671
1.25	1.125	2.282	4.759	12.430
1.50	1.375	5.029	10.488	22.919
1.75	1.625	6.813	14.209	37.128
2.00	1.875	7.953	16.587	53.714
2.25	2.125	6.839	14.263	67.978
2.50	2.375	5.313	11.081	79.059
2.75	2.625	5.276	11.004	90.062
3.00	2.875	3.615	7.539	97.602
3.25	3.125	0.884	1.844	99.445
3.50	3.375	0.168	0.350	99.796
3.75	3.625	0.068	0.142	99.937
4.00	3.875	0.021	0.044	99.981
5.00	4.500	0.009	0.019	100.000

Statistical Results			
Mean:	1.9327	phi	(0.2619 mm)
Standard Dev:	0.6514	phi-units	(0.6367 mm)
Skewness:	-0.4244	dimensionless	
Kurtosis:	3.3045	dimensionless	
5th Moment:	-4.3315	dimensionless	
6th Moment:	20.1550	dimensionless	
RARD *	0.3370	dimensionless	
Median	1.8190	phi	(0.2834 mm)

* RARD = reciprocal absolute relative dispersion (see below)

Statistical Explanation	
Calculations based on the Method of Moments	
Skewness: 3rd Stand. Moment; Exact Gaussian = 0.0	
Kurtosis: 4th Stand. Moment; Exact Gaussian = 3.0	
For Further Explanation, See Basille et al. 2002	
Millimeter data calculated by $mm = 2^{-(\phi)}$	

Reciprocal Absolute Relative Dispersion (RARD) Scale	
< 0.5	Excellent homogeneity (e.g., beaches)
0.5 to 1.0	Good homogeneity
1.0 to 1.33	Fair homogeneity
> 1.33	Poor homogeneity (e.g., glacial)



CR-16-BB

