

Onshore Grab Sample

Sample: CR-15
Sample Taken By: D. Phelps
Sample Collected On: 11/5/09
Splits? N/A

County: Collier
Latitude: 26° 10' 16.4"
Longitude: 81° 48' 47.7"
Datum: WGS 84
Surf. Elev: N/A
Datum: N/A

Fine Data Summary

Total Sample Weight 57.678 grams
Total Fines in Sample 0.163 grams
Total Percent Fines 0.28 %

Dry Sieving Summary

Total Sample Weight 57.509 grams
Total Digested Weight 41.456 grams
Total Carbonate Weight 16.053 grams
Total Silica % 72.09 %
Total Carbonate % 27.91 %
Carbonate/Silica Ratio 0.387

General Comments:

None

Description

Worked By: M. Ladle

Pre-Digestion Grain Size Distribution

Onshore Grab Sample

Sample: CR-15

Total Sample Mass: 57.509 grams

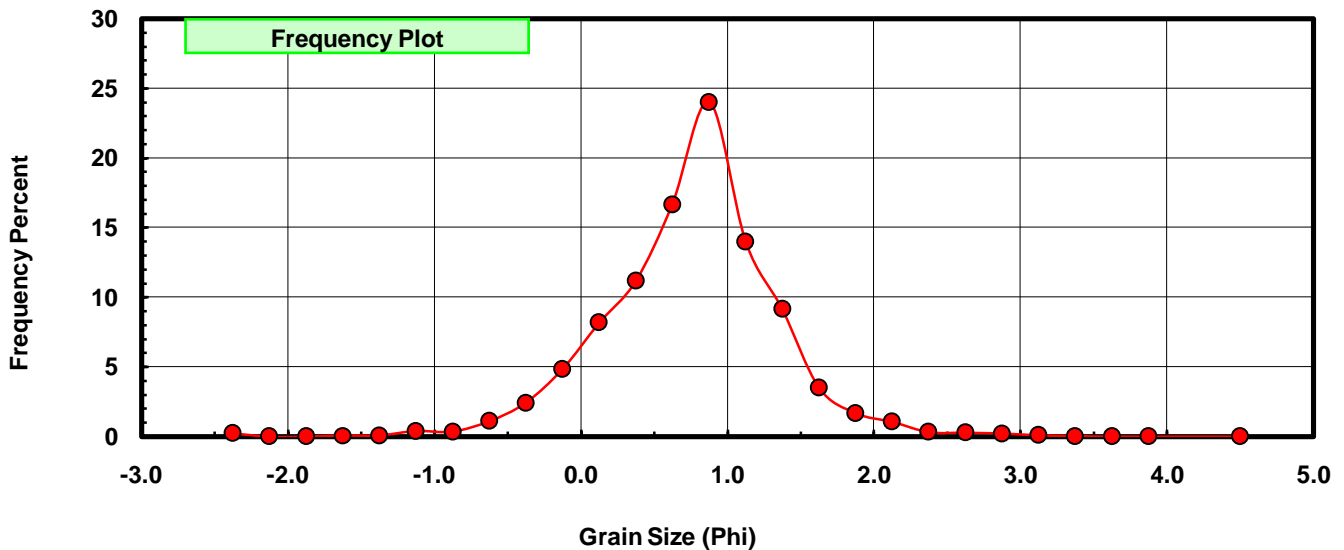
Sieve Size (phi)	Sieve Midpt (phi)	Weight (grams)	Freq Weight %	Cumulative Weight %
-2.25	-2.375	0.141	0.245	0.245
-2.00	-2.125	0.000	0.000	0.245
-1.75	-1.875	0.000	0.000	0.245
-1.50	-1.625	0.051	0.089	0.334
-1.25	-1.375	0.049	0.085	0.419
-1.00	-1.125	0.225	0.391	0.810
-0.75	-0.875	0.202	0.351	1.162
-0.50	-0.625	0.644	1.120	2.281
-0.25	-0.375	1.393	2.422	4.704
0.00	-0.125	2.792	4.855	9.559
0.25	0.125	4.708	8.187	17.745
0.50	0.375	6.430	11.181	28.926
0.75	0.625	9.585	16.667	45.593
1.00	0.875	13.810	24.014	69.606
1.25	1.125	8.036	13.973	83.580
1.50	1.375	5.259	9.145	92.725
1.75	1.625	2.026	3.523	96.248
2.00	1.875	0.966	1.680	97.927
2.25	2.125	0.613	1.066	98.993
2.50	2.375	0.184	0.320	99.313
2.75	2.625	0.163	0.283	99.597
3.00	2.875	0.127	0.221	99.817
3.25	3.125	0.059	0.103	99.920
3.50	3.375	0.022	0.038	99.958
3.75	3.625	0.010	0.017	99.976
4.00	3.875	0.007	0.012	99.988
5.00	4.50	0.007	0.012	100.000

Statistical Results			
Mean:	0.7503	phi	(0.5945 mm)
Standard Dev:	0.6085	phi-units	(0.6559 mm)
Skewness:	-0.2911	dimensionless	
Kurtosis:	5.7732	dimensionless	
5th Moment:	-6.1541	dimensionless	
6th Moment:	85.8540	dimensionless	
RARD *	0.8110	dimensionless	
Median	0.6709	phi	(0.6281 mm)

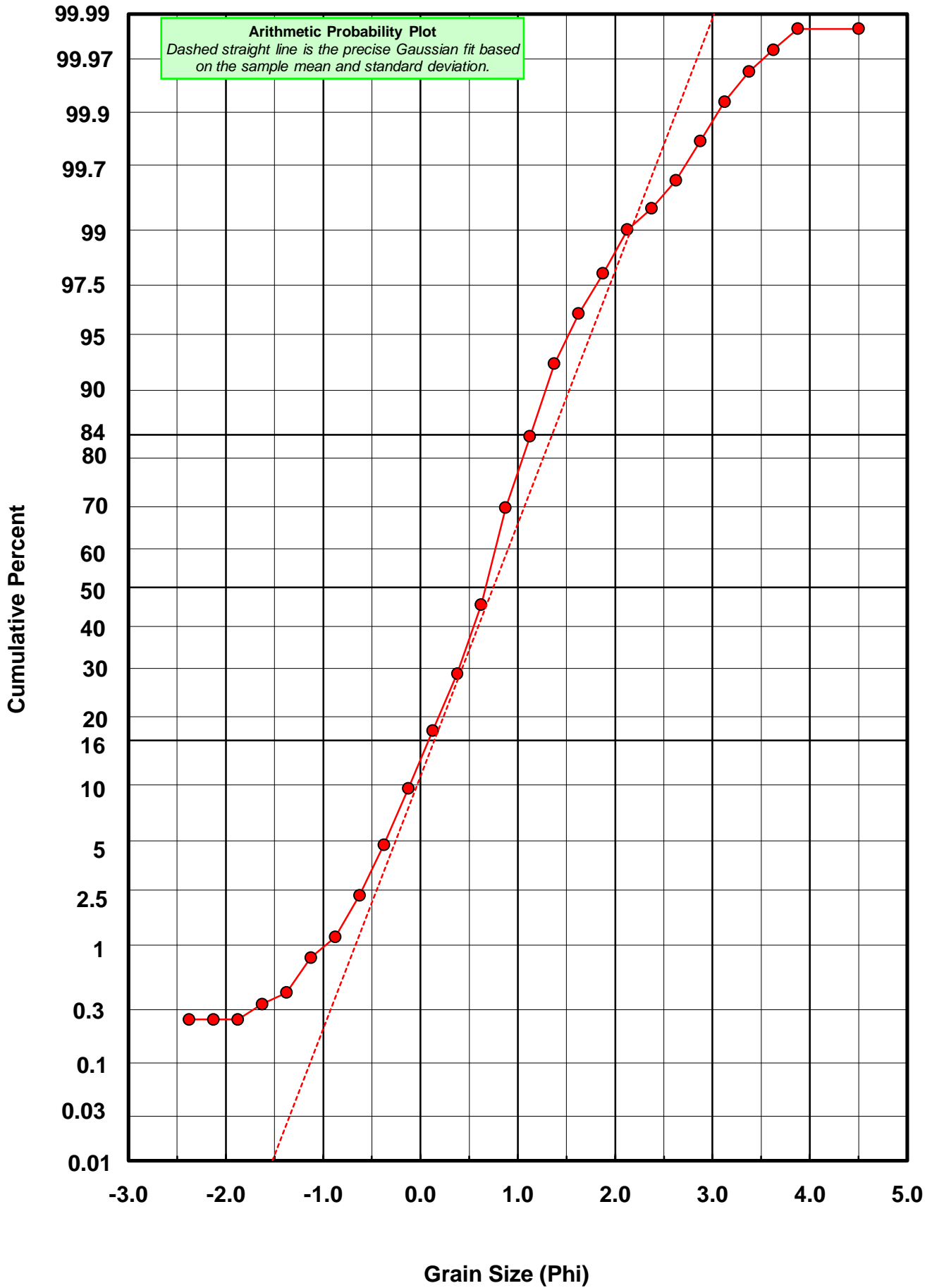
* RARD = reciprocal absolute relative dispersion (see below)

Statistical Explanation	
Calculations based on the Method of Moments	
Skewness: 3rd Stand. Moment; Exact Gaussian = 0.0	
Kurtosis: 4th Stand. Moment; Exact Gaussian = 3.0	
For Further Explanation, See Basille et al. 2002	
Millimeter data calculated by $mm = 2^{-(\phi)}$	

Reciprocal Absolute Relative Dispersion (RARD) Scale	
< 0.5	Excellent homogeneity (e.g., beaches)
0.5 to 1.0	Good homogeneity
1.0 to 1.33	Fair homogeneity
> 1.33	Poor homogeneity (e.g., glacial)



CR-15



Carbonate Grain Size Distribution

Onshore Grab Sample

Sample: CR-15

Total Carbonate Mass: 16.700 grams

% Carbonate: 27.9 %

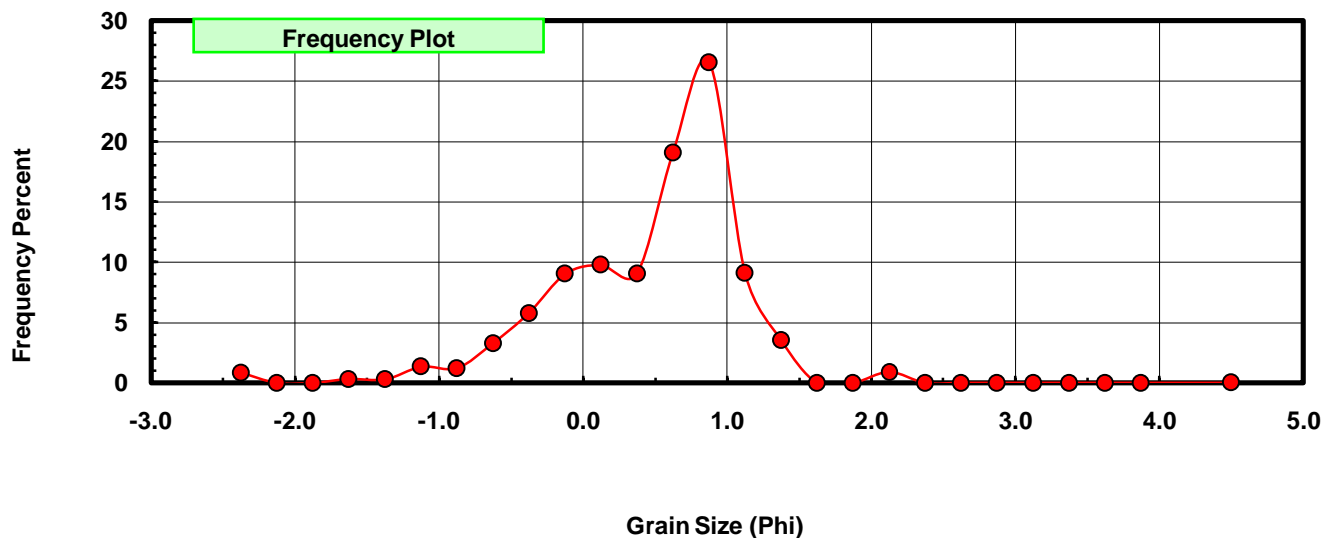
Sieve Size (phi)	Sieve Midpt (phi)	Weight (grams)	Freq Weight %	Cumulative Weight %
-2.25	-2.375	0.141	0.844	0.844
-2.00	-2.125	0.000	0.000	0.844
-1.75	-1.875	0.000	0.000	0.844
-1.50	-1.625	0.051	0.305	1.150
-1.25	-1.375	0.049	0.293	1.443
-1.00	-1.125	0.225	1.347	2.790
-0.75	-0.875	0.202	1.210	4.000
-0.50	-0.625	0.547	3.275	7.275
-0.25	-0.375	0.963	5.766	13.042
0.00	-0.125	1.509	9.036	22.078
0.25	0.125	1.633	9.778	31.856
0.50	0.375	1.510	9.042	40.898
0.75	0.625	3.182	19.054	59.952
1.00	0.875	4.430	26.527	86.479
1.25	1.125	1.515	9.072	95.551
1.50	1.375	0.592	3.545	99.096
1.75	1.625	0.000	0.000	99.096
2.00	1.875	0.000	0.000	99.096
2.25	2.125	0.148	0.886	99.982
2.50	2.375	0.000	0.000	99.982
2.75	2.625	0.000	0.000	99.982
3.00	2.875	0.000	0.000	99.982
3.25	3.125	0.000	0.000	99.982
3.50	3.375	0.000	0.000	99.982
3.75	3.625	0.000	0.000	99.982
4.00	3.875	0.000	0.000	99.982
5.00	4.500	0.003	0.018	100.000

Statistical Results			
Mean:	0.4596	phi	(0.7272 mm)
Standard Dev:	0.6651	phi-units	(0.6306 mm)
Skewness:	-1.0517	dimensionless	
Kurtosis:	5.4956	dimensionless	
5th Moment:	-13.4521	dimensionless	
6th Moment:	74.9531	dimensionless	
RARD *	1.4472	dimensionless	
Median	0.4944	phi	(0.7098 mm)

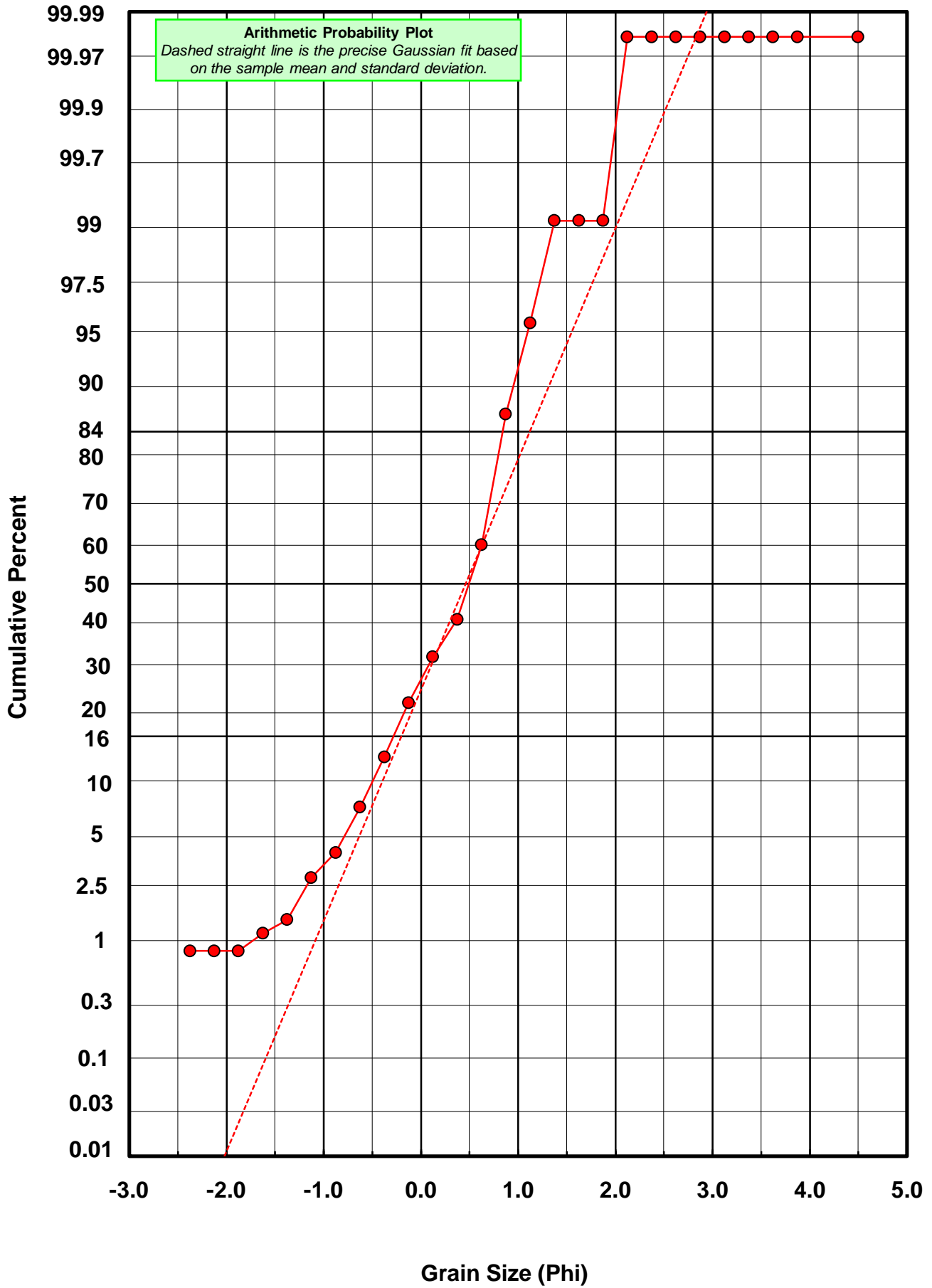
* RARD = reciprocal absolute relative dispersion (see below)

Statistical Explanation	
Calculations based on the Method of Moments	
Skewness: 3rd Stand. Moment; Exact Gaussian = 0.0	
Kurtosis: 4th Stand. Moment; Exact Gaussian = 3.0	
For Further Explanation, See Basille et al. 2002	
Millimeter data calculated by $mm = 2^{-(\phi)}$	

Reciprocal Absolute Relative Dispersion (RARD) Scale	
< 0.5	Excellent homogeneity (e.g., beaches)
0.5 to 1.0	Good homogeneity
1.0 to 1.33	Fair homogeneity
> 1.33	Poor homogeneity (e.g., glacial)



CR-15



Post-Digestion Grain Size Distribution

Onshore Grab Sample

Sample: CR-15

Total Digested Mass: 41.456 grams

% Silica: 72.1 %

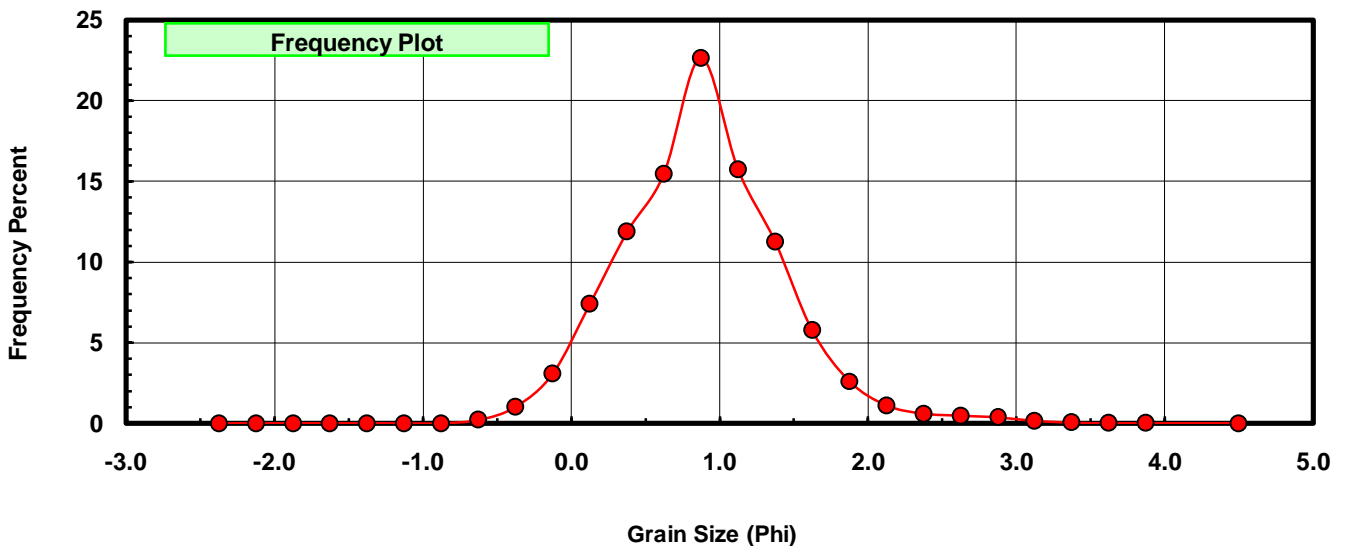
Sieve Size (phi)	Sieve Midpt (phi)	Weight (grams)	Freq Weight %	Cumulative Weight %
-2.25	-2.375	0.000	0.000	0.000
-2.00	-2.125	0.000	0.000	0.000
-1.75	-1.875	0.000	0.000	0.000
-1.50	-1.625	0.000	0.000	0.000
-1.25	-1.375	0.000	0.000	0.000
-1.00	-1.125	0.000	0.000	0.000
-0.75	-0.875	0.000	0.000	0.000
-0.50	-0.625	0.097	0.234	0.234
-0.25	-0.375	0.430	1.037	1.271
0.00	-0.125	1.283	3.095	4.366
0.25	0.125	3.075	7.418	11.784
0.50	0.375	4.920	11.868	23.652
0.75	0.625	6.403	15.445	39.097
1.00	0.875	9.380	22.626	61.723
1.25	1.125	6.521	15.730	77.453
1.50	1.375	4.667	11.258	88.711
1.75	1.625	2.396	5.780	94.491
2.00	1.875	1.091	2.632	97.122
2.25	2.125	0.465	1.122	98.244
2.50	2.375	0.251	0.605	98.849
2.75	2.625	0.197	0.475	99.325
3.00	2.875	0.160	0.386	99.711
3.25	3.125	0.065	0.157	99.867
3.50	3.375	0.024	0.058	99.925
3.75	3.625	0.014	0.034	99.959
4.00	3.875	0.013	0.031	99.990
5.00	4.500	0.004	0.010	100.000

Statistical Results			
Mean:	0.8856	phi	(0.5413 mm)
Standard Dev:	0.5632	phi-units	(0.6768 mm)
Skewness:	0.5474	dimensionless	
Kurtosis:	4.4433	dimensionless	
5th Moment:	9.7148	dimensionless	
6th Moment:	49.7717	dimensionless	
RARD *	0.6359	dimensionless	
Median	0.7455	phi	(0.5965 mm)

* RARD = reciprocal absolute relative dispersion (see below)

Statistical Explanation	
Calculations based on the Method of Moments	
Skewness: 3rd Stand. Moment; Exact Gaussian = 0.0	
Kurtosis: 4th Stand. Moment; Exact Gaussian = 3.0	
For Further Explanation, See Basille et al. 2002	
Millimeter data calculated by $mm = 2^{-(\phi)}$	

Reciprocal Absolute Relative Dispersion (RARD) Scale	
< 0.5	Excellent homogeneity (e.g., beaches)
0.5 to 1.0	Good homogeneity
1.0 to 1.33	Fair homogeneity
> 1.33	Poor homogeneity (e.g., glacial)



CR-15

