

Onshore Grab Sample

Sample: CR-14
Sample Taken By: D. Phelps
Sample Collected On: 11/5/09
Splits? N/A

County: Collier
Latitude: 26° 10' 34.6"
Longitude: 81° 48' 53.4"
Datum: WGS 84
Surf. Elev: N/A
Datum: N/A

Fine Data Summary

Total Sample Weight	63.461 grams
Total Fines in Sample	0.214 grams
Total Percent Fines	0.34 %

Dry Sieving Summary

Total Sample Weight	63.228 grams
Total Digested Weight	58.839 grams
Total Carbonate Weight	4.389 grams
Total Silica %	93.06 %
Total Carbonate %	6.94 %
Carbonate/Silica Ratio	0.075

General Comments:

None

Description

Worked By: M. Ladle

Pre-Digestion Grain Size Distribution

Onshore Grab Sample

Sample: CR-14

Total Sample Mass: 63.228 grams

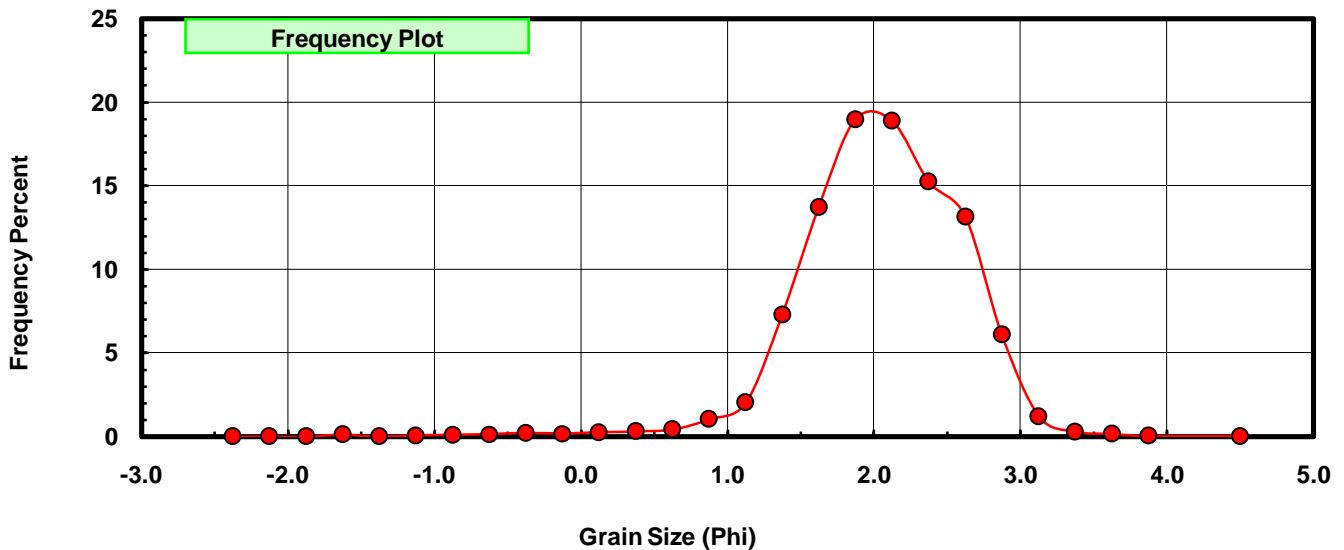
Sieve Size (phi)	Sieve Midpt (phi)	Weight (grams)	Freq Weight %	Cumulative Weight %
-2.25	-2.375	0.000	0.000	0.000
-2.00	-2.125	0.000	0.000	0.000
-1.75	-1.875	0.000	0.000	0.000
-1.50	-1.625	0.083	0.131	0.131
-1.25	-1.375	0.000	0.000	0.131
-1.00	-1.125	0.040	0.063	0.195
-0.75	-0.875	0.066	0.104	0.299
-0.50	-0.625	0.095	0.150	0.449
-0.25	-0.375	0.137	0.217	0.666
0.00	-0.125	0.119	0.188	0.854
0.25	0.125	0.165	0.261	1.115
0.50	0.375	0.198	0.313	1.428
0.75	0.625	0.266	0.421	1.849
1.00	0.875	0.657	1.039	2.888
1.25	1.125	1.284	2.031	4.919
1.50	1.375	4.617	7.302	12.221
1.75	1.625	8.685	13.736	25.957
2.00	1.875	11.992	18.966	44.923
2.25	2.125	11.932	18.871	63.795
2.50	2.375	9.631	15.232	79.027
2.75	2.625	8.318	13.156	92.182
3.00	2.875	3.852	6.092	98.274
3.25	3.125	0.762	1.205	99.480
3.50	3.375	0.185	0.293	99.772
3.75	3.625	0.100	0.158	99.930
4.00	3.875	0.026	0.041	99.972
5.00	4.50	0.018	0.028	100.000

Statistical Results			
Mean:	2.0490	phi	(0.2417 mm)
Standard Dev:	0.5668	phi-units	(0.6751 mm)
Skewness:	-1.1317	dimensionless	
Kurtosis:	7.8697	dimensionless	
5th Moment:	-32.2368	dimensionless	
6th Moment:	188.6629	dimensionless	
RARD *	0.2766	dimensionless	
Median	1.9423	phi	(0.2602 mm)

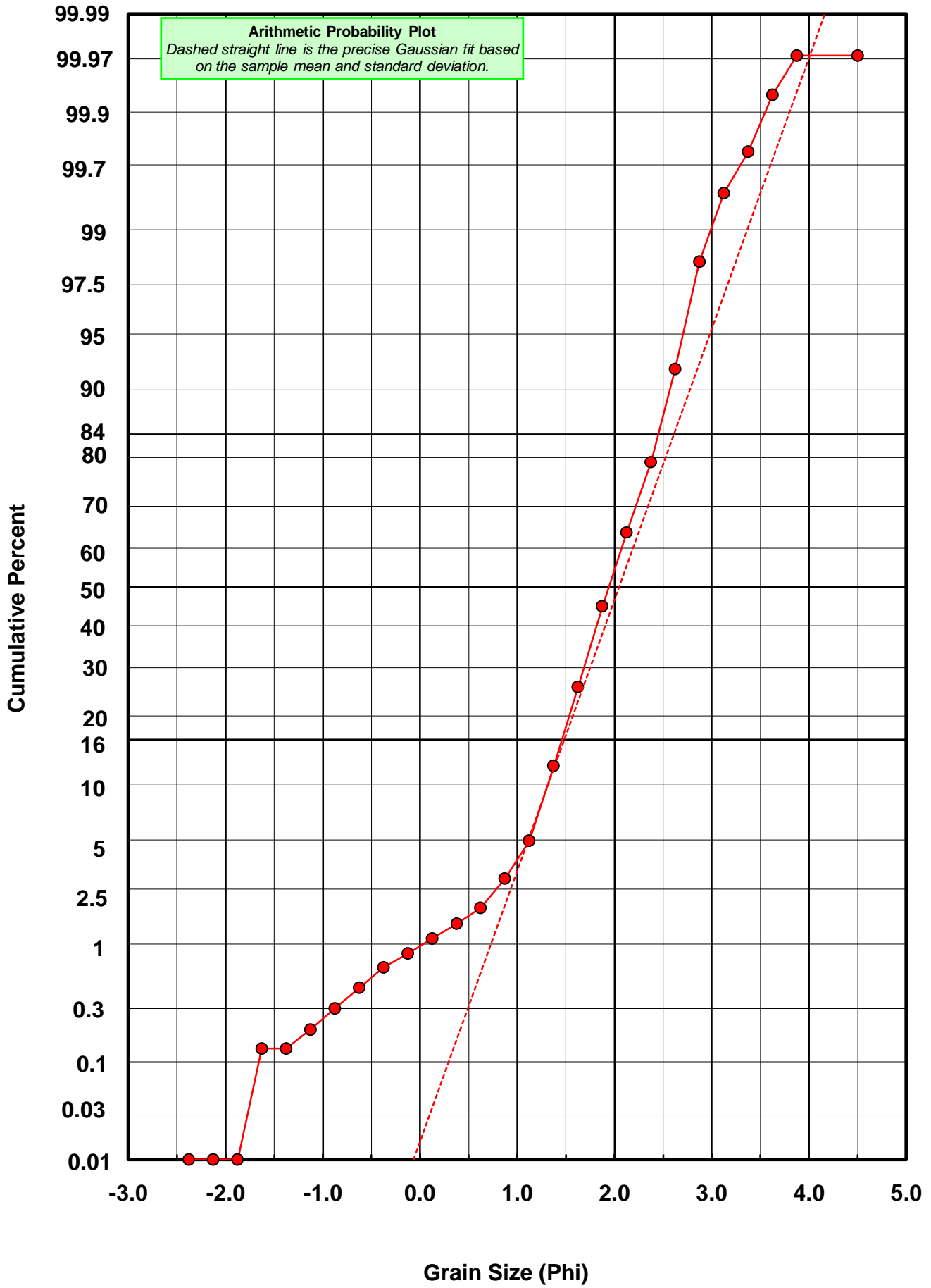
* RARD = reciprocal absolute relative dispersion (see below)

Statistical Explanation	
Calculations based on the Method of Moments	
Skewness: 3rd Stand. Moment; Exact Gaussian = 0.0	
Kurtosis: 4th Stand. Moment; Exact Gaussian = 3.0	
For Further Explanation, See Basille et al. 2002	
Millimeter data calculated by $mm = 2^{-(\phi)}$	

Reciprocal Absolute Relative Dispersion (RARD) Scale	
< 0.5	Excellent homogeneity (e.g., beaches)
0.5 to 1.0	Good homogeneity
1.0 to 1.33	Fair homogeneity
> 1.33	Poor homogeneity (e.g., glacial)



CR-14



Carbonate Grain Size Distribution

Onshore Grab Sample

Sample: CR-14

Total Carbonate Mass: 4.555 grams

% Carbonate: 6.9 %

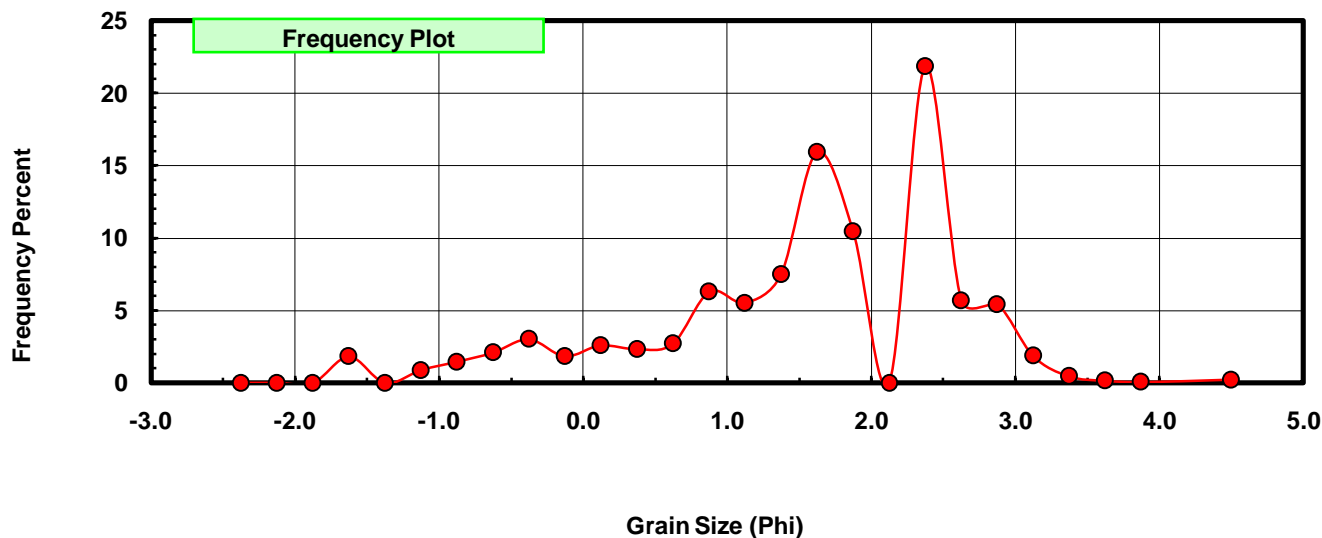
Sieve Size (phi)	Sieve Midpt (phi)	Weight (grams)	Freq Weight %	Cumulative Weight %
-2.25	-2.375	0.000	0.000	0.000
-2.00	-2.125	0.000	0.000	0.000
-1.75	-1.875	0.000	0.000	0.000
-1.50	-1.625	0.083	1.822	1.822
-1.25	-1.375	0.000	0.000	1.822
-1.00	-1.125	0.040	0.878	2.700
-0.75	-0.875	0.066	1.449	4.149
-0.50	-0.625	0.095	2.086	6.235
-0.25	-0.375	0.137	3.008	9.243
0.00	-0.125	0.083	1.822	11.065
0.25	0.125	0.118	2.591	13.655
0.50	0.375	0.106	2.327	15.982
0.75	0.625	0.123	2.700	18.683
1.00	0.875	0.286	6.279	24.962
1.25	1.125	0.251	5.510	30.472
1.50	1.375	0.341	7.486	37.958
1.75	1.625	0.725	15.917	53.875
2.00	1.875	0.475	10.428	64.303
2.25	2.125	0.000	0.000	64.303
2.50	2.375	0.995	21.844	86.147
2.75	2.625	0.258	5.664	91.811
3.00	2.875	0.247	5.423	97.234
3.25	3.125	0.085	1.866	99.100
3.50	3.375	0.021	0.461	99.561
3.75	3.625	0.007	0.154	99.715
4.00	3.875	0.003	0.066	99.780
5.00	4.500	0.010	0.220	100.000

Statistical Results			
Mean:	1.5394	phi	(0.344 mm)
Standard Dev:	1.0741	phi-units	(0.475 mm)
Skewness:	-0.8811	dimensionless	
Kurtosis:	3.5230	dimensionless	
5th Moment:	-6.3468	dimensionless	
6th Moment:	20.3588	dimensionless	
RARD *	0.6978	dimensionless	
Median	1.5641	phi	(0.3382 mm)

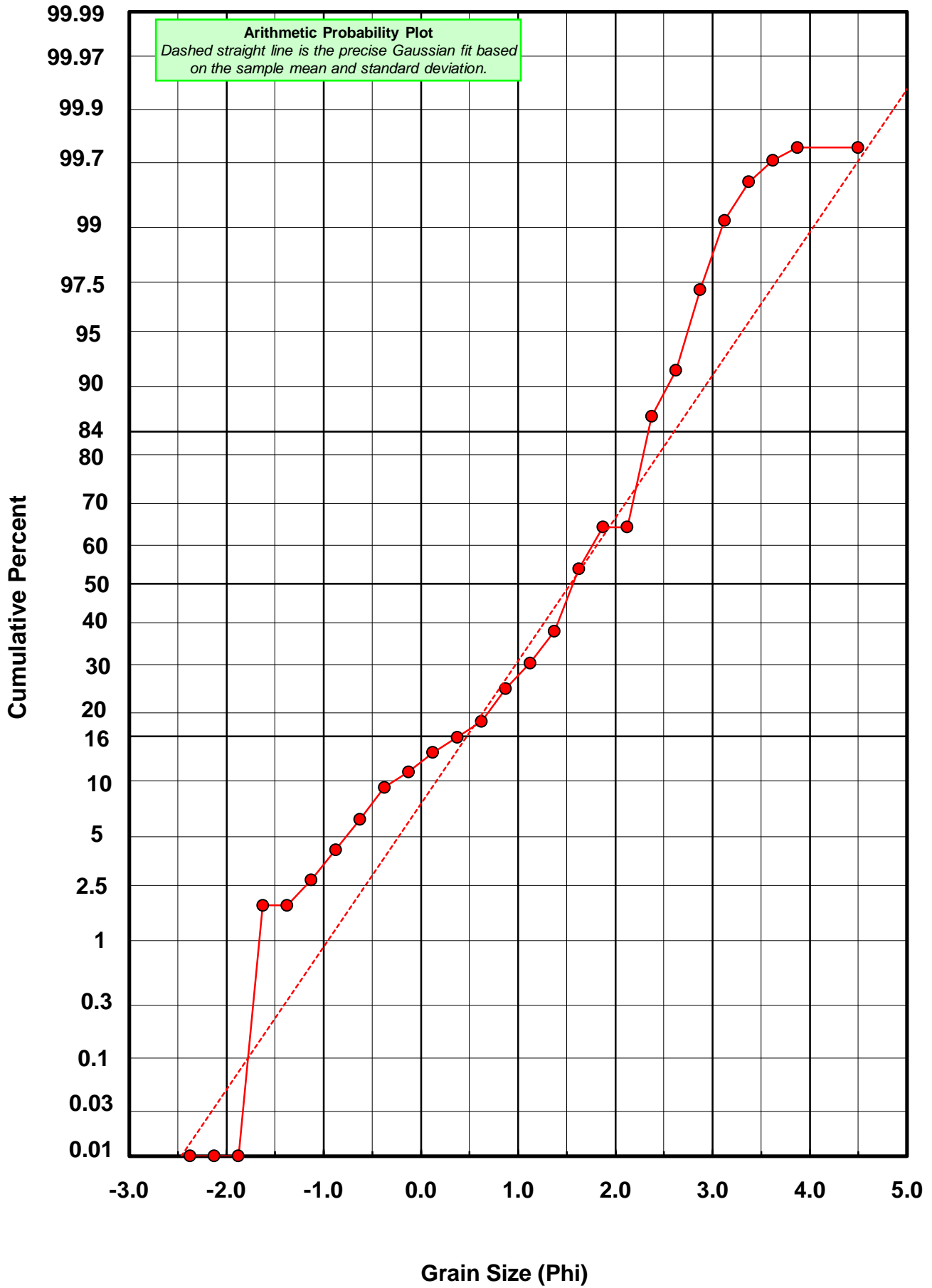
* RARD = reciprocal absolute relative dispersion (see below)

Statistical Explanation	
Calculations based on the Method of Moments	
Skewness: 3rd Stand. Moment; Exact Gaussian = 0.0	
Kurtosis: 4th Stand. Moment; Exact Gaussian = 3.0	
For Further Explanation, See Basille et al. 2002	
Millimeter data calculated by $mm = 2^{-(\phi)}$	

Reciprocal Absolute Relative Dispersion (RARD) Scale	
< 0.5	Excellent homogeneity (e.g., beaches)
0.5 to 1.0	Good homogeneity
1.0 to 1.33	Fair homogeneity
> 1.33	Poor homogeneity (e.g., glacial)



CR-14



Post-Digestion Grain Size Distribution

Onshore Grab Sample

Sample: CR-14

Total Digested Mass: 58.839 grams

% Silica: 93.1 %

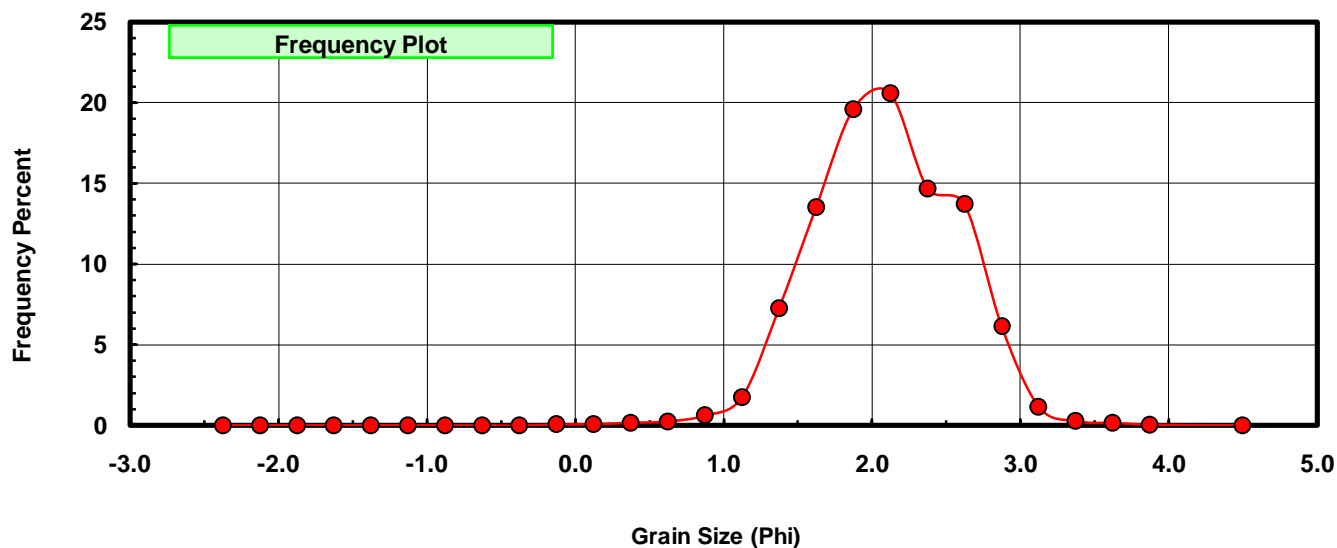
Sieve Size (phi)	Sieve Midpt (phi)	Weight (grams)	Freq Weight %	Cumulative Weight %
-2.25	-2.375	0.000	0.000	0.000
-2.00	-2.125	0.000	0.000	0.000
-1.75	-1.875	0.000	0.000	0.000
-1.50	-1.625	0.000	0.000	0.000
-1.25	-1.375	0.000	0.000	0.000
-1.00	-1.125	0.000	0.000	0.000
-0.75	-0.875	0.000	0.000	0.000
-0.50	-0.625	0.000	0.000	0.000
-0.25	-0.375	0.000	0.000	0.000
0.00	-0.125	0.036	0.061	0.061
0.25	0.125	0.047	0.080	0.141
0.50	0.375	0.092	0.156	0.297
0.75	0.625	0.143	0.243	0.540
1.00	0.875	0.371	0.631	1.171
1.25	1.125	1.033	1.756	2.927
1.50	1.375	4.276	7.267	10.194
1.75	1.625	7.960	13.528	23.722
2.00	1.875	11.517	19.574	43.296
2.25	2.125	12.098	20.561	63.857
2.50	2.375	8.636	14.677	78.535
2.75	2.625	8.060	13.698	92.233
3.00	2.875	3.605	6.127	98.360
3.25	3.125	0.677	1.151	99.511
3.50	3.375	0.164	0.279	99.789
3.75	3.625	0.093	0.158	99.947
4.00	3.875	0.023	0.039	99.986
5.00	4.500	0.008	0.014	100.000

Statistical Results			
Mean:	2.0886	phi	(0.2351 mm)
Standard Dev:	0.4825	phi-units	(0.7157 mm)
Skewness:	-0.1264	dimensionless	
Kurtosis:	3.3710	dimensionless	
5th Moment:	-2.4437	dimensionless	
6th Moment:	26.7220	dimensionless	
RARD *	0.2310	dimensionless	
Median	1.9565	phi	(0.2577 mm)

* RARD = reciprocal absolute relative dispersion (see below)

Statistical Explanation	
Calculations based on the Method of Moments	
Skewness: 3rd Stand. Moment; Exact Gaussian = 0.0	
Kurtosis: 4th Stand. Moment; Exact Gaussian = 3.0	
For Further Explanation, See Basille et al. 2002	
Millimeter data calculated by $mm = 2^{-(\phi)}$	

Reciprocal Absolute Relative Dispersion (RARD) Scale	
< 0.5	Excellent homogeneity (e.g., beaches)
0.5 to 1.0	Good homogeneity
1.0 to 1.33	Fair homogeneity
> 1.33	Poor homogeneity (e.g., glacial)



CR-14

