

Onshore Grab Sample

Sample: CR-13-BB
Sample Taken By: D. Phelps
Sample Collected On: 11/5/09
Splits? N/A

County: Collier
Latitude: 26° 11' 21"
Longitude: 81° 48' 55.4"
Datum: WGS 84
Surf. Elev: N/A
Datum: N/A

Fine Data Summary

Total Sample Weight	65.588 grams
Total Fines in Sample	0.133 grams
Total Percent Fines	0.20 %

Dry Sieving Summary

Total Sample Weight	65.374 grams
Total Digested Weight	50.043 grams
Total Carbonate Weight	15.331 grams
Total Silica %	76.55 %
Total Carbonate %	23.45 %
Carbonate/Silica Ratio	0.306

General Comments:

None

Description

Worked By: M. Ladle

Pre-Digestion Grain Size Distribution

Onshore Grab Sample

Sample: CR-13-BB

Total Sample Mass: 65.374 grams

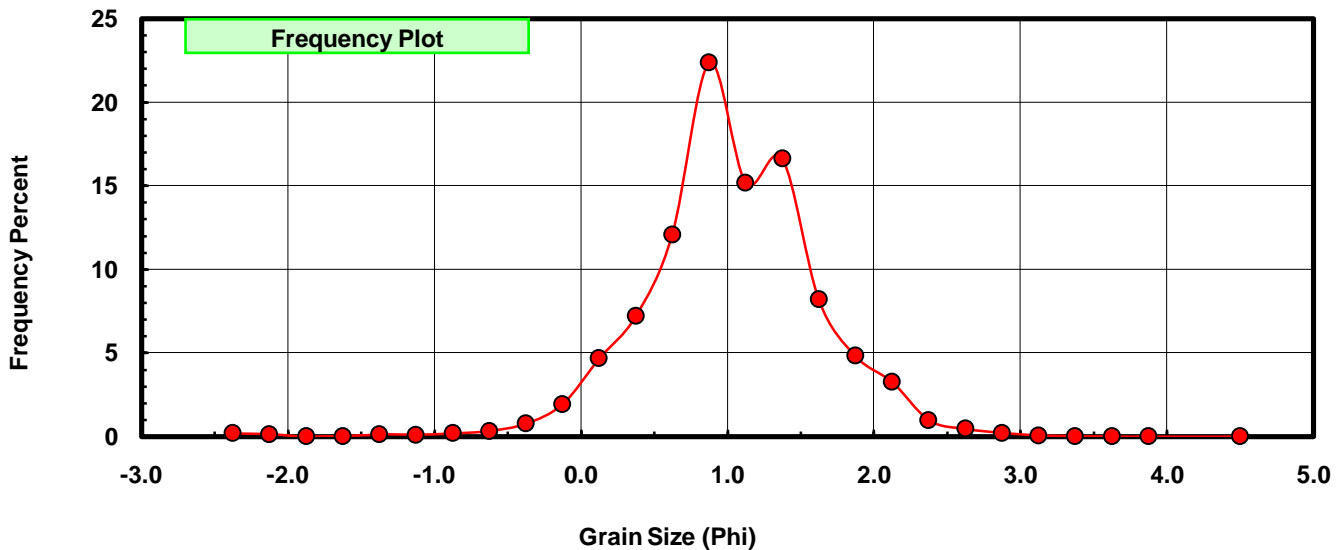
Sieve Size (phi)	Sieve Midpt (phi)	Weight (grams)	Freq Weight %	Cumulative Weight %
-2.25	-2.375	0.132	0.202	0.202
-2.00	-2.125	0.092	0.141	0.343
-1.75	-1.875	0.000	0.000	0.343
-1.50	-1.625	0.019	0.029	0.372
-1.25	-1.375	0.079	0.121	0.493
-1.00	-1.125	0.072	0.110	0.603
-0.75	-0.875	0.126	0.193	0.795
-0.50	-0.625	0.212	0.324	1.120
-0.25	-0.375	0.500	0.765	1.885
0.00	-0.125	1.265	1.935	3.820
0.25	0.125	3.055	4.673	8.493
0.50	0.375	4.704	7.196	15.688
0.75	0.625	7.898	12.081	27.769
1.00	0.875	14.622	22.367	50.136
1.25	1.125	9.910	15.159	65.295
1.50	1.375	10.871	16.629	81.924
1.75	1.625	5.365	8.207	90.131
2.00	1.875	3.163	4.838	94.969
2.25	2.125	2.136	3.267	98.236
2.50	2.375	0.642	0.982	99.218
2.75	2.625	0.306	0.468	99.686
3.00	2.875	0.138	0.211	99.898
3.25	3.125	0.037	0.057	99.954
3.50	3.375	0.011	0.017	99.971
3.75	3.625	0.008	0.012	99.983
4.00	3.875	0.006	0.009	99.992
5.00	4.50	0.005	0.008	100.000

Statistical Results			
Mean:	1.0217	phi	(0.4925 mm)
Standard Dev:	0.6124	phi-units	(0.6541 mm)
Skewness:	-0.5460	dimensionless	
Kurtosis:	6.1870	dimensionless	
5th Moment:	-16.5433	dimensionless	
6th Moment:	111.5929	dimensionless	
RARD *	0.5994	dimensionless	
Median	0.8735	phi	(0.5458 mm)

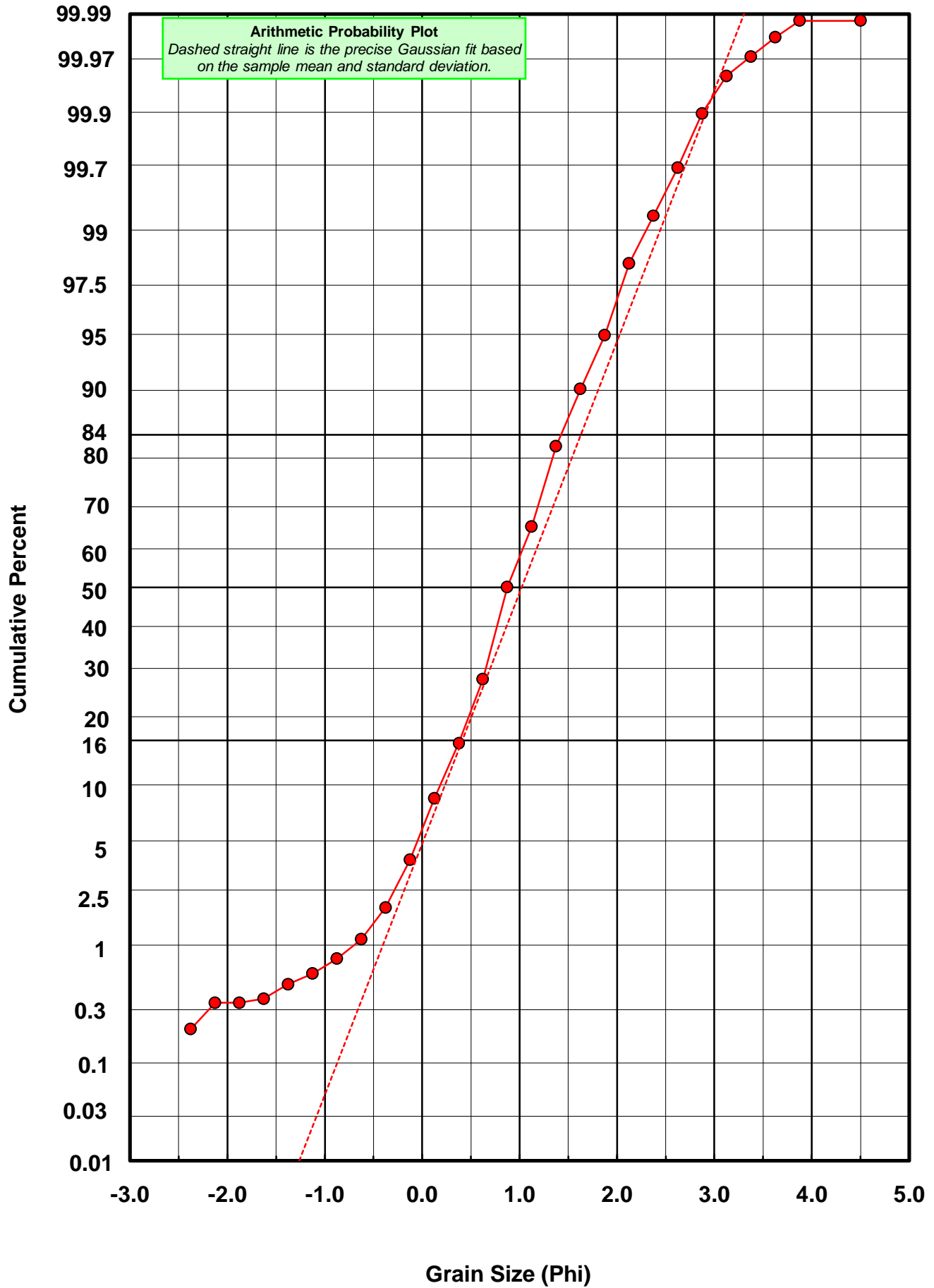
* RARD = reciprocal absolute relative dispersion (see below)

Statistical Explanation	
Calculations based on the Method of Moments	
Skewness: 3rd Stand. Moment; Exact Gaussian = 0.0	
Kurtosis: 4th Stand. Moment; Exact Gaussian = 3.0	
For Further Explanation, See Basille et al. 2002	
Millimeter data calculated by $mm = 2^{-(\phi)}$	

Reciprocal Absolute Relative Dispersion (RARD) Scale	
< 0.5	Excellent homogeneity (e.g., beaches)
0.5 to 1.0	Good homogeneity
1.0 to 1.33	Fair homogeneity
> 1.33	Poor homogeneity (e.g., glacial)



CR-13-BB



Carbonate Grain Size Distribution

Onshore Grab Sample

Sample: CR-13-BB

Total Carbonate Mass: 15.670 grams

% Carbonate: 23.5 %

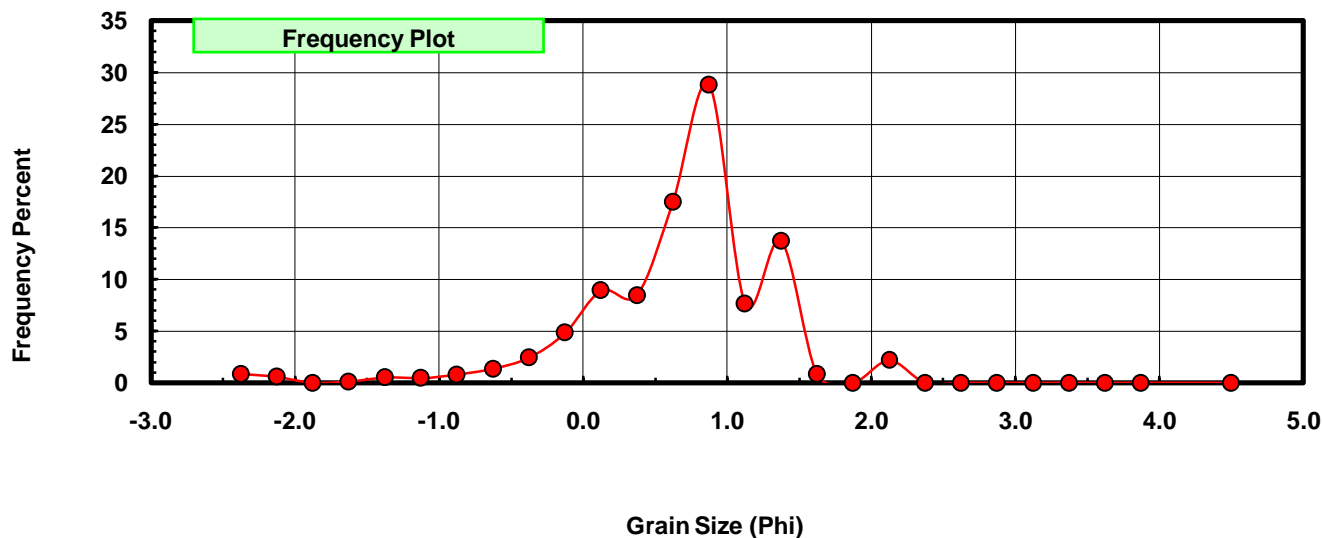
Sieve Size (phi)	Sieve Midpt (phi)	Weight (grams)	Freq Weight %	Cumulative Weight %
-2.25	-2.375	0.132	0.842	0.842
-2.00	-2.125	0.092	0.587	1.429
-1.75	-1.875	0.000	0.000	1.429
-1.50	-1.625	0.019	0.121	1.551
-1.25	-1.375	0.079	0.504	2.055
-1.00	-1.125	0.072	0.459	2.514
-0.75	-0.875	0.126	0.804	3.318
-0.50	-0.625	0.212	1.353	4.671
-0.25	-0.375	0.380	2.425	7.096
0.00	-0.125	0.759	4.844	11.940
0.25	0.125	1.400	8.934	20.874
0.50	0.375	1.325	8.456	29.330
0.75	0.625	2.736	17.460	46.790
1.00	0.875	4.508	28.768	75.558
1.25	1.125	1.202	7.671	83.229
1.50	1.375	2.150	13.720	96.950
1.75	1.625	0.134	0.855	97.805
2.00	1.875	0.000	0.000	97.805
2.25	2.125	0.344	2.195	100.000
2.50	2.375	0.000	0.000	100.000
2.75	2.625	0.000	0.000	100.000
3.00	2.875	0.000	0.000	100.000
3.25	3.125	0.000	0.000	100.000
3.50	3.375	0.000	0.000	100.000
3.75	3.625	0.000	0.000	100.000
4.00	3.875	0.000	0.000	100.000
5.00	4.500	0.000	0.000	100.000

Statistical Results			
Mean:	0.6620	phi	(0.632 mm)
Standard Dev:	0.6932	phi-units	(0.6185 mm)
Skewness:	-1.3933	dimensionless	
Kurtosis:	7.0404	dimensionless	
5th Moment:	-23.2489	dimensionless	
6th Moment:	101.0646	dimensionless	
RARD *	1.0471	dimensionless	
Median	0.6529	phi	(0.636 mm)

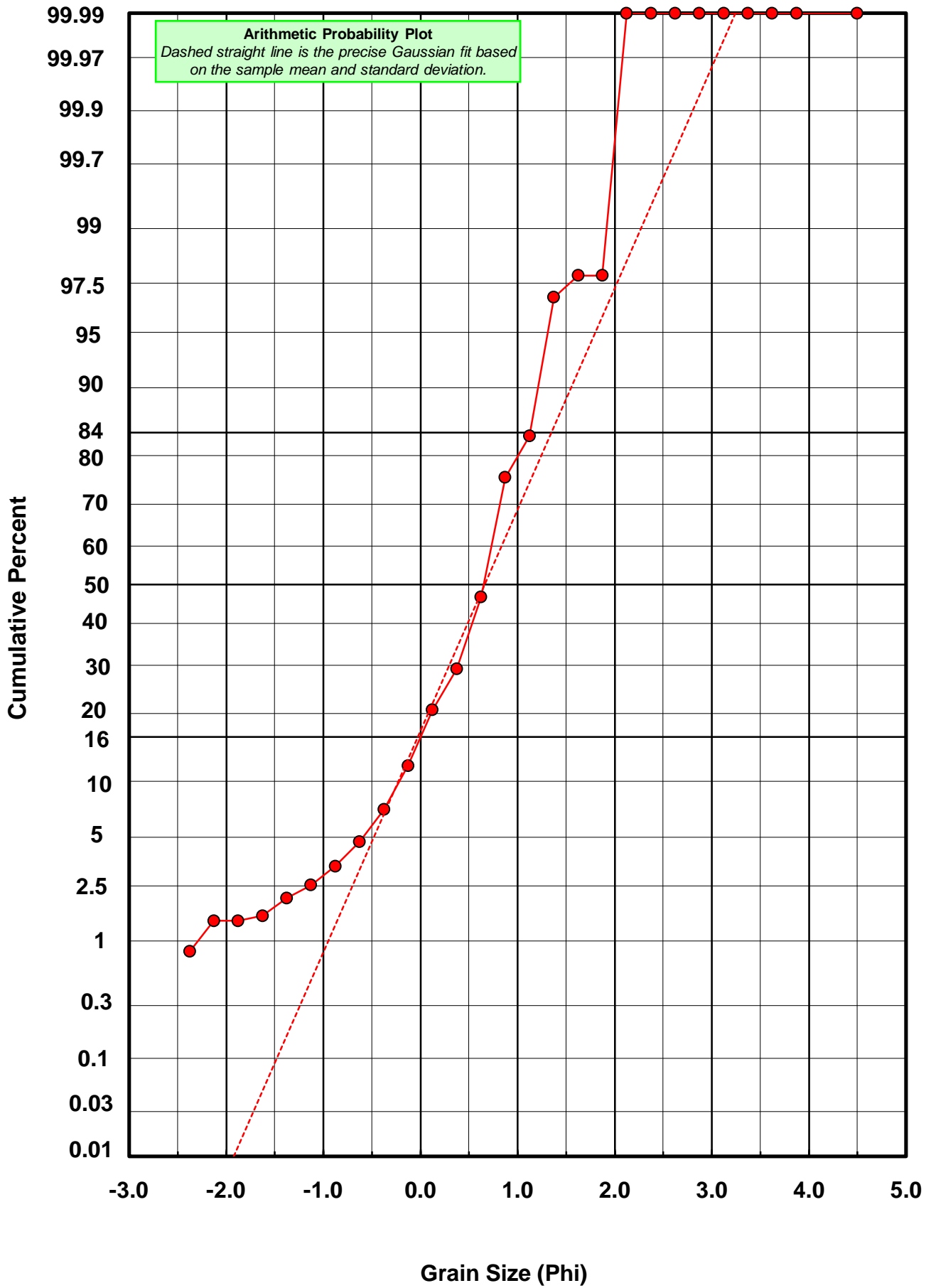
* RARD = reciprocal absolute relative dispersion (see below)

Statistical Explanation	
Calculations based on the Method of Moments	
Skewness: 3rd Stand. Moment; Exact Gaussian = 0.0	
Kurtosis: 4th Stand. Moment; Exact Gaussian = 3.0	
For Further Explanation, See Basille et al. 2002	
Millimeter data calculated by $mm = 2^{-(\phi)}$	

Reciprocal Absolute Relative Dispersion (RARD) Scale	
< 0.5	Excellent homogeneity (e.g., beaches)
0.5 to 1.0	Good homogeneity
1.0 to 1.33	Fair homogeneity
> 1.33	Poor homogeneity (e.g., glacial)



CR-13-BB



Post-Digestion Grain Size Distribution

Onshore Grab Sample

Sample: CR-13-BB

Total Digested Mass: 50.043 grams

% Silica: 76.5 %

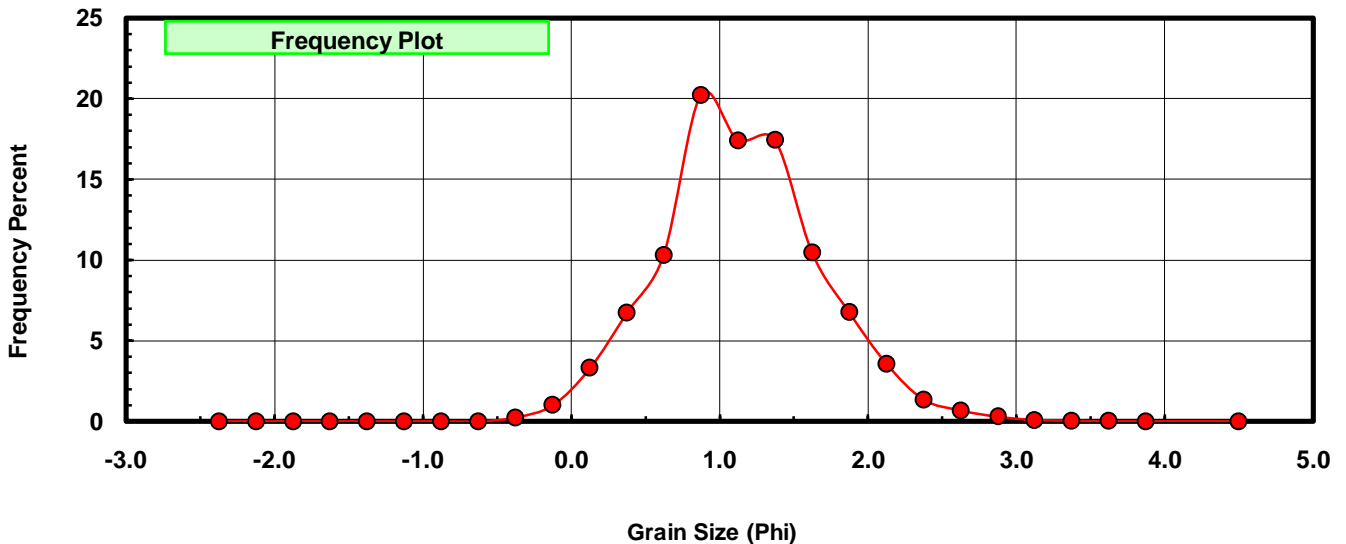
Sieve Size (phi)	Sieve Midpt (phi)	Weight (grams)	Freq Weight %	Cumulative Weight %
-2.25	-2.375	0.000	0.000	0.000
-2.00	-2.125	0.000	0.000	0.000
-1.75	-1.875	0.000	0.000	0.000
-1.50	-1.625	0.000	0.000	0.000
-1.25	-1.375	0.000	0.000	0.000
-1.00	-1.125	0.000	0.000	0.000
-0.75	-0.875	0.000	0.000	0.000
-0.50	-0.625	0.000	0.000	0.000
-0.25	-0.375	0.120	0.240	0.240
0.00	-0.125	0.506	1.011	1.251
0.25	0.125	1.655	3.307	4.558
0.50	0.375	3.379	6.752	11.310
0.75	0.625	5.162	10.315	21.625
1.00	0.875	10.114	20.211	41.836
1.25	1.125	8.708	17.401	59.237
1.50	1.375	8.721	17.427	76.664
1.75	1.625	5.231	10.453	87.117
2.00	1.875	3.382	6.758	93.875
2.25	2.125	1.792	3.581	97.456
2.50	2.375	0.681	1.361	98.817
2.75	2.625	0.343	0.685	99.502
3.00	2.875	0.157	0.314	99.816
3.25	3.125	0.043	0.086	99.902
3.50	3.375	0.027	0.054	99.956
3.75	3.625	0.010	0.020	99.976
4.00	3.875	0.006	0.012	99.988
5.00	4.500	0.006	0.012	100.000

Statistical Results			
Mean:	1.1422	phi	(0.4531 mm)
Standard Dev:	0.5507	phi-units	(0.6827 mm)
Skewness:	0.2998	dimensionless	
Kurtosis:	3.4854	dimensionless	
5th Moment:	4.4534	dimensionless	
6th Moment:	27.8360	dimensionless	
RARD *	0.4821	dimensionless	
Median	0.9923	phi	(0.5027 mm)

* RARD = reciprocal absolute relative dispersion (see below)

Statistical Explanation	
Calculations based on the Method of Moments	
Skewness: 3rd Stand. Moment; Exact Gaussian = 0.0	
Kurtosis: 4th Stand. Moment; Exact Gaussian = 3.0	
For Further Explanation, See Basille et al. 2002	
Millimeter data calculated by $mm = 2^{-(\phi)}$	

Reciprocal Absolute Relative Dispersion (RARD) Scale	
< 0.5	Excellent homogeneity (e.g., beaches)
0.5 to 1.0	Good homogeneity
1.0 to 1.33	Fair homogeneity
> 1.33	Poor homogeneity (e.g., glacial)



CR-13-BB

