

Onshore Grab Sample

Sample: CR-09-BB
Sample Taken By: D. Phelps
Sample Collected On: 11/5/09
Splits? N/A

County: Collier
Latitude: 26° 13' 54.4"
Longitude: 81° 49' 9.7"
Datum: WGS 84
Surf. Elev: N/A
Datum: N/A

Fine Data Summary

Total Sample Weight 57.939 grams
Total Fines in Sample 0.122 grams
Total Percent Fines 0.21 %

Dry Sieving Summary

Total Sample Weight 57.854 grams
Total Digested Weight 35.751 grams
Total Carbonate Weight 22.103 grams
Total Silica % 61.80 %
Total Carbonate % 38.20 %
Carbonate/Silica Ratio 0.618

General Comments:

None

Description

Worked By: M. Ladle

Pre-Digestion Grain Size Distribution

Onshore Grab Sample

Sample: CR-09-BB

Total Sample Mass: 57.854 grams

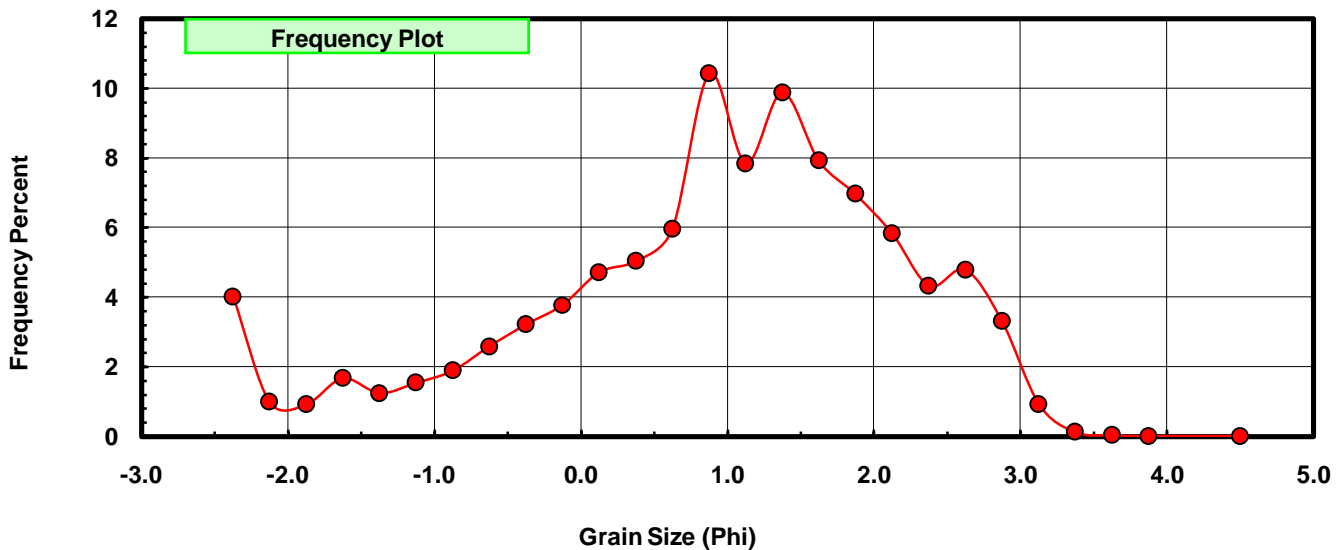
Sieve Size (phi)	Sieve Midpt (phi)	Weight (grams)	Freq Weight %	Cumulative Weight %
-2.25	-2.375	2.323	4.015	4.015
-2.00	-2.125	0.574	0.992	5.007
-1.75	-1.875	0.533	0.921	5.929
-1.50	-1.625	0.969	1.675	7.604
-1.25	-1.375	0.719	1.243	8.846
-1.00	-1.125	0.895	1.547	10.393
-0.75	-0.875	1.097	1.896	12.290
-0.50	-0.625	1.495	2.584	14.874
-0.25	-0.375	1.860	3.215	18.089
0.00	-0.125	2.189	3.784	21.872
0.25	0.125	2.726	4.712	26.584
0.50	0.375	2.914	5.037	31.621
0.75	0.625	3.446	5.956	37.577
1.00	0.875	6.027	10.418	47.995
1.25	1.125	4.534	7.837	55.832
1.50	1.375	5.713	9.875	65.707
1.75	1.625	4.582	7.920	73.627
2.00	1.875	4.030	6.966	80.593
2.25	2.125	3.374	5.832	86.424
2.50	2.375	2.506	4.332	90.756
2.75	2.625	2.772	4.791	95.547
3.00	2.875	1.920	3.319	98.866
3.25	3.125	0.541	0.935	99.801
3.50	3.375	0.079	0.137	99.938
3.75	3.625	0.023	0.040	99.978
4.00	3.875	0.008	0.014	99.991
5.00	4.50	0.005	0.009	100.000

Statistical Results			
Mean:	0.8756	phi	(0.545 mm)
Standard Dev:	1.3279	phi-units	(0.3984 mm)
Skewness:	-0.7135	dimensionless	
Kurtosis:	3.0318	dimensionless	
5th Moment:	-4.6049	dimensionless	
6th Moment:	13.4803	dimensionless	
RARD *	1.5165	dimensionless	
Median	0.9390	phi	(0.5216 mm)

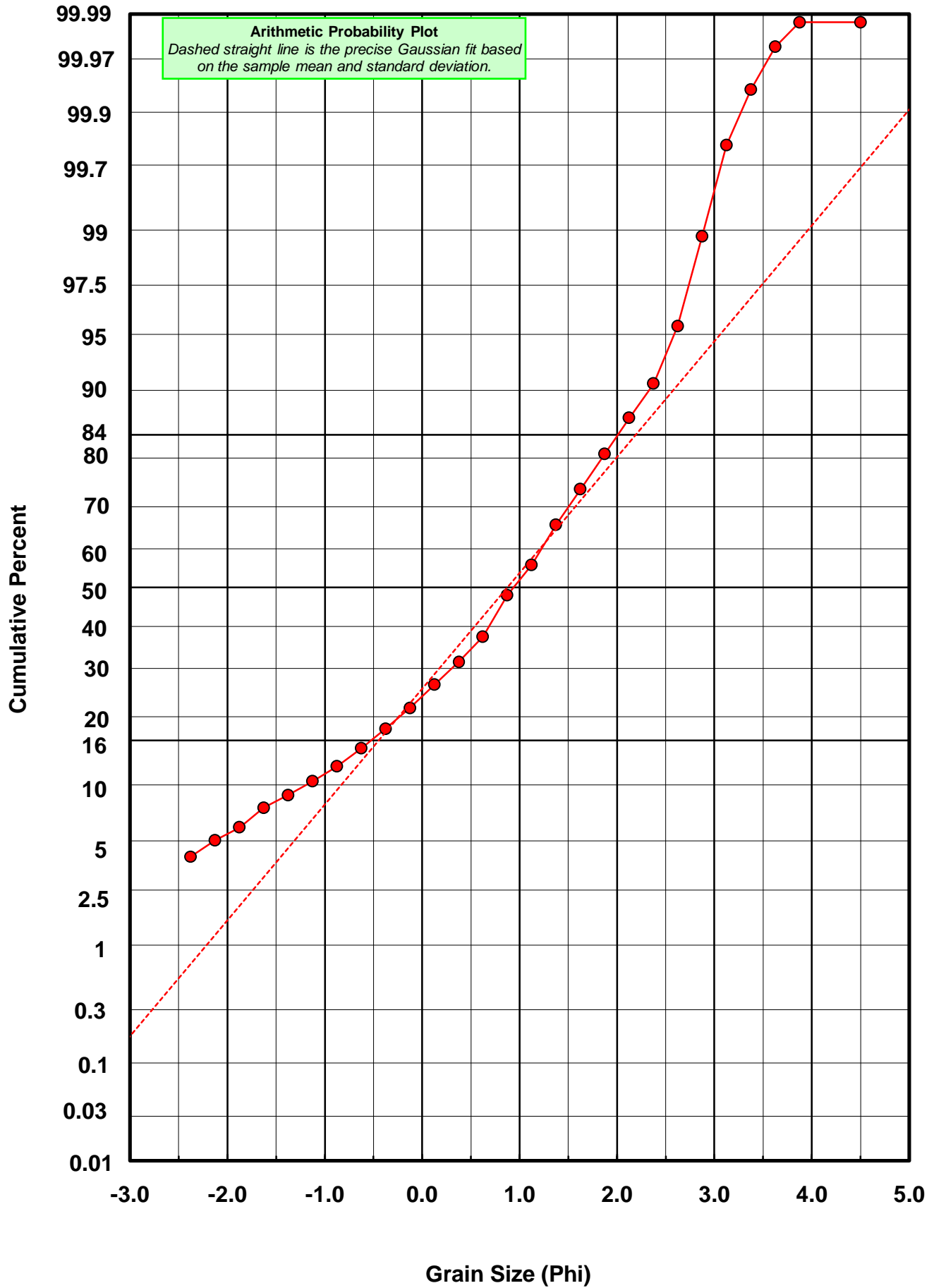
* RARD = reciprocal absolute relative dispersion (see below)

Statistical Explanation	
Calculations based on the Method of Moments	
Skewness: 3rd Stand. Moment; Exact Gaussian = 0.0	
Kurtosis: 4th Stand. Moment; Exact Gaussian = 3.0	
For Further Explanation, See Basille et al. 2002	
Millimeter data calculated by $mm = 2^{-(\phi)}$	

Reciprocal Absolute Relative Dispersion (RARD) Scale	
< 0.5	Excellent homogeneity (e.g., beaches)
0.5 to 1.0	Good homogeneity
1.0 to 1.33	Fair homogeneity
> 1.33	Poor homogeneity (e.g., glacial)



CR-09-BB



Carbonate Grain Size Distribution

Onshore Grab Sample

Sample: CR-09-BB

Total Carbonate Mass: 22.179 grams

% Carbonate: 38.2 %

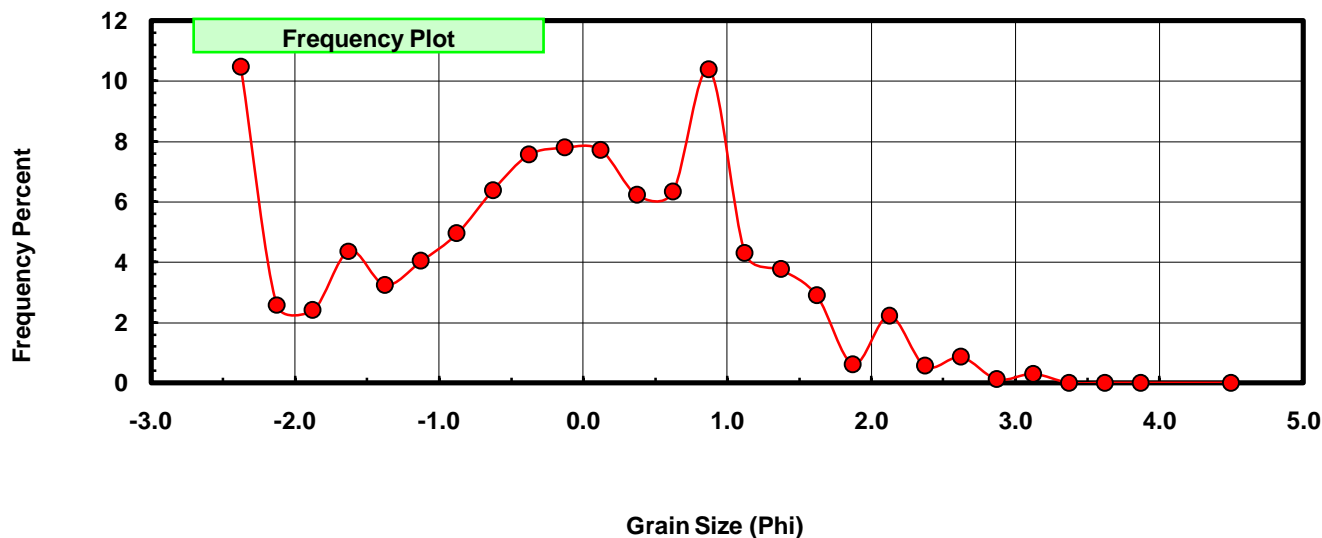
Sieve Size (phi)	Sieve Midpt (phi)	Weight (grams)	Freq Weight %	Cumulative Weight %
-2.25	-2.375	2.323	10.474	10.474
-2.00	-2.125	0.574	2.588	13.062
-1.75	-1.875	0.533	2.403	15.465
-1.50	-1.625	0.969	4.369	19.834
-1.25	-1.375	0.719	3.242	23.076
-1.00	-1.125	0.895	4.035	27.111
-0.75	-0.875	1.097	4.946	32.057
-0.50	-0.625	1.414	6.375	38.433
-0.25	-0.375	1.676	7.557	45.989
0.00	-0.125	1.728	7.791	53.781
0.25	0.125	1.708	7.701	61.482
0.50	0.375	1.379	6.218	67.699
0.75	0.625	1.403	6.326	74.025
1.00	0.875	2.301	10.375	84.400
1.25	1.125	0.952	4.292	88.692
1.50	1.375	0.833	3.756	92.448
1.75	1.625	0.640	2.886	95.333
2.00	1.875	0.136	0.613	95.947
2.25	2.125	0.494	2.227	98.174
2.50	2.375	0.123	0.555	98.729
2.75	2.625	0.190	0.857	99.585
3.00	2.875	0.026	0.117	99.702
3.25	3.125	0.066	0.298	100.000
3.50	3.375	0.000	0.000	100.000
3.75	3.625	0.000	0.000	100.000
4.00	3.875	0.000	0.000	100.000
5.00	4.500	0.000	0.000	100.000

Statistical Results			
Mean:	-0.2137	phi	(1.1597 mm)
Standard Dev:	1.3007	phi-units	(0.4059 mm)
Skewness:	-0.0824	dimensionless	
Kurtosis:	2.2106	dimensionless	
5th Moment:	0.1977	dimensionless	
6th Moment:	6.5956	dimensionless	
RARD *	6.0855	dimensionless	
Median	-0.2463	phi	(1.1862 mm)

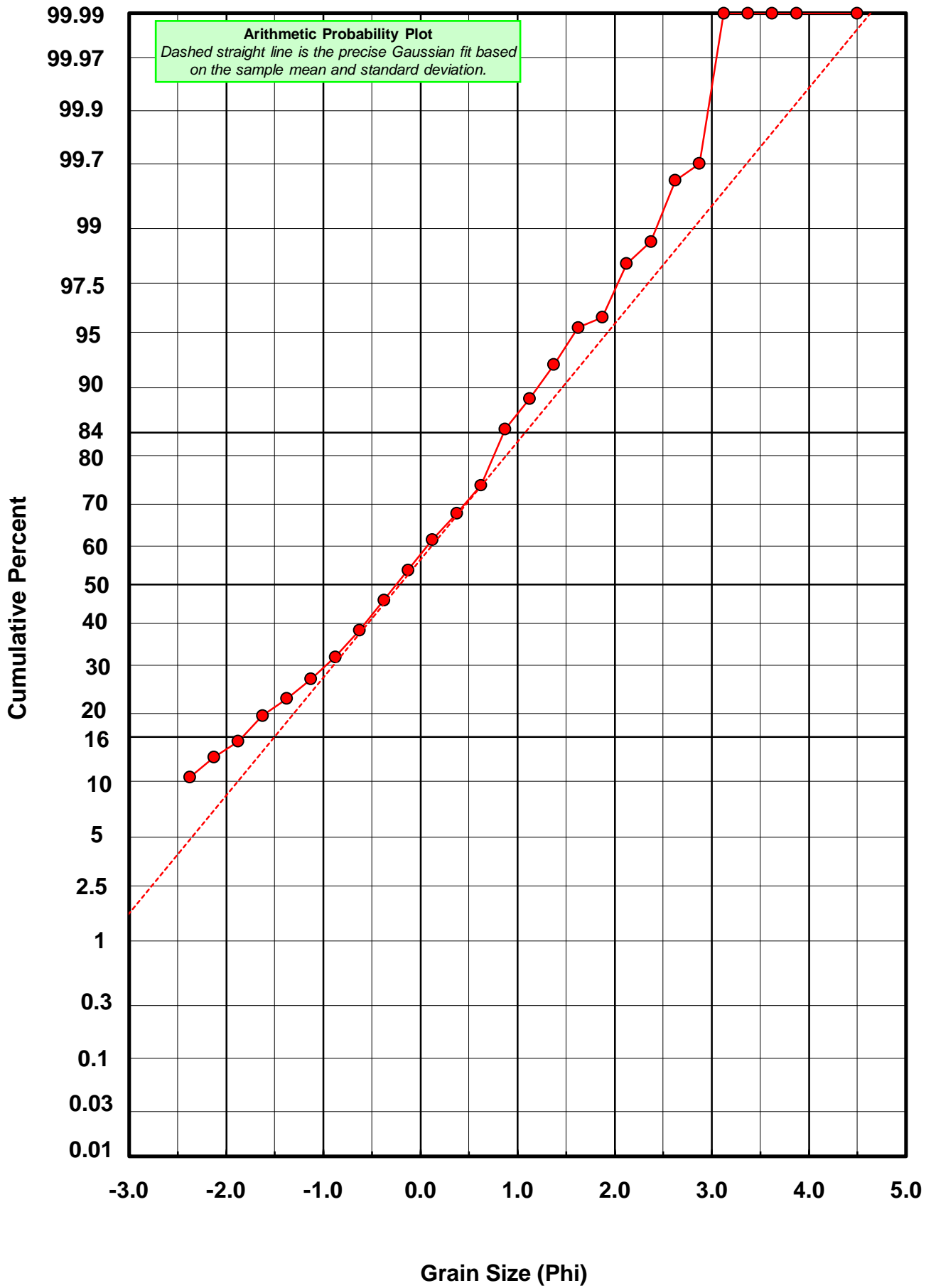
* RARD = reciprocal absolute relative dispersion (see below)

Statistical Explanation	
Calculations based on the Method of Moments	
Skewness: 3rd Stand. Moment; Exact Gaussian = 0.0	
Kurtosis: 4th Stand. Moment; Exact Gaussian = 3.0	
For Further Explanation, See Basille et al. 2002	
Millimeter data calculated by $mm = 2^{-(\phi)}$	

Reciprocal Absolute Relative Dispersion (RARD) Scale	
< 0.5	Excellent homogeneity (e.g., beaches)
0.5 to 1.0	Good homogeneity
1.0 to 1.33	Fair homogeneity
> 1.33	Poor homogeneity (e.g., glacial)



CR-09-BB



Post-Digestion Grain Size Distribution

Onshore Grab Sample

Sample: CR-09-BB

Total Digested Mass: 35.751 grams

% Silica: 61.8 %

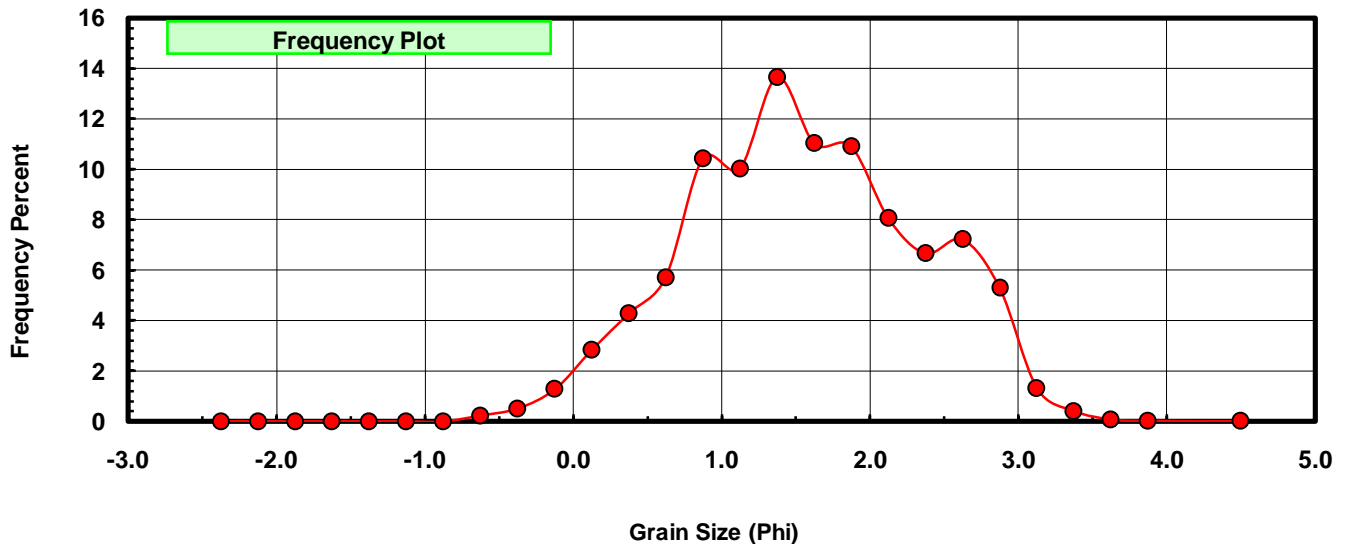
Sieve Size (phi)	Sieve Midpt (phi)	Weight (grams)	Freq Weight %	Cumulative Weight %
-2.25	-2.375	0.000	0.000	0.000
-2.00	-2.125	0.000	0.000	0.000
-1.75	-1.875	0.000	0.000	0.000
-1.50	-1.625	0.000	0.000	0.000
-1.25	-1.375	0.000	0.000	0.000
-1.00	-1.125	0.000	0.000	0.000
-0.75	-0.875	0.000	0.000	0.000
-0.50	-0.625	0.081	0.227	0.227
-0.25	-0.375	0.184	0.515	0.741
0.00	-0.125	0.461	1.289	2.031
0.25	0.125	1.018	2.847	4.878
0.50	0.375	1.535	4.294	9.172
0.75	0.625	2.043	5.715	14.886
1.00	0.875	3.726	10.422	25.308
1.25	1.125	3.582	10.019	35.328
1.50	1.375	4.880	13.650	48.978
1.75	1.625	3.942	11.026	60.004
2.00	1.875	3.894	10.892	70.896
2.25	2.125	2.880	8.056	78.952
2.50	2.375	2.383	6.666	85.617
2.75	2.625	2.582	7.222	92.839
3.00	2.875	1.894	5.298	98.137
3.25	3.125	0.475	1.329	99.466
3.50	3.375	0.148	0.414	99.880
3.75	3.625	0.027	0.076	99.955
4.00	3.875	0.011	0.031	99.986
5.00	4.500	0.005	0.014	100.000

Statistical Results			
Mean:	1.5569	phi	(0.3399 mm)
Standard Dev:	0.7955	phi-units	(0.5761 mm)
Skewness:	-0.0210	dimensionless	
Kurtosis:	2.4429	dimensionless	
5th Moment:	-0.3951	dimensionless	
6th Moment:	8.7978	dimensionless	
RARD *	0.5110	dimensionless	
Median	1.3982	phi	(0.3794 mm)

* RARD = reciprocal absolute relative dispersion (see below)

Statistical Explanation	
Calculations based on the Method of Moments	
Skewness: 3rd Stand. Moment; Exact Gaussian = 0.0	
Kurtosis: 4th Stand. Moment; Exact Gaussian = 3.0	
For Further Explanation, See Basille et al. 2002	
Millimeter data calculated by $mm = 2^{-(\phi)}$	

Reciprocal Absolute Relative Dispersion (RARD) Scale	
< 0.5	Excellent homogeneity (e.g., beaches)
0.5 to 1.0	Good homogeneity
1.0 to 1.33	Fair homogeneity
> 1.33	Poor homogeneity (e.g., glacial)



CR-09-BB

