

**Onshore Grab Sample**

**Sample:** CR-06-BB  
**Sample Taken By:** D. Phelps  
**Sample Collected On:** 11/5/09  
**Splits?** N/A

**County:** Collier  
**Latitude:** 26° 16' 23.6"  
**Longitude:** 81° 49' 40.8"  
**Datum:** WGS 84  
**Surf. Elev:** N/A  
**Datum:** N/A

**Fine Data Summary**

Total Sample Weight 73.072 grams  
Total Fines in Sample 0.138 grams  
Total Percent Fines 0.19 %

**Dry Sieving Summary**

Total Sample Weight 73.002 grams  
Total Digested Weight 63.010 grams  
Total Carbonate Weight 9.992 grams  
Total Silica % 86.31 %  
Total Carbonate % 13.69 %  
Carbonate/Silica Ratio 0.159

**General Comments:**

None

**Description**

Worked By: M. Ladle

# Pre-Digestion Grain Size Distribution

Onshore Grab Sample

Sample: CR-06-BB

Total Sample Mass: 73.002 grams

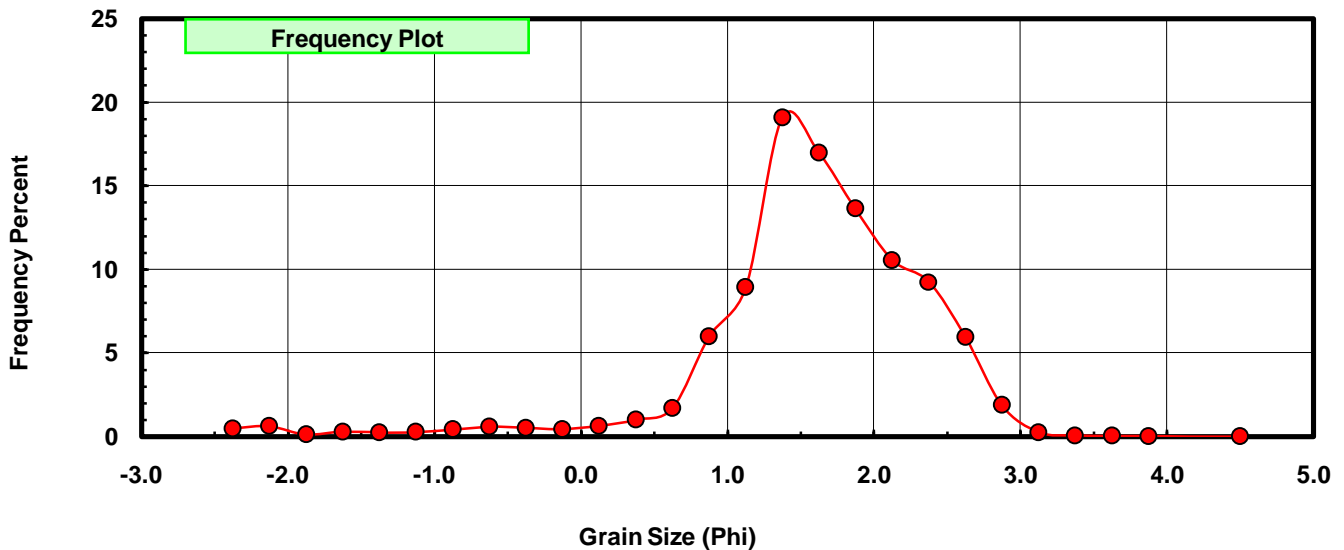
Sieve Size (phi)	Sieve Midpt (phi)	Weight (grams)	Freq Weight %	Cumulative Weight %
-2.25	-2.375	0.355	0.486	0.486
-2.00	-2.125	0.454	0.622	1.108
-1.75	-1.875	0.084	0.115	1.223
-1.50	-1.625	0.211	0.289	1.512
-1.25	-1.375	0.180	0.247	1.759
-1.00	-1.125	0.195	0.267	2.026
-0.75	-0.875	0.314	0.430	2.456
-0.50	-0.625	0.430	0.589	3.045
-0.25	-0.375	0.376	0.515	3.560
0.00	-0.125	0.332	0.455	4.015
0.25	0.125	0.462	0.633	4.648
0.50	0.375	0.737	1.010	5.657
0.75	0.625	1.237	1.694	7.352
1.00	0.875	4.383	6.004	13.356
1.25	1.125	6.514	8.923	22.279
1.50	1.375	13.931	19.083	41.362
1.75	1.625	12.392	16.975	58.337
2.00	1.875	9.946	13.624	71.961
2.25	2.125	7.703	10.552	82.513
2.50	2.375	6.760	9.260	91.773
2.75	2.625	4.347	5.955	97.727
3.00	2.875	1.369	1.875	99.603
3.25	3.125	0.189	0.259	99.862
3.50	3.375	0.050	0.068	99.930
3.75	3.625	0.028	0.038	99.968
4.00	3.875	0.013	0.018	99.986
5.00	4.50	0.010	0.014	100.000

Statistical Results			
Mean:	1.5813	phi	(0.3342 mm)
Standard Dev:	0.8080	phi-units	(0.5712 mm)
Skewness:	-1.8287	dimensionless	
Kurtosis:	9.2138	dimensionless	
5th Moment:	-36.1794	dimensionless	
6th Moment:	164.3121	dimensionless	
RARD *	0.5110	dimensionless	
Median	1.5022	phi	(0.353 mm)

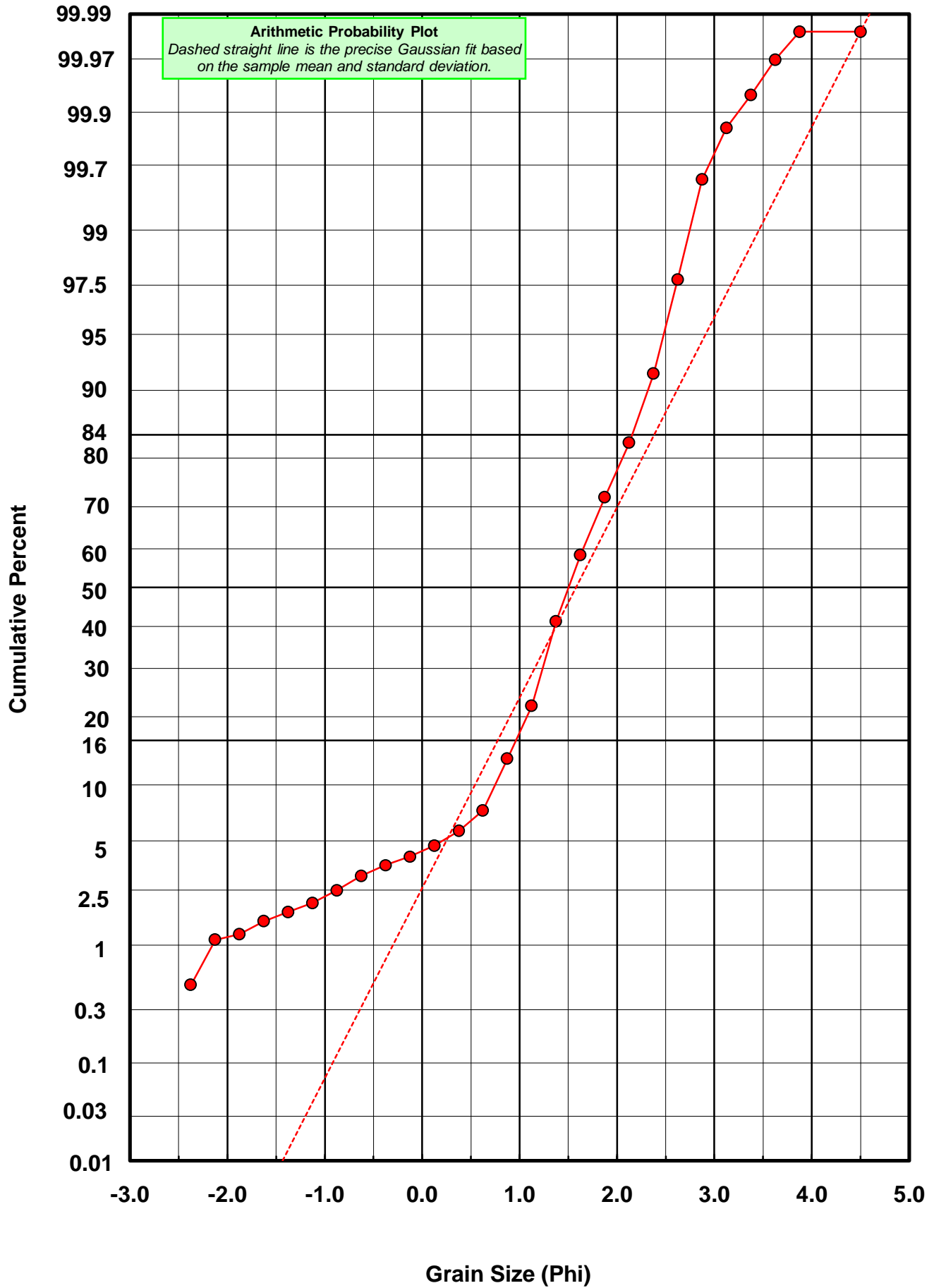
\* RARD = reciprocal absolute relative dispersion (see below)

Statistical Explanation	
Calculations based on the Method of Moments	
Skewness: 3rd Stand. Moment; Exact Gaussian = 0.0	
Kurtosis: 4th Stand. Moment; Exact Gaussian = 3.0	
For Further Explanation, See Basille et al. 2002	
Millimeter data calculated by $mm = 2^{-(\phi)}$	

Reciprocal Absolute Relative Dispersion (RARD) Scale	
< 0.5	Excellent homogeneity (e.g., beaches)
0.5 to 1.0	Good homogeneity
1.0 to 1.33	Fair homogeneity
> 1.33	Poor homogeneity (e.g., glacial)



# CR-06-BB



# Carbonate Grain Size Distribution

Onshore Grab Sample

Sample: CR-06-BB

Total Carbonate Mass: 10.386 grams

% Carbonate: 13.7 %

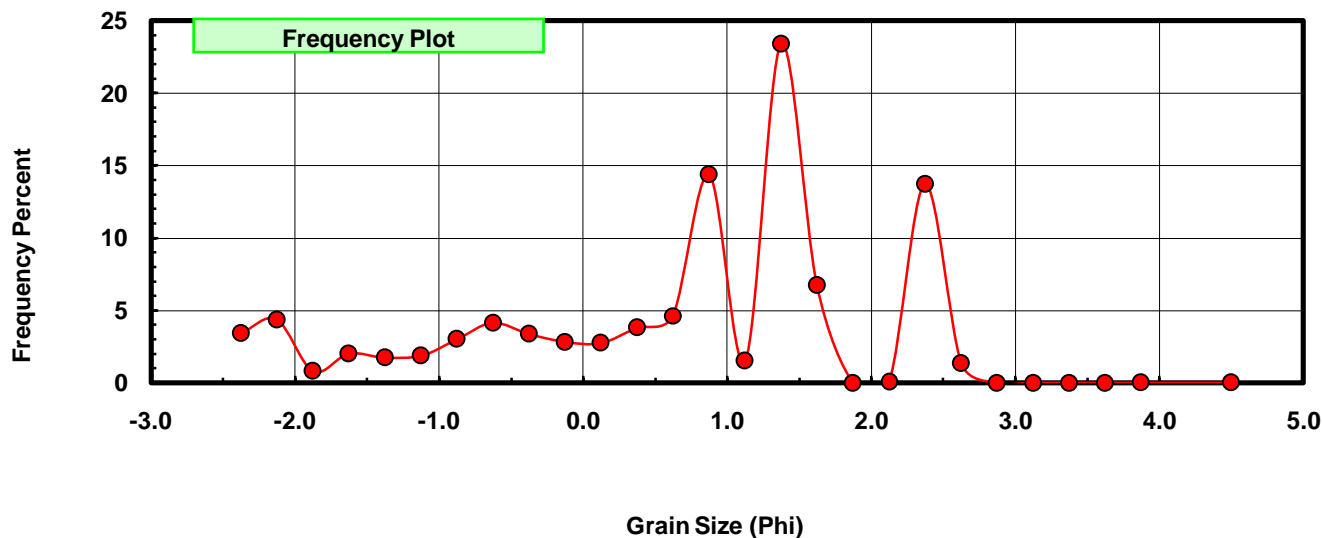
Sieve Size (phi)	Sieve Midpt (phi)	Weight (grams)	Freq Weight %	Cumulative Weight %
-2.25	-2.375	0.355	3.418	3.418
-2.00	-2.125	0.454	4.371	7.789
-1.75	-1.875	0.084	0.809	8.598
-1.50	-1.625	0.211	2.032	10.630
-1.25	-1.375	0.180	1.733	12.363
-1.00	-1.125	0.195	1.878	14.240
-0.75	-0.875	0.314	3.023	17.264
-0.50	-0.625	0.430	4.140	21.404
-0.25	-0.375	0.351	3.380	24.783
0.00	-0.125	0.292	2.811	27.595
0.25	0.125	0.286	2.754	30.349
0.50	0.375	0.397	3.822	34.171
0.75	0.625	0.482	4.641	38.812
1.00	0.875	1.493	14.375	53.187
1.25	1.125	0.157	1.512	54.699
1.50	1.375	2.429	23.387	78.086
1.75	1.625	0.700	6.740	84.826
2.00	1.875	0.000	0.000	84.826
2.25	2.125	0.009	0.087	84.912
2.50	2.375	1.425	13.720	98.633
2.75	2.625	0.139	1.338	99.971
3.00	2.875	0.000	0.000	99.971
3.25	3.125	0.000	0.000	99.971
3.50	3.375	0.000	0.000	99.971
3.75	3.625	0.000	0.000	99.971
4.00	3.875	0.002	0.019	99.990
5.00	4.500	0.001	0.010	100.000

Statistical Results			
Mean:	0.6490	phi	(0.6377 mm)
Standard Dev:	1.4114	phi-units	(0.3759 mm)
Skewness:	-0.6939	dimensionless	
Kurtosis:	2.4290	dimensionless	
5th Moment:	-3.2540	dimensionless	
6th Moment:	8.1722	dimensionless	
RARD *	2.1749	dimensionless	
Median	0.8196	phi	(0.5666 mm)

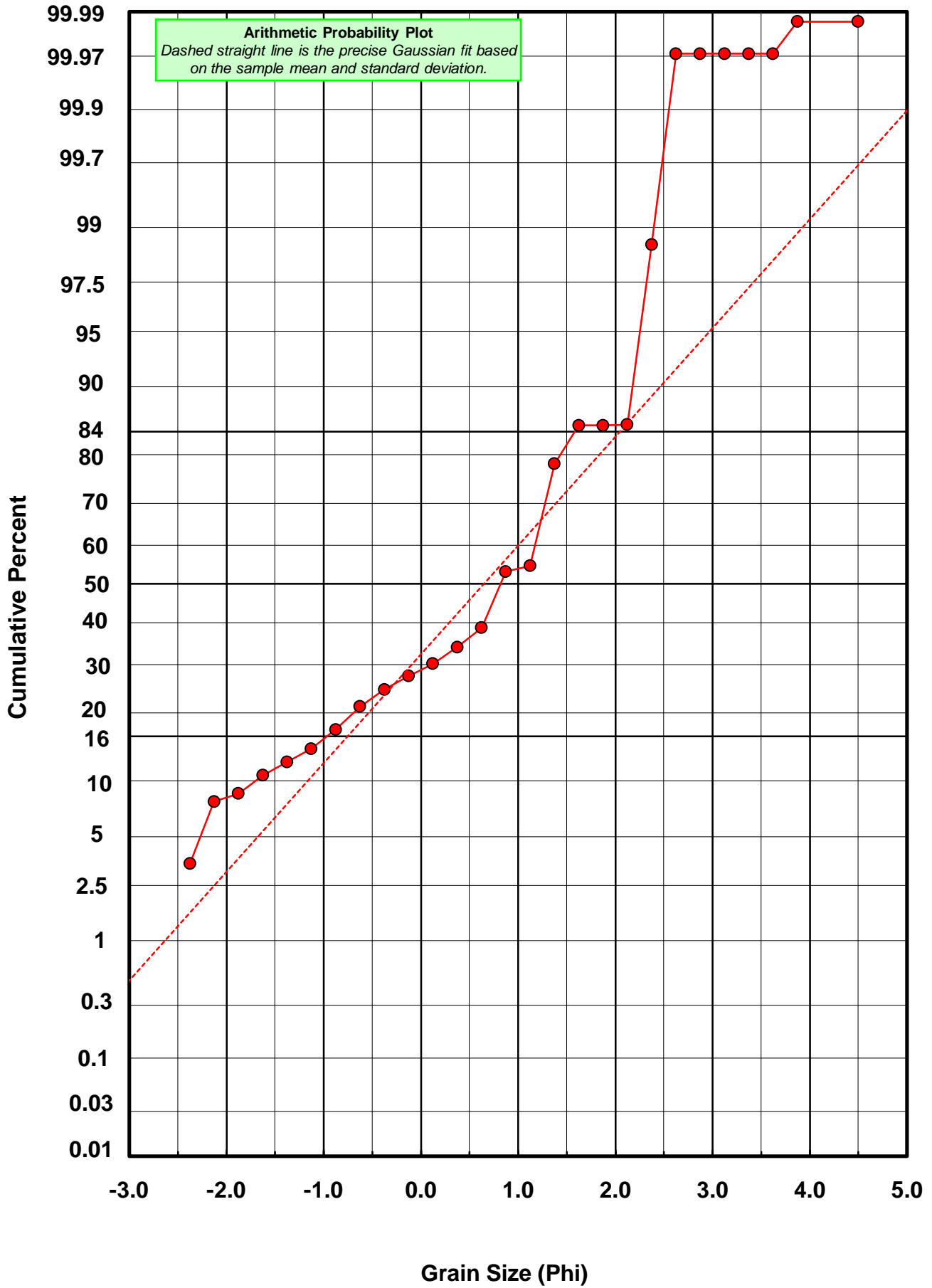
\* RARD = reciprocal absolute relative dispersion (see below)

Statistical Explanation	
Calculations based on the Method of Moments	
Skewness: 3rd Stand. Moment; Exact Gaussian = 0.0	
Kurtosis: 4th Stand. Moment; Exact Gaussian = 3.0	
For Further Explanation, See Basille et al. 2002	
Millimeter data calculated by $mm = 2^{-(\phi)}$	

Reciprocal Absolute Relative Dispersion (RARD) Scale	
< 0.5	Excellent homogeneity (e.g., beaches)
0.5 to 1.0	Good homogeneity
1.0 to 1.33	Fair homogeneity
> 1.33	Poor homogeneity (e.g., glacial)



# CR-06-BB



# Post-Digestion Grain Size Distribution

Onshore Grab Sample

Sample: CR-06-BB

Total Digested Mass: 63.010 grams

% Silica: 86.3 %

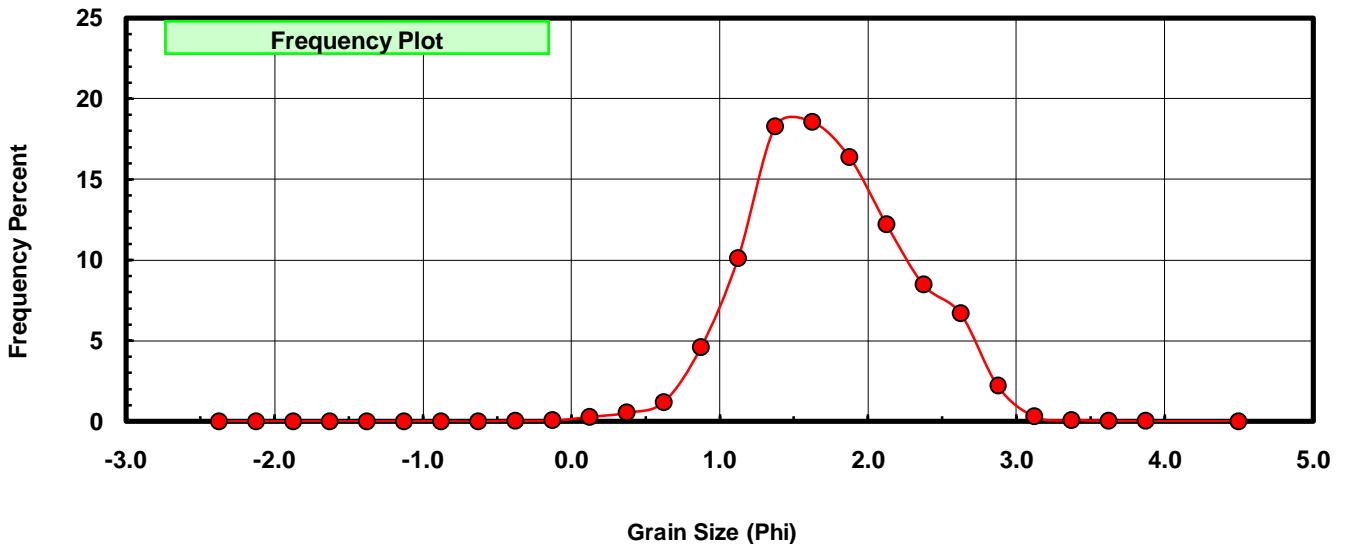
Sieve Size (phi)	Sieve Midpt (phi)	Weight (grams)	Freq Weight %	Cumulative Weight %
-2.25	-2.375	0.000	0.000	0.000
-2.00	-2.125	0.000	0.000	0.000
-1.75	-1.875	0.000	0.000	0.000
-1.50	-1.625	0.000	0.000	0.000
-1.25	-1.375	0.000	0.000	0.000
-1.00	-1.125	0.000	0.000	0.000
-0.75	-0.875	0.000	0.000	0.000
-0.50	-0.625	0.000	0.000	0.000
-0.25	-0.375	0.025	0.040	0.040
0.00	-0.125	0.040	0.063	0.103
0.25	0.125	0.176	0.279	0.382
0.50	0.375	0.340	0.540	0.922
0.75	0.625	0.755	1.198	2.120
1.00	0.875	2.890	4.587	6.707
1.25	1.125	6.357	10.089	16.796
1.50	1.375	11.502	18.254	35.050
1.75	1.625	11.692	18.556	53.606
2.00	1.875	10.317	16.374	69.979
2.25	2.125	7.694	12.211	82.190
2.50	2.375	5.335	8.467	90.657
2.75	2.625	4.208	6.678	97.335
3.00	2.875	1.386	2.200	99.535
3.25	3.125	0.190	0.302	99.837
3.50	3.375	0.053	0.084	99.921
3.75	3.625	0.030	0.048	99.968
4.00	3.875	0.011	0.017	99.986
5.00	4.500	0.009	0.014	100.000

Statistical Results			
Mean:	1.7372	phi	(0.2999 mm)
Standard Dev:	0.5362	phi-units	(0.6896 mm)
Skewness:	0.1131	dimensionless	
Kurtosis:	3.0050	dimensionless	
5th Moment:	0.4063	dimensionless	
6th Moment:	17.8964	dimensionless	
RARD *	0.3086	dimensionless	
Median	1.5764	phi	(0.3353 mm)

\* RARD = reciprocal absolute relative dispersion (see below)

Statistical Explanation	
Calculations based on the Method of Moments	
Skewness: 3rd Stand. Moment; Exact Gaussian = 0.0	
Kurtosis: 4th Stand. Moment; Exact Gaussian = 3.0	
For Further Explanation, See Basille et al. 2002	
Millimeter data calculated by $mm = 2^{-(\phi)}$	

Reciprocal Absolute Relative Dispersion (RARD) Scale	
< 0.5	Excellent homogeneity (e.g., beaches)
0.5 to 1.0	Good homogeneity
1.0 to 1.33	Fair homogeneity
> 1.33	Poor homogeneity (e.g., glacial)



# CR-06-BB

