

Onshore Grab Sample

Sample: CR-05-BB
Sample Taken By: D. Phelps
Sample Collected On: 11/5/09
Splits? N/A

County: Collier
Latitude: 26° 17' 15.2"
Longitude: 81° 49' 53"
Datum: WGS 84
Surf. Elev: N/A
Datum: N/A

Fine Data Summary

Total Sample Weight	56.129 grams
Total Fines in Sample	0.364 grams
Total Percent Fines	0.64 %

Dry Sieving Summary

Total Sample Weight	56.083 grams
Total Digested Weight	50.320 grams
Total Carbonate Weight	5.763 grams
Total Silica %	89.72 %
Total Carbonate %	10.28 %
Carbonate/Silica Ratio	0.115

General Comments:

None

Description

Worked By: M. Ladle

Pre-Digestion Grain Size Distribution

Onshore Grab Sample

Sample: CR-05-BB

Total Sample Mass: 56.083 grams

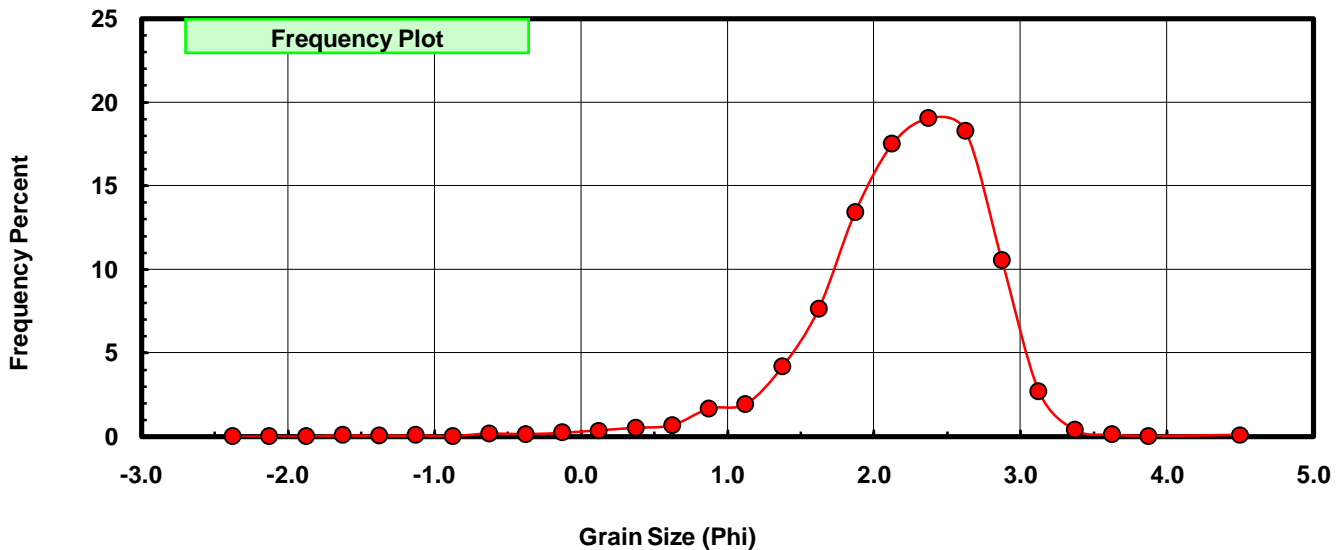
Sieve Size (phi)	Sieve Midpt (phi)	Weight (grams)	Freq Weight %	Cumulative Weight %
-2.25	-2.375	0.000	0.000	0.000
-2.00	-2.125	0.000	0.000	0.000
-1.75	-1.875	0.000	0.000	0.000
-1.50	-1.625	0.047	0.084	0.084
-1.25	-1.375	0.030	0.053	0.137
-1.00	-1.125	0.042	0.075	0.212
-0.75	-0.875	0.014	0.025	0.237
-0.50	-0.625	0.105	0.187	0.424
-0.25	-0.375	0.082	0.146	0.571
0.00	-0.125	0.134	0.239	0.810
0.25	0.125	0.213	0.380	1.189
0.50	0.375	0.293	0.522	1.712
0.75	0.625	0.384	0.685	2.396
1.00	0.875	0.935	1.667	4.064
1.25	1.125	1.085	1.935	5.998
1.50	1.375	2.348	4.187	10.185
1.75	1.625	4.286	7.642	17.827
2.00	1.875	7.531	13.428	31.255
2.25	2.125	9.818	17.506	48.762
2.50	2.375	10.677	19.038	67.800
2.75	2.625	10.254	18.284	86.083
3.00	2.875	5.918	10.552	96.635
3.25	3.125	1.518	2.707	99.342
3.50	3.375	0.221	0.394	99.736
3.75	3.625	0.070	0.125	99.861
4.00	3.875	0.015	0.027	99.888
5.00	4.50	0.063	0.112	100.000

Statistical Results			
Mean:	2.1874	phi	(0.2195 mm)
Standard Dev:	0.6081	phi-units	(0.6561 mm)
Skewness:	-1.3299	dimensionless	
Kurtosis:	7.3704	dimensionless	
5th Moment:	-27.9318	dimensionless	
6th Moment:	151.0771	dimensionless	
RARD *	0.2780	dimensionless	
Median	2.1413	phi	(0.2267 mm)

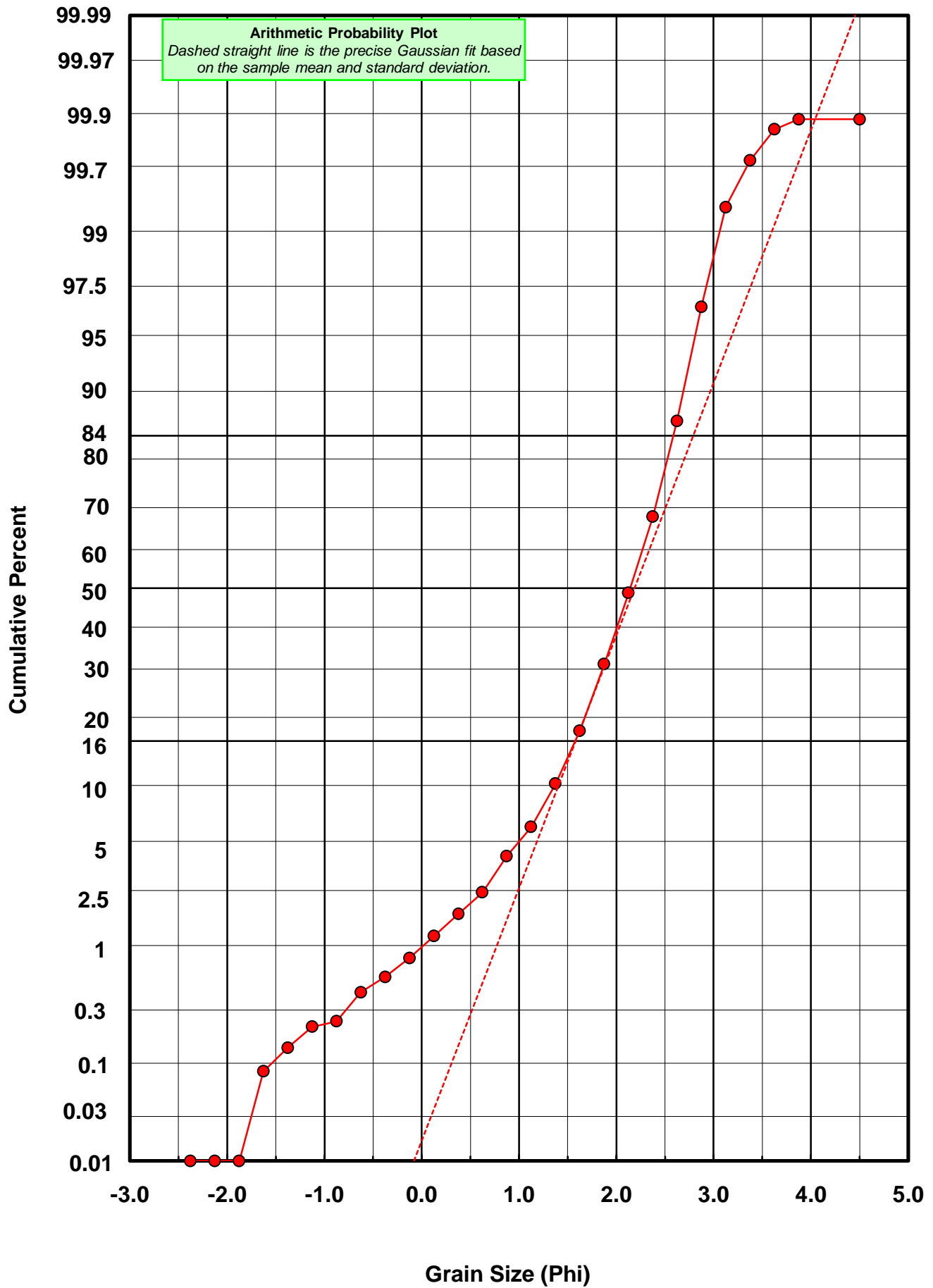
* RARD = reciprocal absolute relative dispersion (see below)

Statistical Explanation	
Calculations based on the Method of Moments	
Skewness: 3rd Stand. Moment; Exact Gaussian = 0.0	
Kurtosis: 4th Stand. Moment; Exact Gaussian = 3.0	
For Further Explanation, See Basille et al. 2002	
Millimeter data calculated by $mm = 2^{-(\phi)}$	

Reciprocal Absolute Relative Dispersion (RARD) Scale	
< 0.5	Excellent homogeneity (e.g., beaches)
0.5 to 1.0	Good homogeneity
1.0 to 1.33	Fair homogeneity
> 1.33	Poor homogeneity (e.g., glacial)



CR-05-BB



Carbonate Grain Size Distribution

Onshore Grab Sample

Sample: CR-05-BB

Total Carbonate Mass: 5.822 grams

% Carbonate: 10.3 %

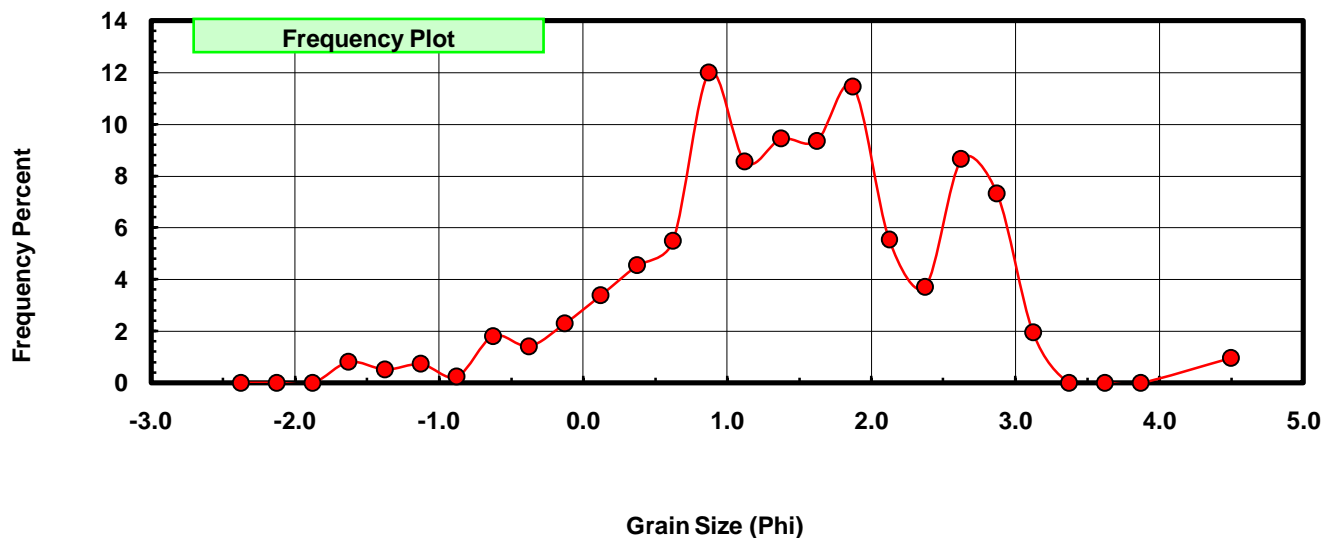
Sieve Size (phi)	Sieve Midpt (phi)	Weight (grams)	Freq Weight %	Cumulative Weight %
-2.25	-2.375	0.000	0.000	0.000
-2.00	-2.125	0.000	0.000	0.000
-1.75	-1.875	0.000	0.000	0.000
-1.50	-1.625	0.047	0.807	0.807
-1.25	-1.375	0.030	0.515	1.323
-1.00	-1.125	0.042	0.721	2.044
-0.75	-0.875	0.014	0.240	2.284
-0.50	-0.625	0.105	1.804	4.088
-0.25	-0.375	0.082	1.408	5.496
0.00	-0.125	0.134	2.302	7.798
0.25	0.125	0.197	3.384	11.182
0.50	0.375	0.264	4.535	15.716
0.75	0.625	0.319	5.479	21.195
1.00	0.875	0.698	11.989	33.184
1.25	1.125	0.497	8.537	41.721
1.50	1.375	0.549	9.430	51.151
1.75	1.625	0.544	9.344	60.495
2.00	1.875	0.666	11.439	71.934
2.25	2.125	0.322	5.531	77.465
2.50	2.375	0.215	3.693	81.158
2.75	2.625	0.503	8.640	89.797
3.00	2.875	0.425	7.300	97.097
3.25	3.125	0.113	1.941	99.038
3.50	3.375	0.000	0.000	99.038
3.75	3.625	0.000	0.000	99.038
4.00	3.875	0.000	0.000	99.038
5.00	4.500	0.056	0.962	100.000

Statistical Results			
Mean:	1.4484	phi	(0.3664 mm)
Standard Dev:	1.0247	phi-units	(0.4915 mm)
Skewness:	-0.2383	dimensionless	
Kurtosis:	3.4154	dimensionless	
5th Moment:	-1.8402	dimensionless	
6th Moment:	20.3280	dimensionless	
RARD *	0.7075	dimensionless	
Median	1.3445	phi	(0.3938 mm)

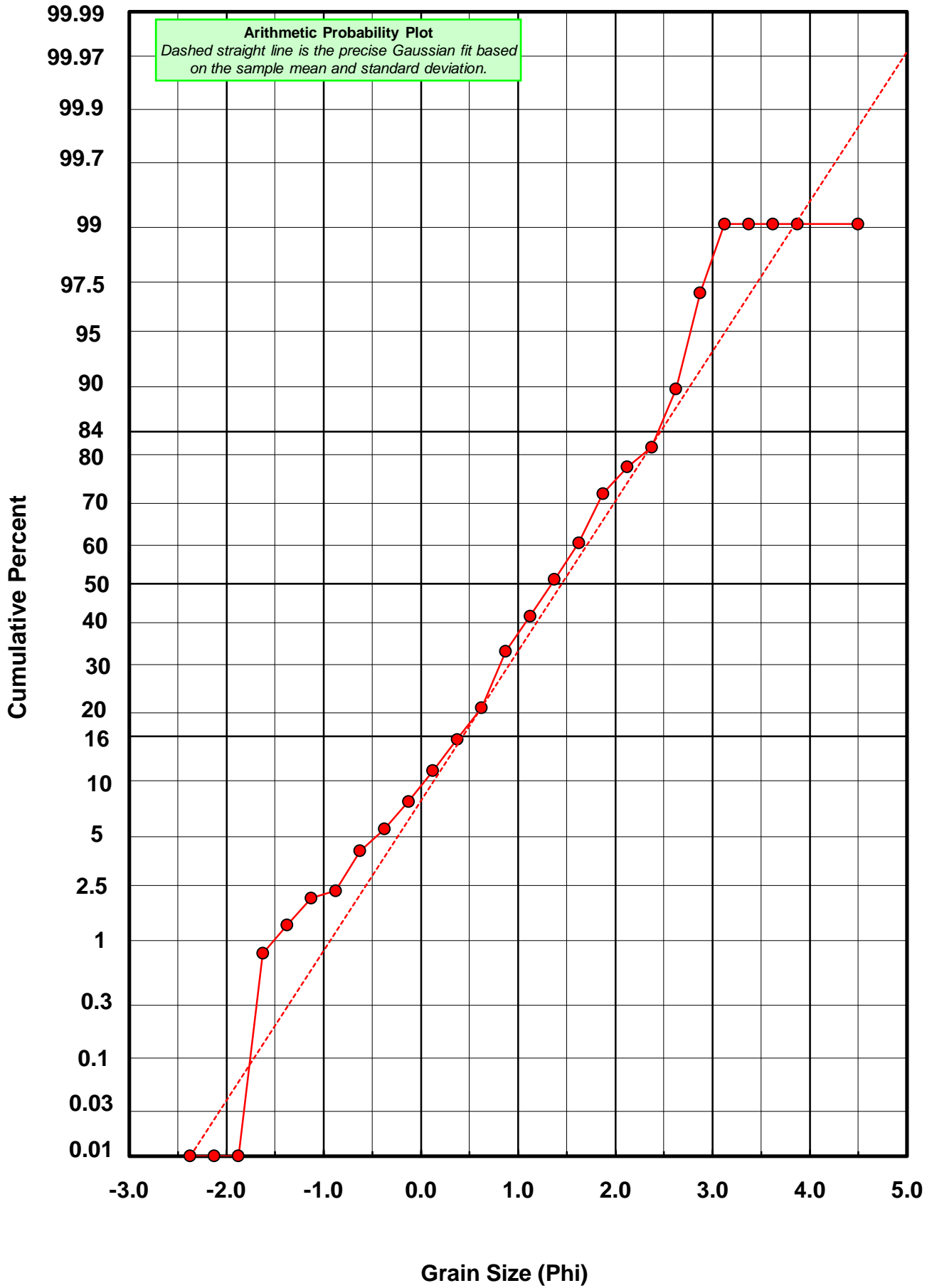
* RARD = reciprocal absolute relative dispersion (see below)

Statistical Explanation	
Calculations based on the Method of Moments	
Skewness: 3rd Stand. Moment; Exact Gaussian = 0.0	
Kurtosis: 4th Stand. Moment; Exact Gaussian = 3.0	
For Further Explanation, See Basille et al. 2002	
Millimeter data calculated by $mm = 2^{-(\phi)}$	

Reciprocal Absolute Relative Dispersion (RARD) Scale	
< 0.5	Excellent homogeneity (e.g., beaches)
0.5 to 1.0	Good homogeneity
1.0 to 1.33	Fair homogeneity
> 1.33	Poor homogeneity (e.g., glacial)



CR-05-BB



Post-Digestion Grain Size Distribution

Onshore Grab Sample

Sample: CR-05-BB

Total Digested Mass: 50.320 grams

% Silica: 89.7 %

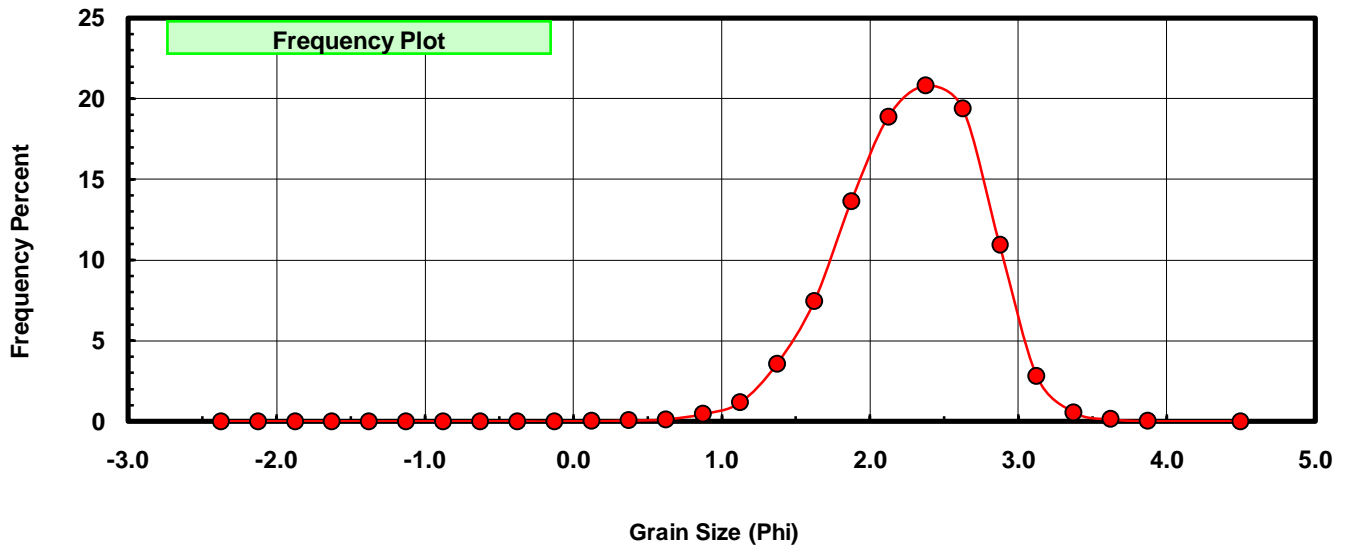
Sieve Size (phi)	Sieve Midpt (phi)	Weight (grams)	Freq Weight %	Cumulative Weight %
-2.25	-2.375	0.000	0.000	0.000
-2.00	-2.125	0.000	0.000	0.000
-1.75	-1.875	0.000	0.000	0.000
-1.50	-1.625	0.000	0.000	0.000
-1.25	-1.375	0.000	0.000	0.000
-1.00	-1.125	0.000	0.000	0.000
-0.75	-0.875	0.000	0.000	0.000
-0.50	-0.625	0.000	0.000	0.000
-0.25	-0.375	0.000	0.000	0.000
0.00	-0.125	0.000	0.000	0.000
0.25	0.125	0.016	0.032	0.032
0.50	0.375	0.029	0.058	0.089
0.75	0.625	0.065	0.129	0.219
1.00	0.875	0.237	0.471	0.690
1.25	1.125	0.588	1.169	1.858
1.50	1.375	1.799	3.575	5.433
1.75	1.625	3.742	7.436	12.870
2.00	1.875	6.865	13.643	26.512
2.25	2.125	9.496	18.871	45.384
2.50	2.375	10.462	20.791	66.174
2.75	2.625	9.751	19.378	85.552
3.00	2.875	5.493	10.916	96.469
3.25	3.125	1.405	2.792	99.261
3.50	3.375	0.279	0.554	99.815
3.75	3.625	0.070	0.139	99.954
4.00	3.875	0.016	0.032	99.986
5.00	4.500	0.007	0.014	100.000

Statistical Results			
Mean:	2.2743	phi	(0.2067 mm)
Standard Dev:	0.4675	phi-units	(0.7232 mm)
Skewness:	-0.3608	dimensionless	
Kurtosis:	3.2568	dimensionless	
5th Moment:	-3.4780	dimensionless	
6th Moment:	22.3101	dimensionless	
RARD *	0.2056	dimensionless	
Median	2.1805	phi	(0.2206 mm)

* RARD = reciprocal absolute relative dispersion (see below)

Statistical Explanation	
Calculations based on the Method of Moments	
Skewness: 3rd Stand. Moment; Exact Gaussian = 0.0	
Kurtosis: 4th Stand. Moment; Exact Gaussian = 3.0	
For Further Explanation, See Basille et al. 2002	
Millimeter data calculated by $mm = 2^{-(\phi)}$	

Reciprocal Absolute Relative Dispersion (RARD) Scale	
< 0.5	Excellent homogeneity (e.g., beaches)
0.5 to 1.0	Good homogeneity
1.0 to 1.33	Fair homogeneity
> 1.33	Poor homogeneity (e.g., glacial)



CR-05-BB

