

Onshore Grab Sample

Sample: CR-03-BB
Sample Taken By: D. Phelps
Sample Collected On: 11/5/09
Splits? N/A

County: Collier
Latitude: 26° 18' 15.4"
Longitude: 81° 50' 8.6"
Datum: WGS 84
Surf. Elev: N/A
Datum: N/A

Fine Data Summary

Total Sample Weight 57.587 grams
Total Fines in Sample 0.150 grams
Total Percent Fines 0.26 %

Dry Sieving Summary

Total Sample Weight 57.704 grams
Total Digested Weight 21.514 grams
Total Carbonate Weight 36.190 grams
Total Silica % 37.28 %
Total Carbonate % 62.72 %
Carbonate/Silica Ratio 1.682

General Comments:

None

Description

Worked By: M. Ladle

Pre-Digestion Grain Size Distribution

Onshore Grab Sample

Sample: CR-03-BB

Total Sample Mass: 57.704 grams

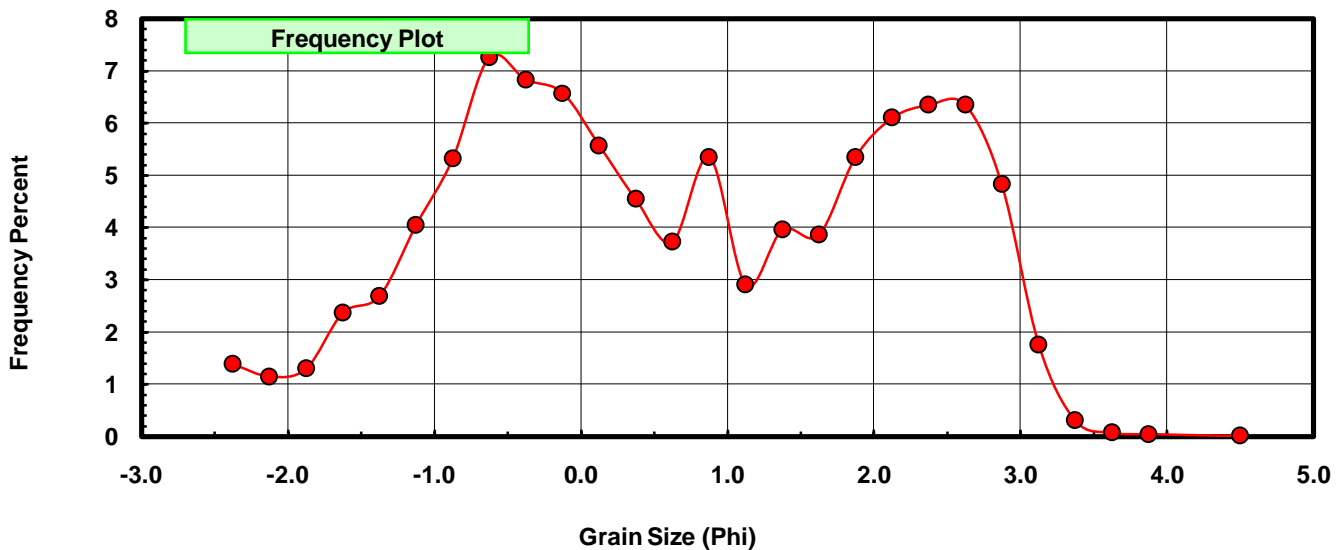
Sieve Size (phi)	Sieve Midpt (phi)	Weight (grams)	Freq Weight %	Cumulative Weight %
-2.25	-2.375	0.801	1.388	1.388
-2.00	-2.125	0.661	1.146	2.534
-1.75	-1.875	0.750	1.300	3.833
-1.50	-1.625	1.367	2.369	6.202
-1.25	-1.375	1.551	2.688	8.890
-1.00	-1.125	2.337	4.050	12.940
-0.75	-0.875	3.070	5.320	18.260
-0.50	-0.625	4.188	7.258	25.518
-0.25	-0.375	3.941	6.830	32.348
0.00	-0.125	3.795	6.577	38.925
0.25	0.125	3.213	5.568	44.493
0.50	0.375	2.622	4.544	49.036
0.75	0.625	2.151	3.728	52.764
1.00	0.875	3.085	5.346	58.110
1.25	1.125	1.676	2.904	61.015
1.50	1.375	2.286	3.962	64.976
1.75	1.625	2.227	3.859	68.836
2.00	1.875	3.082	5.341	74.177
2.25	2.125	3.522	6.104	80.280
2.50	2.375	3.663	6.348	86.628
2.75	2.625	3.663	6.348	92.976
3.00	2.875	2.785	4.826	97.803
3.25	3.125	1.012	1.754	99.556
3.50	3.375	0.177	0.307	99.863
3.75	3.625	0.044	0.076	99.939
4.00	3.875	0.026	0.045	99.984
5.00	4.50	0.009	0.016	100.000

Statistical Results			
Mean:	0.6719	phi	(0.6277 mm)
Standard Dev:	1.4719	phi-units	(0.3605 mm)
Skewness:	-0.0292	dimensionless	
Kurtosis:	1.8605	dimensionless	
5th Moment:	-0.4191	dimensionless	
6th Moment:	4.6037	dimensionless	
RARD *	2.1908	dimensionless	
Median	0.4396	phi	(0.7373 mm)

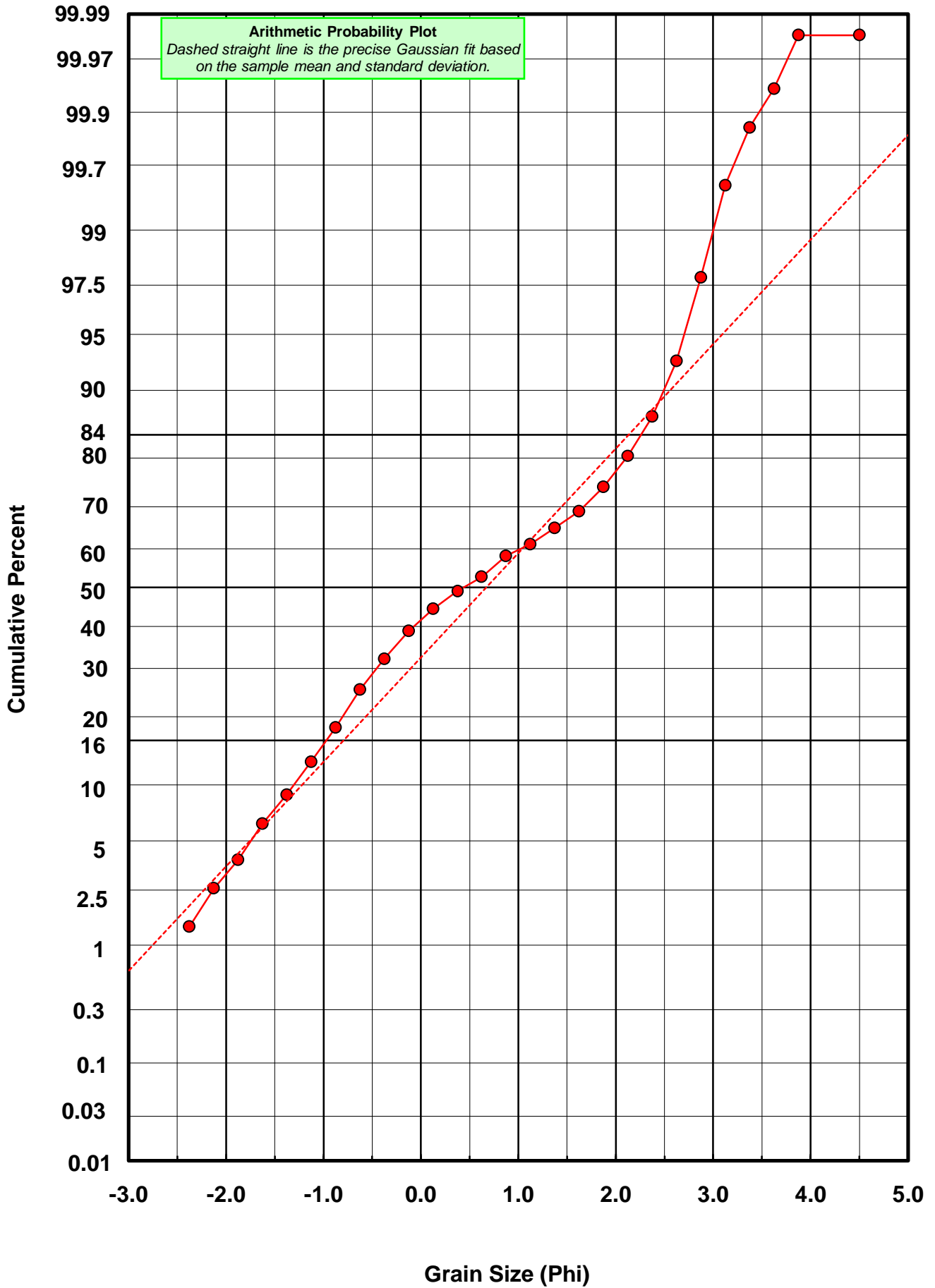
* RARD = reciprocal absolute relative dispersion (see below)

Statistical Explanation	
Calculations based on the Method of Moments	
Skewness: 3rd Stand. Moment; Exact Gaussian = 0.0	
Kurtosis: 4th Stand. Moment; Exact Gaussian = 3.0	
For Further Explanation, See Basille et al. 2002	
Millimeter data calculated by $mm = 2^{(-phi)}$	

Reciprocal Absolute Relative Dispersion (RARD) Scale	
< 0.5	Excellent homogeneity (e.g., beaches)
0.5 to 1.0	Good homogeneity
1.0 to 1.33	Fair homogeneity
> 1.33	Poor homogeneity (e.g., glacial)



CR-03-BB



Carbonate Grain Size Distribution

Onshore Grab Sample

Sample: CR-03-BB

Total Carbonate Mass: 36.401 grams

% Carbonate: 62.7 %

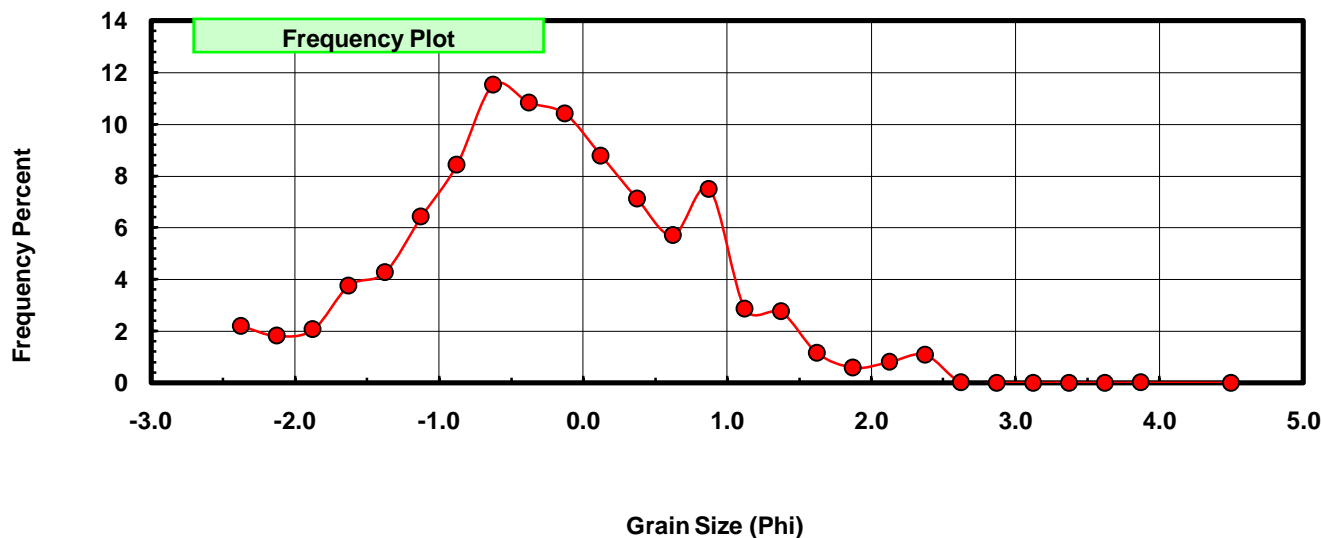
Sieve Size (phi)	Sieve Midpt (phi)	Weight (grams)	Freq Weight %	Cumulative Weight %
-2.25	-2.375	0.801	2.200	2.200
-2.00	-2.125	0.661	1.816	4.016
-1.75	-1.875	0.750	2.060	6.077
-1.50	-1.625	1.367	3.755	9.832
-1.25	-1.375	1.551	4.261	14.093
-1.00	-1.125	2.337	6.420	20.513
-0.75	-0.875	3.070	8.434	28.947
-0.50	-0.625	4.188	11.505	40.452
-0.25	-0.375	3.941	10.827	51.279
0.00	-0.125	3.784	10.395	61.674
0.25	0.125	3.196	8.780	70.454
0.50	0.375	2.591	7.118	77.572
0.75	0.625	2.072	5.692	83.264
1.00	0.875	2.726	7.489	90.753
1.25	1.125	1.040	2.857	93.610
1.50	1.375	1.002	2.753	96.363
1.75	1.625	0.420	1.154	97.517
2.00	1.875	0.213	0.585	98.102
2.25	2.125	0.292	0.802	98.904
2.50	2.375	0.393	1.080	99.984
2.75	2.625	0.003	0.008	99.992
3.00	2.875	0.000	0.000	99.992
3.25	3.125	0.000	0.000	99.992
3.50	3.375	0.000	0.000	99.992
3.75	3.625	0.000	0.000	99.992
4.00	3.875	0.003	0.008	100.000
5.00	4.500	0.000	0.000	100.000

Statistical Results			
Mean:	-0.2389	phi	(1.1801 mm)
Standard Dev:	0.9821	phi-units	(0.5063 mm)
Skewness:	0.1340	dimensionless	
Kurtosis:	2.8579	dimensionless	
5th Moment:	1.3022	dimensionless	
6th Moment:	12.4180	dimensionless	
RARD *	4.1105	dimensionless	
Median	-0.4045	phi	(1.3237 mm)

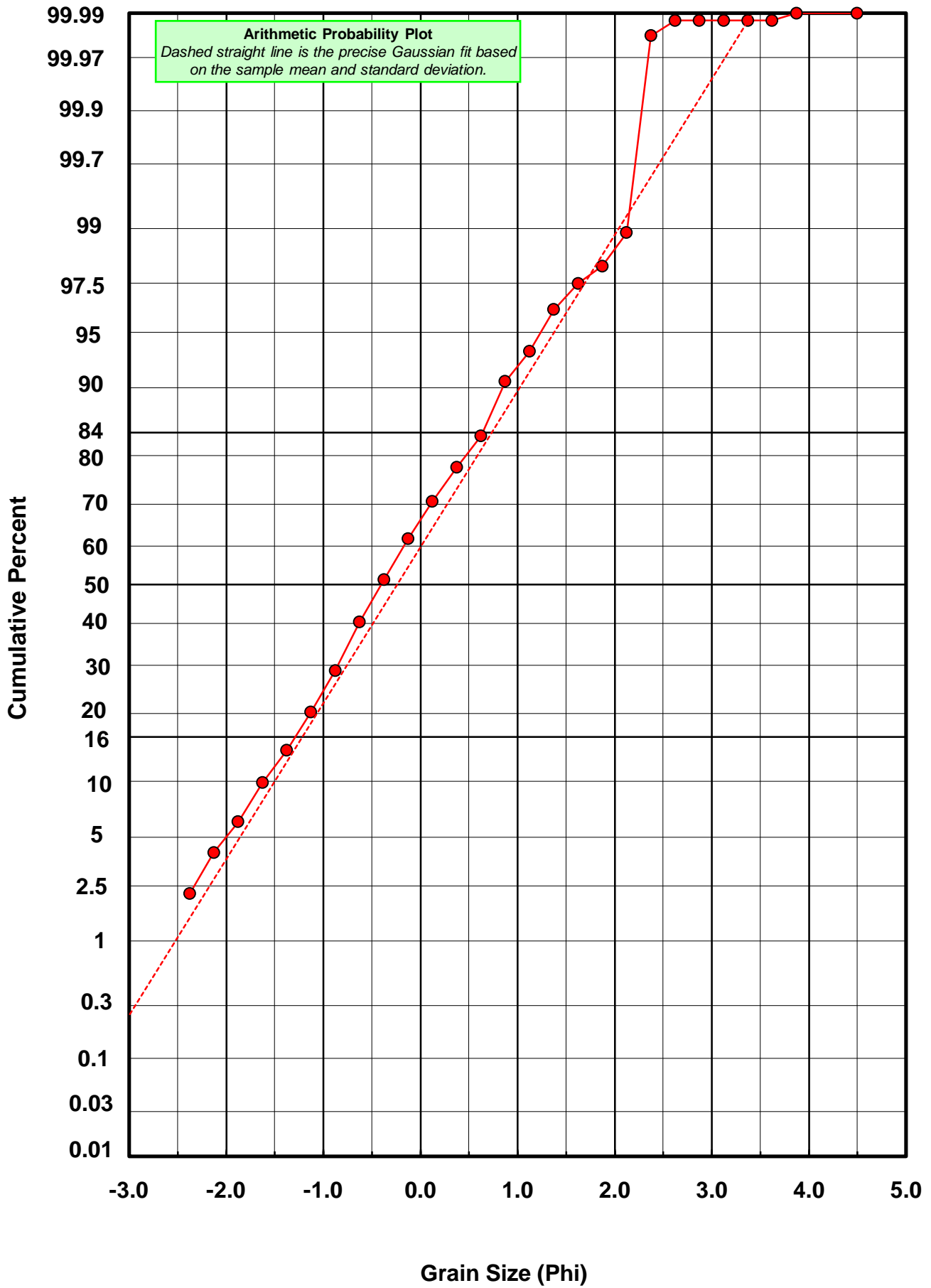
* RARD = reciprocal absolute relative dispersion (see below)

Statistical Explanation	
Calculations based on the Method of Moments	
Skewness: 3rd Stand. Moment; Exact Gaussian = 0.0	
Kurtosis: 4th Stand. Moment; Exact Gaussian = 3.0	
For Further Explanation, See Basille et al. 2002	
Millimeter data calculated by $mm = 2^{-(\phi)}$	

Reciprocal Absolute Relative Dispersion (RARD) Scale	
< 0.5	Excellent homogeneity (e.g., beaches)
0.5 to 1.0	Good homogeneity
1.0 to 1.33	Fair homogeneity
> 1.33	Poor homogeneity (e.g., glacial)



CR-03-BB



Post-Digestion Grain Size Distribution

Onshore Grab Sample

Sample: CR-03-BB

Total Digested Mass: 21.514 grams

% Silica: 37.3 %

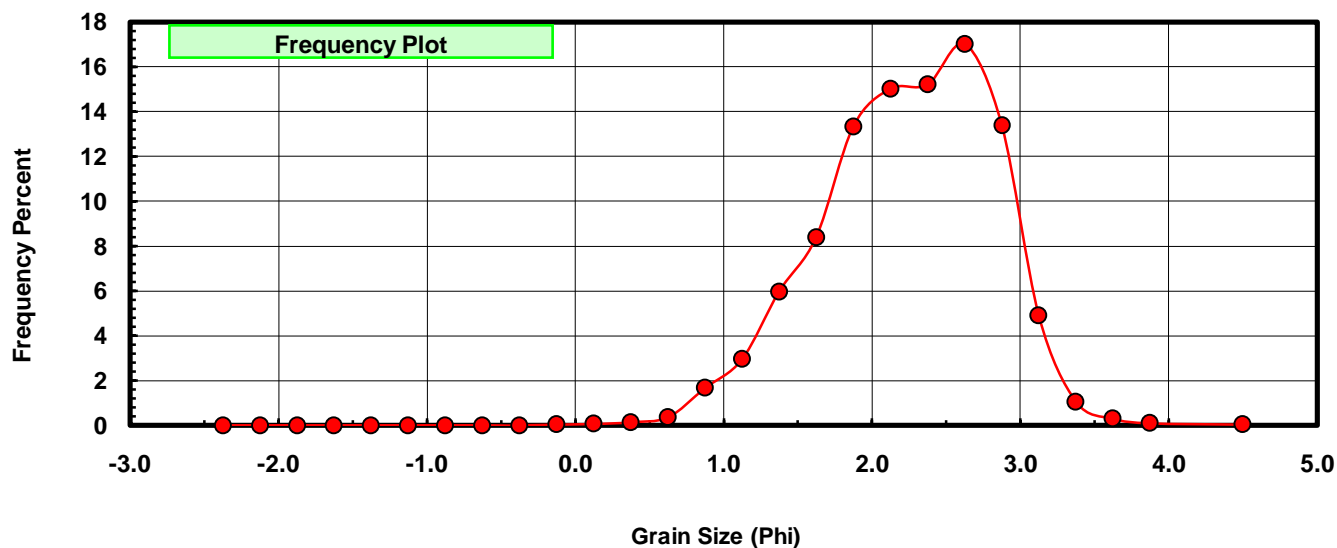
Sieve Size (phi)	Sieve Midpt (phi)	Weight (grams)	Freq Weight %	Cumulative Weight %
-2.25	-2.375	0.000	0.000	0.000
-2.00	-2.125	0.000	0.000	0.000
-1.75	-1.875	0.000	0.000	0.000
-1.50	-1.625	0.000	0.000	0.000
-1.25	-1.375	0.000	0.000	0.000
-1.00	-1.125	0.000	0.000	0.000
-0.75	-0.875	0.000	0.000	0.000
-0.50	-0.625	0.000	0.000	0.000
-0.25	-0.375	0.000	0.000	0.000
0.00	-0.125	0.011	0.051	0.051
0.25	0.125	0.017	0.079	0.130
0.50	0.375	0.031	0.144	0.274
0.75	0.625	0.079	0.367	0.641
1.00	0.875	0.359	1.669	2.310
1.25	1.125	0.636	2.956	5.266
1.50	1.375	1.284	5.968	11.235
1.75	1.625	1.807	8.399	19.634
2.00	1.875	2.869	13.336	32.969
2.25	2.125	3.230	15.013	47.983
2.50	2.375	3.270	15.199	63.182
2.75	2.625	3.660	17.012	80.194
3.00	2.875	2.881	13.391	93.586
3.25	3.125	1.053	4.894	98.480
3.50	3.375	0.229	1.064	99.544
3.75	3.625	0.066	0.307	99.851
4.00	3.875	0.023	0.107	99.958
5.00	4.500	0.009	0.042	100.000

Statistical Results			
Mean:	2.2369	phi	(0.2121 mm)
Standard Dev:	0.5882	phi-units	(0.6652 mm)
Skewness:	-0.3752	dimensionless	
Kurtosis:	2.8722	dimensionless	
5th Moment:	-2.8536	dimensionless	
6th Moment:	15.9639	dimensionless	
RARD *	0.2630	dimensionless	
Median	2.1582	phi	(0.224 mm)

* RARD = reciprocal absolute relative dispersion (see below)

Statistical Explanation	
Calculations based on the Method of Moments	
Skewness: 3rd Stand. Moment; Exact Gaussian = 0.0	
Kurtosis: 4th Stand. Moment; Exact Gaussian = 3.0	
For Further Explanation, See Basille et al. 2002	
Millimeter data calculated by $mm = 2^{-(\phi)}$	

Reciprocal Absolute Relative Dispersion (RARD) Scale	
< 0.5	Excellent homogeneity (e.g., beaches)
0.5 to 1.0	Good homogeneity
1.0 to 1.33	Fair homogeneity
> 1.33	Poor homogeneity (e.g., glacial)



CR-03-BB

