

Onshore Grab Sample

Sample: CR-02
Sample Taken By: D. Phelps
Sample Collected On: 11/5/09
Splits? N/A

County: Collier
Latitude: 26° 19' 0.9"
Longitude: 81° 50' 25.8"
Datum: WGS 84
Surf. Elev: N/A
Datum: N/A

Fine Data Summary

Total Sample Weight 61.206 grams
Total Fines in Sample 0.239 grams
Total Percent Fines 0.39 %

Dry Sieving Summary

Total Sample Weight 61.200 grams
Total Digested Weight 32.443 grams
Total Carbonate Weight 28.757 grams
Total Silica % 53.01 %
Total Carbonate % 46.99 %
Carbonate/Silica Ratio 0.886

General Comments:

None

Description

Worked By: M. Ladle

Pre-Digestion Grain Size Distribution

Onshore Grab Sample

Sample: CR-02

Total Sample Mass: 61.200 grams

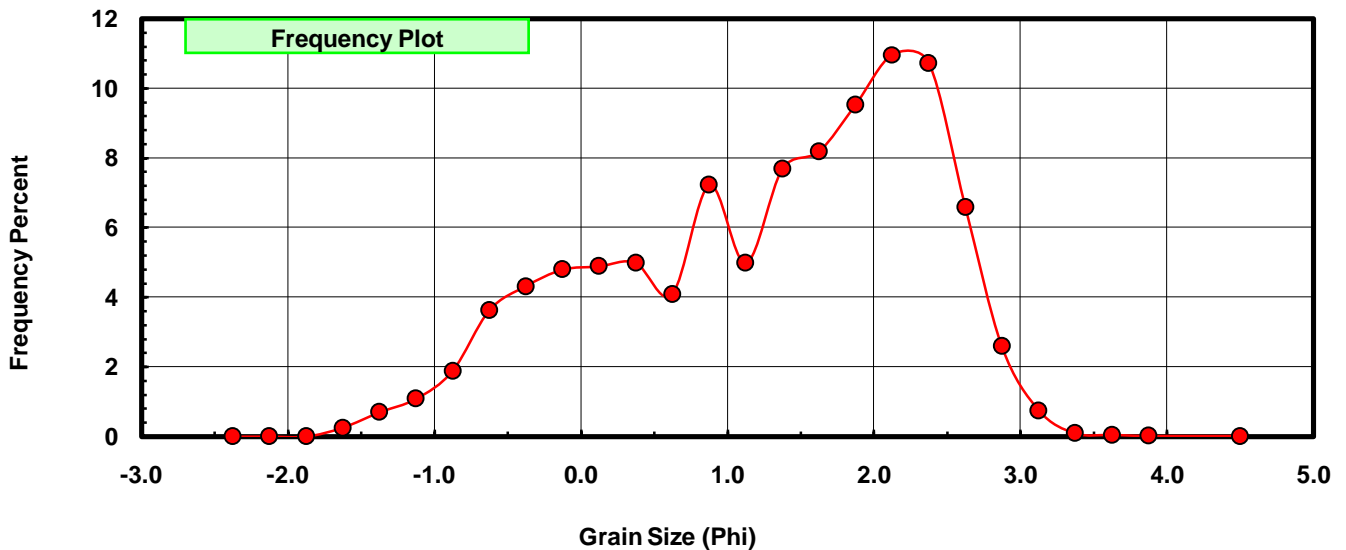
Sieve Size (phi)	Sieve Midpt (phi)	Weight (grams)	Freq Weight %	Cumulative Weight %
-2.25	-2.375	0.000	0.000	0.000
-2.00	-2.125	0.000	0.000	0.000
-1.75	-1.875	0.000	0.000	0.000
-1.50	-1.625	0.155	0.253	0.253
-1.25	-1.375	0.427	0.698	0.951
-1.00	-1.125	0.664	1.085	2.036
-0.75	-0.875	1.153	1.884	3.920
-0.50	-0.625	2.217	3.623	7.542
-0.25	-0.375	2.641	4.315	11.858
0.00	-0.125	2.936	4.797	16.655
0.25	0.125	2.992	4.889	21.544
0.50	0.375	3.052	4.987	26.531
0.75	0.625	2.503	4.090	30.621
1.00	0.875	4.421	7.224	37.845
1.25	1.125	3.049	4.982	42.827
1.50	1.375	4.703	7.685	50.511
1.75	1.625	5.006	8.180	58.691
2.00	1.875	5.827	9.521	68.212
2.25	2.125	6.712	10.967	79.180
2.50	2.375	6.561	10.721	89.900
2.75	2.625	4.031	6.587	96.487
3.00	2.875	1.585	2.590	99.077
3.25	3.125	0.458	0.748	99.825
3.50	3.375	0.057	0.093	99.918
3.75	3.625	0.029	0.047	99.966
4.00	3.875	0.012	0.020	99.985
5.00	4.50	0.009	0.015	100.000

Statistical Results			
Mean:	1.2642	phi	(0.4163 mm)
Standard Dev:	1.0918	phi-units	(0.4692 mm)
Skewness:	-0.4833	dimensionless	
Kurtosis:	2.2343	dimensionless	
5th Moment:	-2.4261	dimensionless	
6th Moment:	7.4689	dimensionless	
RARD *	0.8636	dimensionless	
Median	1.3584	phi	(0.39 mm)

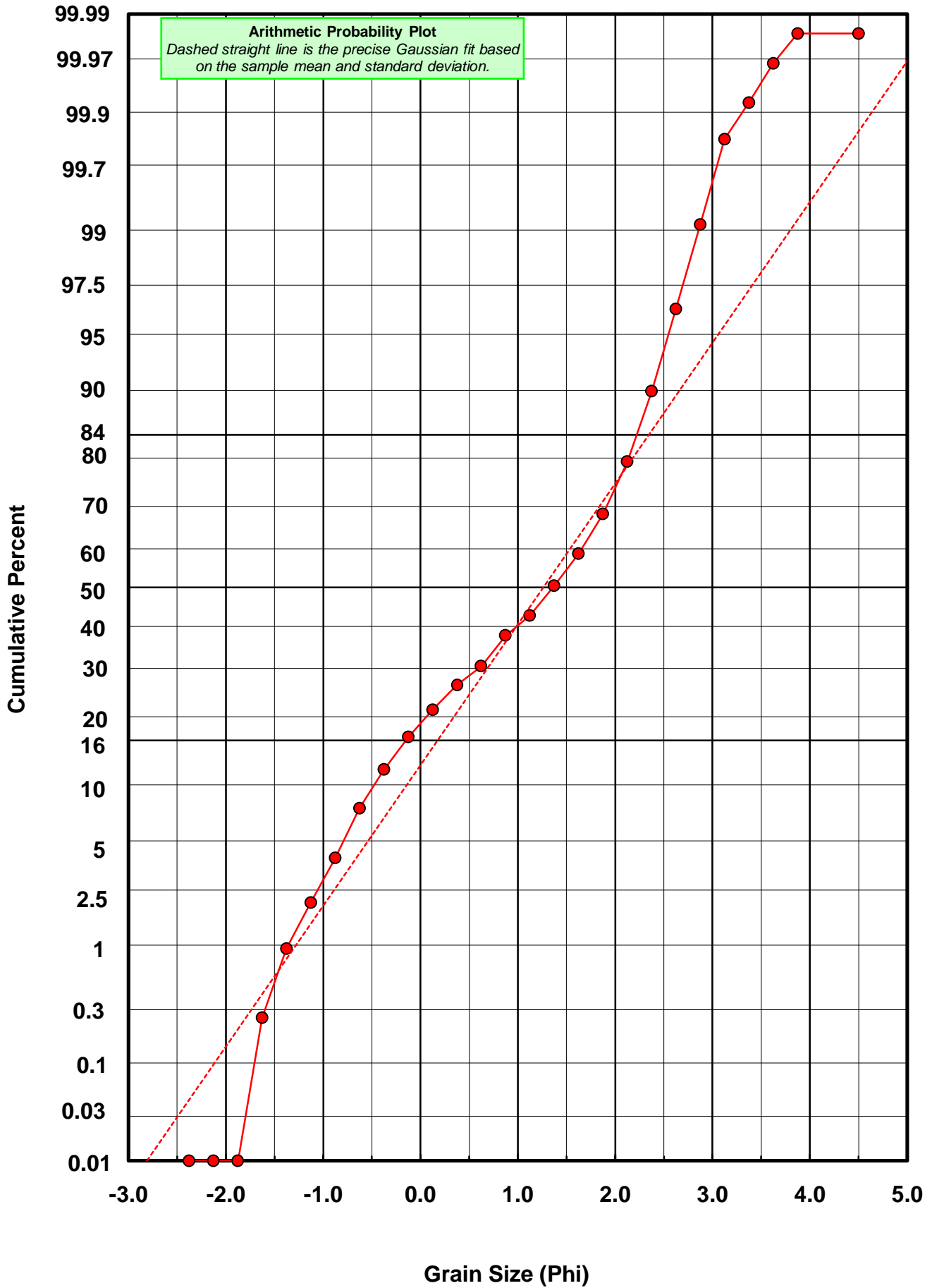
* RARD = reciprocal absolute relative dispersion (see below)

Statistical Explanation	
Calculations based on the Method of Moments	
Skewness: 3rd Stand. Moment; Exact Gaussian = 0.0	
Kurtosis: 4th Stand. Moment; Exact Gaussian = 3.0	
For Further Explanation, See Basille et al. 2002	
Millimeter data calculated by $mm = 2^{-(\phi)}$	

Reciprocal Absolute Relative Dispersion (RARD) Scale	
< 0.5	Excellent homogeneity (e.g., beaches)
0.5 to 1.0	Good homogeneity
1.0 to 1.33	Fair homogeneity
> 1.33	Poor homogeneity (e.g., glacial)



CR-02



Carbonate Grain Size Distribution

Onshore Grab Sample

Sample: CR-02

Total Carbonate Mass: 28.939 grams

% Carbonate: 47.0 %

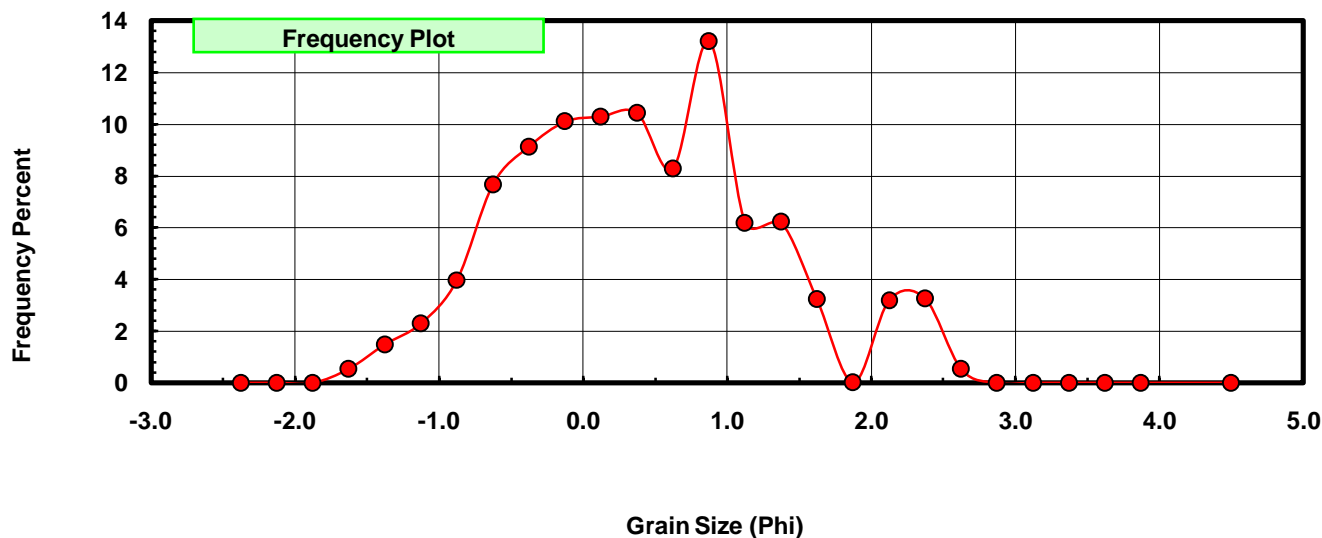
Sieve Size (phi)	Sieve Midpt (phi)	Weight (grams)	Freq Weight %	Cumulative Weight %
-2.25	-2.375	0.000	0.000	0.000
-2.00	-2.125	0.000	0.000	0.000
-1.75	-1.875	0.000	0.000	0.000
-1.50	-1.625	0.155	0.536	0.536
-1.25	-1.375	0.427	1.476	2.011
-1.00	-1.125	0.664	2.294	4.306
-0.75	-0.875	1.153	3.984	8.290
-0.50	-0.625	2.217	7.661	15.951
-0.25	-0.375	2.641	9.126	25.077
0.00	-0.125	2.922	10.097	35.174
0.25	0.125	2.978	10.291	45.465
0.50	0.375	3.019	10.432	55.897
0.75	0.625	2.394	8.273	64.169
1.00	0.875	3.821	13.204	77.373
1.25	1.125	1.790	6.185	83.559
1.50	1.375	1.798	6.213	89.772
1.75	1.625	0.937	3.238	93.009
2.00	1.875	0.006	0.021	93.030
2.25	2.125	0.923	3.189	96.220
2.50	2.375	0.943	3.259	99.478
2.75	2.625	0.151	0.522	100.000
3.00	2.875	0.000	0.000	100.000
3.25	3.125	0.000	0.000	100.000
3.50	3.375	0.000	0.000	100.000
3.75	3.625	0.000	0.000	100.000
4.00	3.875	0.000	0.000	100.000
5.00	4.500	0.000	0.000	100.000

Statistical Results			
Mean:	0.4017	phi	(0.757 mm)
Standard Dev:	0.8988	phi-units	(0.5363 mm)
Skewness:	0.2738	dimensionless	
Kurtosis:	2.6191	dimensionless	
5th Moment:	1.7931	dimensionless	
6th Moment:	9.7690	dimensionless	
RARD *	2.2375	dimensionless	
Median	0.2337	phi	(0.8505 mm)

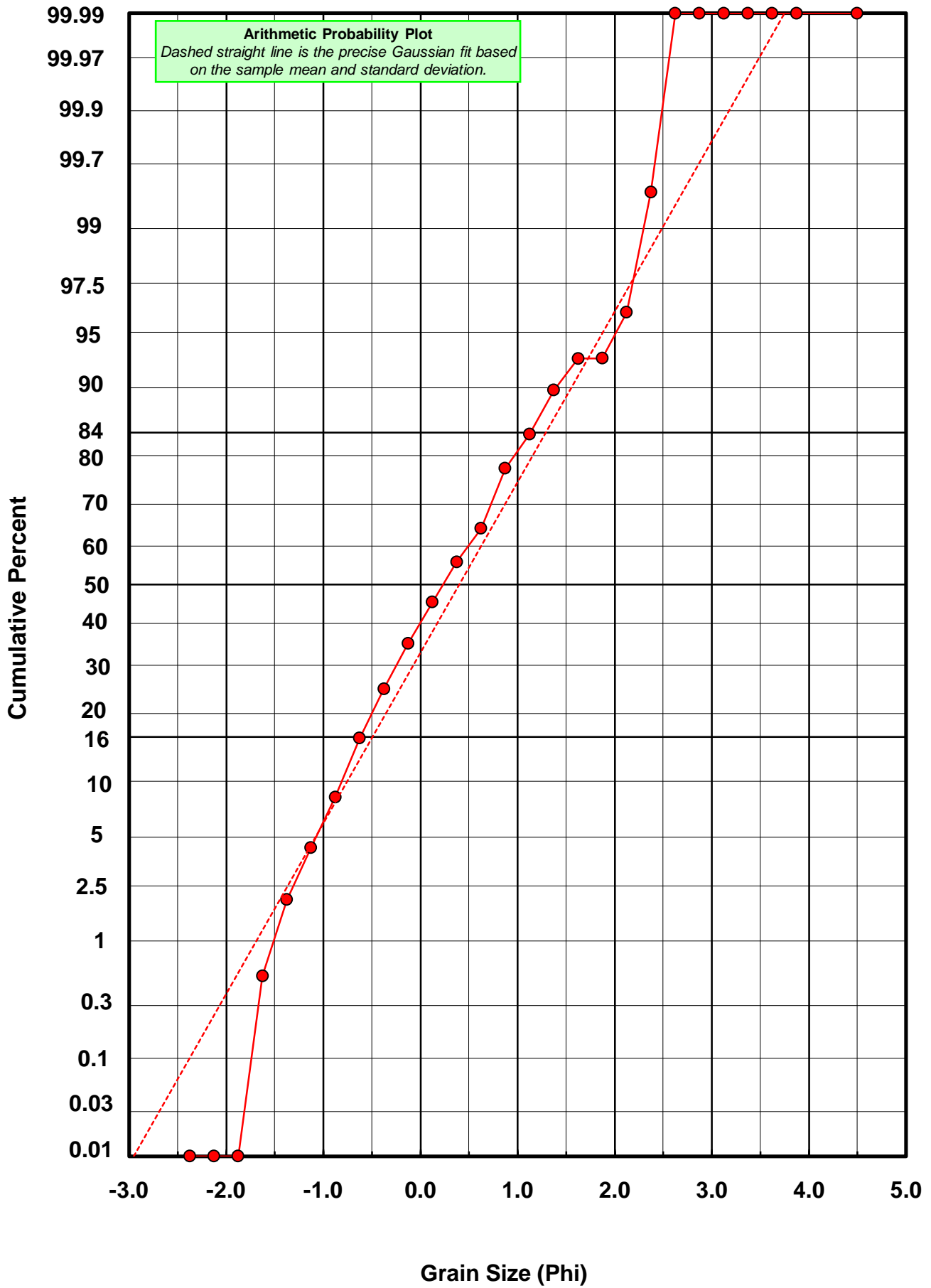
* RARD = reciprocal absolute relative dispersion (see below)

Statistical Explanation	
Calculations based on the Method of Moments	
Skewness: 3rd Stand. Moment; Exact Gaussian = 0.0	
Kurtosis: 4th Stand. Moment; Exact Gaussian = 3.0	
For Further Explanation, See Basille et al. 2002	
Millimeter data calculated by $mm = 2^{(-\phi)}$	

Reciprocal Absolute Relative Dispersion (RARD) Scale	
< 0.5	Excellent homogeneity (e.g., beaches)
0.5 to 1.0	Good homogeneity
1.0 to 1.33	Fair homogeneity
> 1.33	Poor homogeneity (e.g., glacial)



CR-02



Post-Digestion Grain Size Distribution

Onshore Grab Sample

Sample: CR-02

Total Digested Mass: 32.443 grams

% Silica: 53.0 %

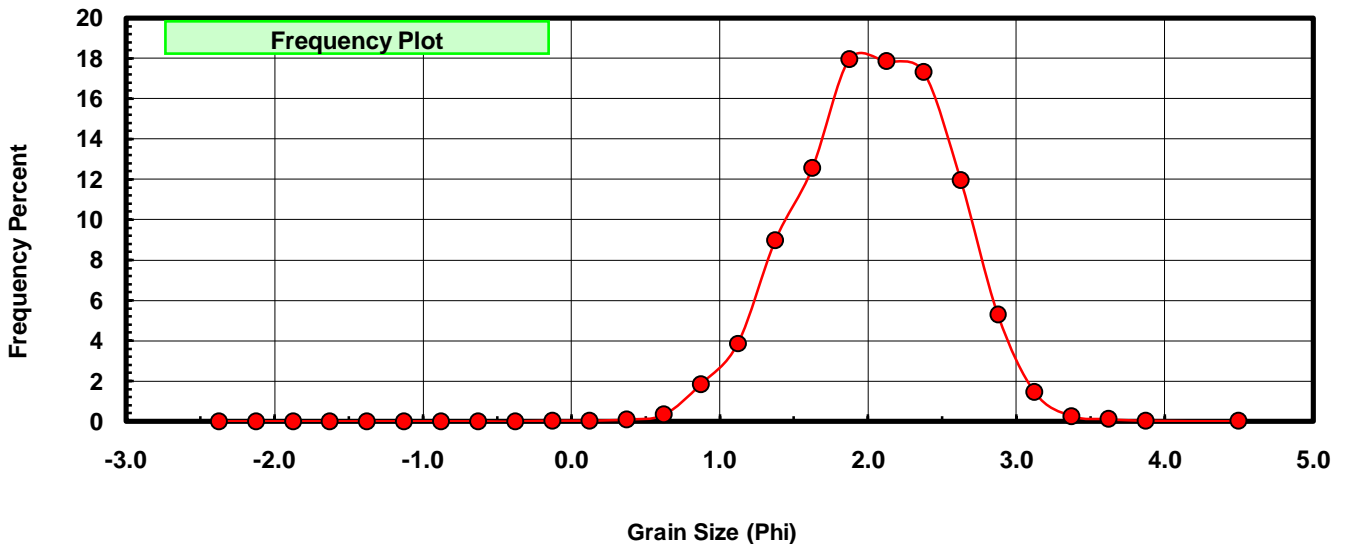
Sieve Size (phi)	Sieve Midpt (phi)	Weight (grams)	Freq Weight %	Cumulative Weight %
-2.25	-2.375	0.000	0.000	0.000
-2.00	-2.125	0.000	0.000	0.000
-1.75	-1.875	0.000	0.000	0.000
-1.50	-1.625	0.000	0.000	0.000
-1.25	-1.375	0.000	0.000	0.000
-1.00	-1.125	0.000	0.000	0.000
-0.75	-0.875	0.000	0.000	0.000
-0.50	-0.625	0.000	0.000	0.000
-0.25	-0.375	0.000	0.000	0.000
0.00	-0.125	0.014	0.043	0.043
0.25	0.125	0.014	0.043	0.086
0.50	0.375	0.033	0.102	0.188
0.75	0.625	0.109	0.336	0.524
1.00	0.875	0.600	1.849	2.373
1.25	1.125	1.259	3.881	6.254
1.50	1.375	2.905	8.954	15.208
1.75	1.625	4.069	12.542	27.750
2.00	1.875	5.821	17.942	45.692
2.25	2.125	5.789	17.844	63.536
2.50	2.375	5.618	17.317	80.853
2.75	2.625	3.880	11.959	92.812
3.00	2.875	1.721	5.305	98.117
3.25	3.125	0.468	1.443	99.559
3.50	3.375	0.084	0.259	99.818
3.75	3.625	0.036	0.111	99.929
4.00	3.875	0.014	0.043	99.972
5.00	4.500	0.009	0.028	100.000

Statistical Results			
Mean:	2.0433	phi	(0.2426 mm)
Standard Dev:	0.5209	phi-units	(0.6969 mm)
Skewness:	-0.1611	dimensionless	
Kurtosis:	2.9675	dimensionless	
5th Moment:	-0.9904	dimensionless	
6th Moment:	18.0383	dimensionless	
RARD *	0.2549	dimensionless	
Median	1.9354	phi	(0.2615 mm)

* RARD = reciprocal absolute relative dispersion (see below)

Statistical Explanation	
Calculations based on the Method of Moments	
Skewness: 3rd Stand. Moment; Exact Gaussian = 0.0	
Kurtosis: 4th Stand. Moment; Exact Gaussian = 3.0	
For Further Explanation, See Basille et al. 2002	
Millimeter data calculated by $mm = 2^{-(\phi)}$	

Reciprocal Absolute Relative Dispersion (RARD) Scale	
< 0.5	Excellent homogeneity (e.g., beaches)
0.5 to 1.0	Good homogeneity
1.0 to 1.33	Fair homogeneity
> 1.33	Poor homogeneity (e.g., glacial)



CR-02

