

## **Onshore Grab Sample**

**Sample:** CR-01-BB  
**Sample Taken By:** D. Phelps  
**Sample Collected On:** 11/5/09  
**Splits?** N/A

**County:** Collier  
**Latitude:** 26° 19' 49.1"  
**Longitude:** 81° 50' 44.5"  
**Datum:** WGS 84  
**Surf. Elev:** N/A  
**Datum:** N/A

### **Fine Data Summary**

Total Sample Weight	65.323 grams
Total Fines in Sample	0.366 grams
Total Percent Fines	0.56 %

### **Dry Sieving Summary**

Total Sample Weight	64.458 grams
Total Digested Weight	31.913 grams
Total Carbonate Weight	32.545 grams
Total Silica %	49.51 %
Total Carbonate %	50.49 %
Carbonate/Silica Ratio	1.020

### **General Comments:**

None

### **Description**

Worked By: M. Ladle

# Pre-Digestion Grain Size Distribution

Onshore Grab Sample

Sample: CR-01-BB

Total Sample Mass: 64.458 grams

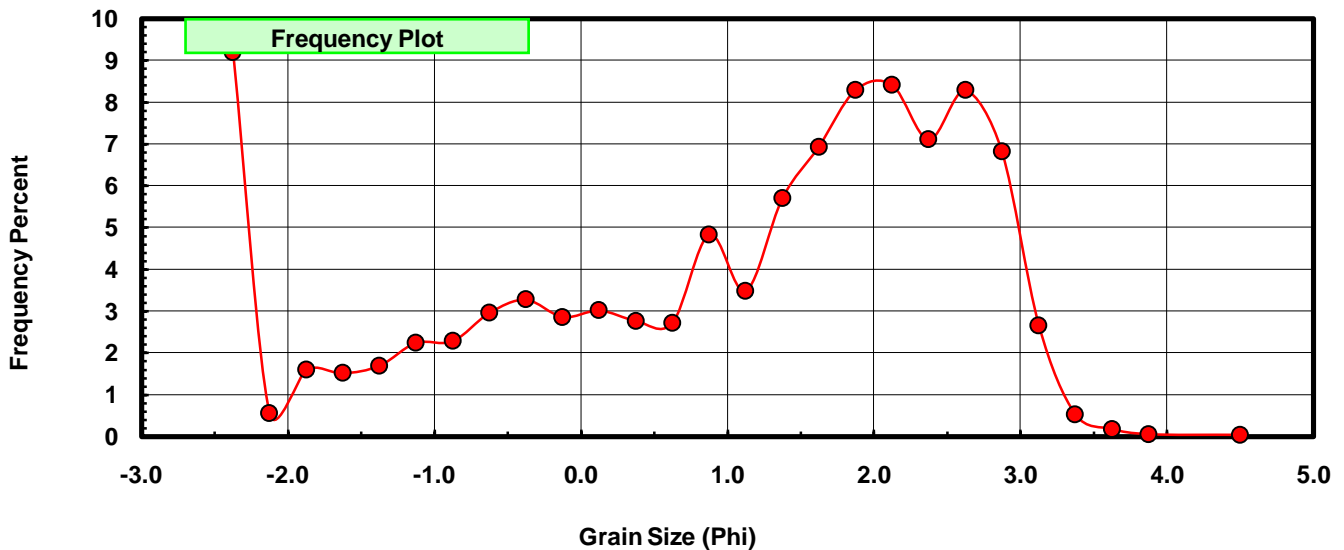
Sieve Size (phi)	Sieve Midpt (phi)	Weight (grams)	Freq Weight %	Cumulative Weight %
-2.25	-2.375	5.925	9.192	9.192
-2.00	-2.125	0.356	0.552	9.744
-1.75	-1.875	1.033	1.603	11.347
-1.50	-1.625	0.978	1.517	12.864
-1.25	-1.375	1.090	1.691	14.555
-1.00	-1.125	1.446	2.243	16.799
-0.75	-0.875	1.473	2.285	19.084
-0.50	-0.625	1.909	2.962	22.045
-0.25	-0.375	2.114	3.280	25.325
0.00	-0.125	1.842	2.858	28.183
0.25	0.125	1.945	3.017	31.200
0.50	0.375	1.782	2.765	33.965
0.75	0.625	1.750	2.715	36.680
1.00	0.875	3.116	4.834	41.514
1.25	1.125	2.245	3.483	44.997
1.50	1.375	3.673	5.698	50.695
1.75	1.625	4.467	6.930	57.625
2.00	1.875	5.340	8.284	65.910
2.25	2.125	5.420	8.409	74.318
2.50	2.375	4.581	7.107	81.425
2.75	2.625	5.340	8.284	89.710
3.00	2.875	4.398	6.823	96.533
3.25	3.125	1.716	2.662	99.195
3.50	3.375	0.342	0.531	99.725
3.75	3.625	0.115	0.178	99.904
4.00	3.875	0.035	0.054	99.958
5.00	4.50	0.027	0.042	100.000

Statistical Results			
Mean:	0.9439	phi	(0.5198 mm)
Standard Dev:	1.6856	phi-units	(0.3109 mm)
Skewness:	-0.6757	dimensionless	
Kurtosis:	2.2569	dimensionless	
5th Moment:	-2.9838	dimensionless	
6th Moment:	6.9913	dimensionless	
RARD *	1.7857	dimensionless	
Median	1.3445	phi	(0.3938 mm)

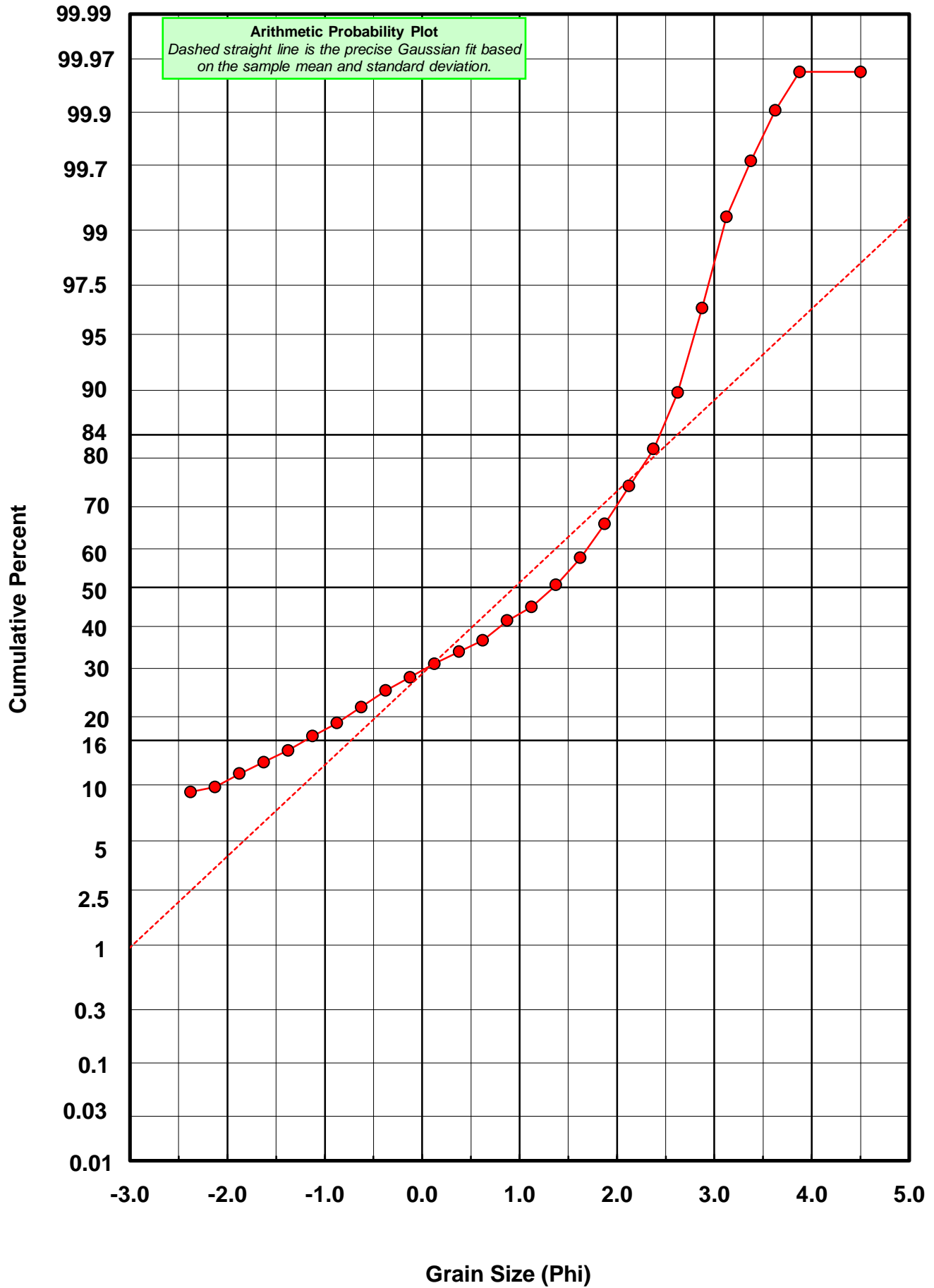
\* RARD = reciprocal absolute relative dispersion (see below)

Statistical Explanation	
Calculations based on the Method of Moments	
Skewness: 3rd Stand. Moment; Exact Gaussian = 0.0	
Kurtosis: 4th Stand. Moment; Exact Gaussian = 3.0	
For Further Explanation, See Basille et al. 2002	
Millimeter data calculated by $mm = 2^{-(\phi)}$	

Reciprocal Absolute Relative Dispersion (RARD) Scale	
< 0.5	Excellent homogeneity (e.g., beaches)
0.5 to 1.0	Good homogeneity
1.0 to 1.33	Fair homogeneity
> 1.33	Poor homogeneity (e.g., glacial)



# CR-01-BB



# Carbonate Grain Size Distribution

Onshore Grab Sample

Sample: CR-01-BB

Total Carbonate Mass: 32.557 grams

% Carbonate: 50.5 %

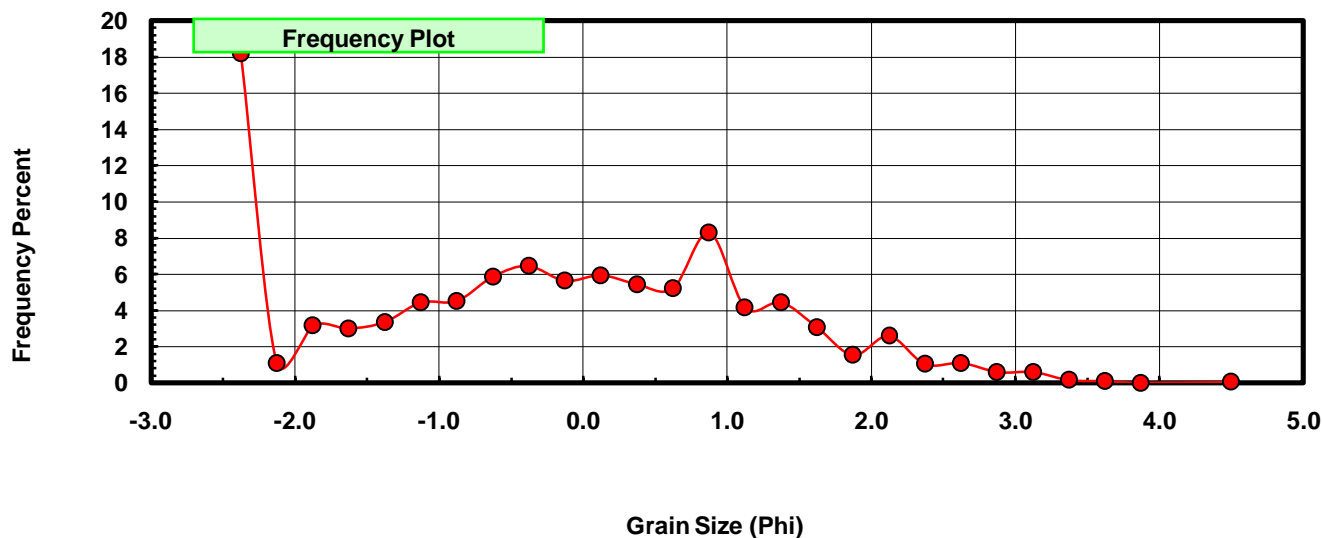
Sieve Size (phi)	Sieve Midpt (phi)	Weight (grams)	Freq Weight %	Cumulative Weight %
-2.25	-2.375	5.925	18.199	18.199
-2.00	-2.125	0.356	1.093	19.292
-1.75	-1.875	1.033	3.173	22.465
-1.50	-1.625	0.978	3.004	25.469
-1.25	-1.375	1.090	3.348	28.817
-1.00	-1.125	1.446	4.441	33.259
-0.75	-0.875	1.473	4.524	37.783
-0.50	-0.625	1.909	5.864	43.647
-0.25	-0.375	2.100	6.450	50.097
0.00	-0.125	1.832	5.627	55.724
0.25	0.125	1.932	5.934	61.658
0.50	0.375	1.768	5.430	67.088
0.75	0.625	1.693	5.200	72.289
1.00	0.875	2.704	8.305	80.594
1.25	1.125	1.354	4.159	84.753
1.50	1.375	1.447	4.445	89.197
1.75	1.625	1.000	3.072	92.269
2.00	1.875	0.501	1.539	93.808
2.25	2.125	0.842	2.586	96.394
2.50	2.375	0.335	1.029	97.423
2.75	2.625	0.353	1.084	98.507
3.00	2.875	0.194	0.596	99.103
3.25	3.125	0.195	0.599	99.702
3.50	3.375	0.050	0.154	99.856
3.75	3.625	0.030	0.092	99.948
4.00	3.875	0.000	0.000	99.948
5.00	4.500	0.017	0.052	100.000

Statistical Results			
Mean:	-0.2930	phi	(1.2252 mm)
Standard Dev:	1.4823	phi-units	(0.3579 mm)
Skewness:	0.1122	dimensionless	
Kurtosis:	2.0860	dimensionless	
5th Moment:	1.2144	dimensionless	
6th Moment:	6.3409	dimensionless	
RARD *	5.0586	dimensionless	
Median	-0.3788	phi	(1.3002 mm)

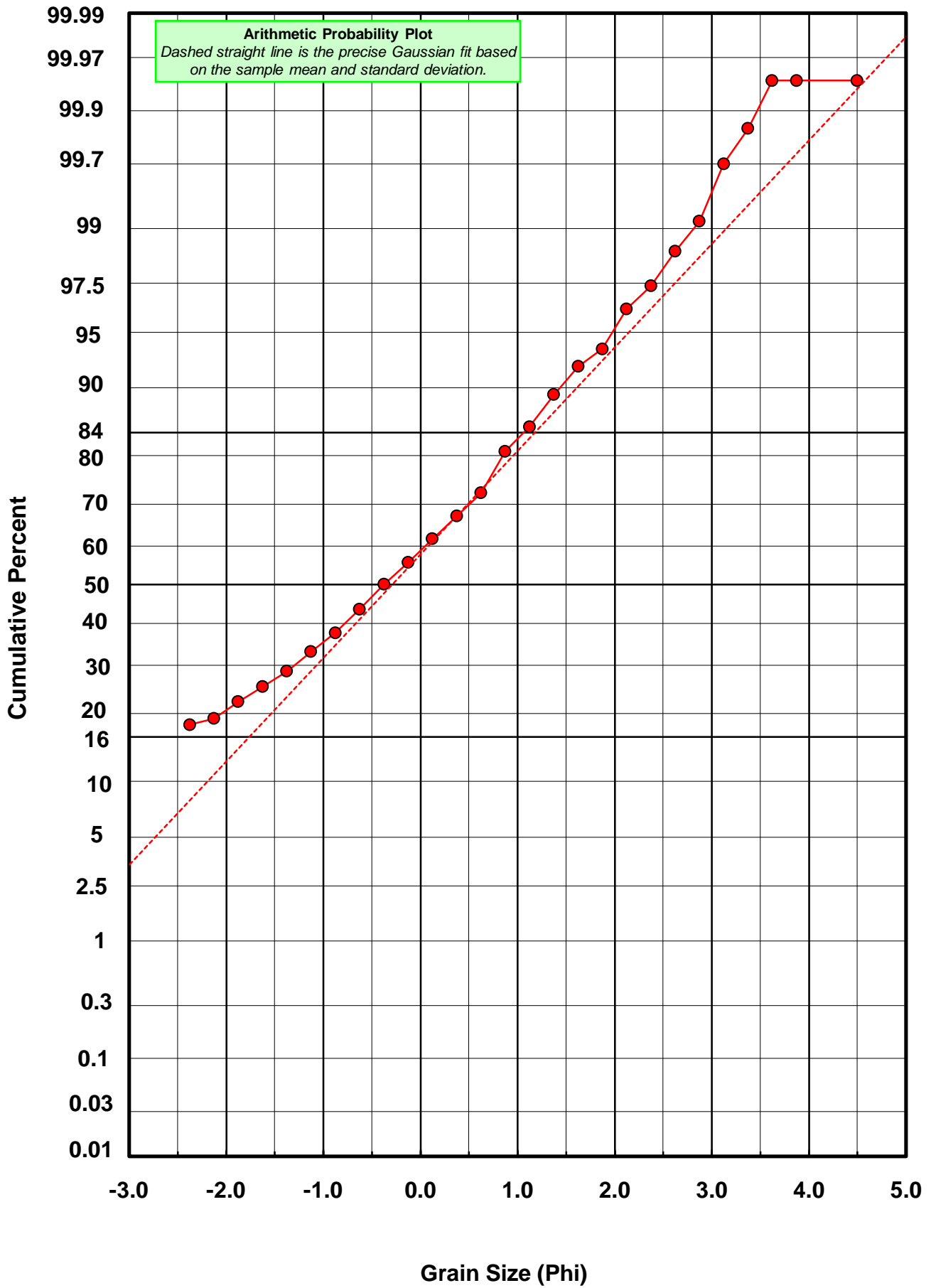
\* RARD = reciprocal absolute relative dispersion (see below)

Statistical Explanation	
Calculations based on the Method of Moments	
Skewness: 3rd Stand. Moment; Exact Gaussian = 0.0	
Kurtosis: 4th Stand. Moment; Exact Gaussian = 3.0	
For Further Explanation, See Basille et al. 2002	
Millimeter data calculated by $mm = 2^{-(\phi)}$	

Reciprocal Absolute Relative Dispersion (RARD) Scale	
< 0.5	Excellent homogeneity (e.g., beaches)
0.5 to 1.0	Good homogeneity
1.0 to 1.33	Fair homogeneity
> 1.33	Poor homogeneity (e.g., glacial)



# CR-01-BB



# Post-Digestion Grain Size Distribution

Onshore Grab Sample

Sample: CR-01-BB

Total Digested Mass: 31.913 grams

% Silica: 49.5 %

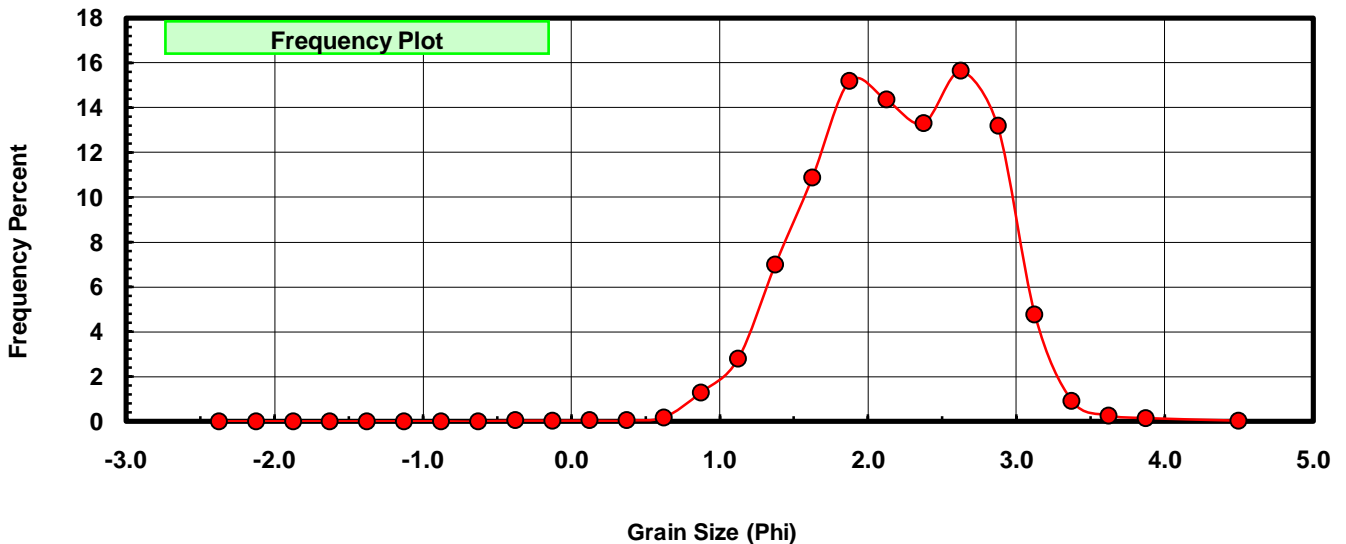
Sieve Size (phi)	Sieve Midpt (phi)	Weight (grams)	Freq Weight %	Cumulative Weight %
-2.25	-2.375	0.000	0.000	0.000
-2.00	-2.125	0.000	0.000	0.000
-1.75	-1.875	0.000	0.000	0.000
-1.50	-1.625	0.000	0.000	0.000
-1.25	-1.375	0.000	0.000	0.000
-1.00	-1.125	0.000	0.000	0.000
-0.75	-0.875	0.000	0.000	0.000
-0.50	-0.625	0.000	0.000	0.000
-0.25	-0.375	0.014	0.044	0.044
0.00	-0.125	0.010	0.031	0.075
0.25	0.125	0.013	0.041	0.116
0.50	0.375	0.014	0.044	0.160
0.75	0.625	0.057	0.179	0.338
1.00	0.875	0.412	1.291	1.629
1.25	1.125	0.891	2.792	4.421
1.50	1.375	2.226	6.975	11.397
1.75	1.625	3.467	10.864	22.261
2.00	1.875	4.839	15.163	37.424
2.25	2.125	4.578	14.345	51.769
2.50	2.375	4.246	13.305	65.074
2.75	2.625	4.987	15.627	80.701
3.00	2.875	4.204	13.173	93.874
3.25	3.125	1.521	4.766	98.640
3.50	3.375	0.292	0.915	99.555
3.75	3.625	0.085	0.266	99.821
4.00	3.875	0.047	0.147	99.969
5.00	4.500	0.010	0.031	100.000

Statistical Results			
Mean:	2.2069	phi	(0.2166 mm)
Standard Dev:	0.5786	phi-units	(0.6696 mm)
Skewness:	-0.1975	dimensionless	
Kurtosis:	2.6898	dimensionless	
5th Moment:	-1.9285	dimensionless	
6th Moment:	15.5684	dimensionless	
RARD *	0.2622	dimensionless	
Median	2.0942	phi	(0.2342 mm)

\* RARD = reciprocal absolute relative dispersion (see below)

Statistical Explanation	
Calculations based on the Method of Moments	
Skewness: 3rd Stand. Moment; Exact Gaussian = 0.0	
Kurtosis: 4th Stand. Moment; Exact Gaussian = 3.0	
For Further Explanation, See Basille et al. 2002	
Millimeter data calculated by $mm = 2^{-(\phi)}$	

Reciprocal Absolute Relative Dispersion (RARD) Scale	
< 0.5	Excellent homogeneity (e.g., beaches)
0.5 to 1.0	Good homogeneity
1.0 to 1.33	Fair homogeneity
> 1.33	Poor homogeneity (e.g., glacial)



# CR-01-BB

