

Onshore Grab Sample

Sample: CH-15-BB
Sample Taken By: D. Phelps
Sample Collected On: 1/12/10
Splits? N/A

County: Charlotte
Latitude: 26° 47' 54.9"
Longitude: 82° 16' 43.1"
Datum: WGS 84
Surf. Elev: N/A
Datum: N/A

Fine Data Summary

Total Sample Weight	70.772 grams
Total Fines in Sample	0.129 grams
Total Percent Fines	0.18 %

Dry Sieving Summary

Total Sample Weight	70.412 grams
Total Digested Weight	61.665 grams
Total Carbonate Weight	8.747 grams
Total Silica %	87.58 %
Total Carbonate %	12.42 %
Carbonate/Silica Ratio	0.142

General Comments:

None

Description

Worked By: M. Ladle

Pre-Digestion Grain Size Distribution

Onshore Grab Sample

Sample: CH-15-BB

Total Sample Mass: 70.412 grams

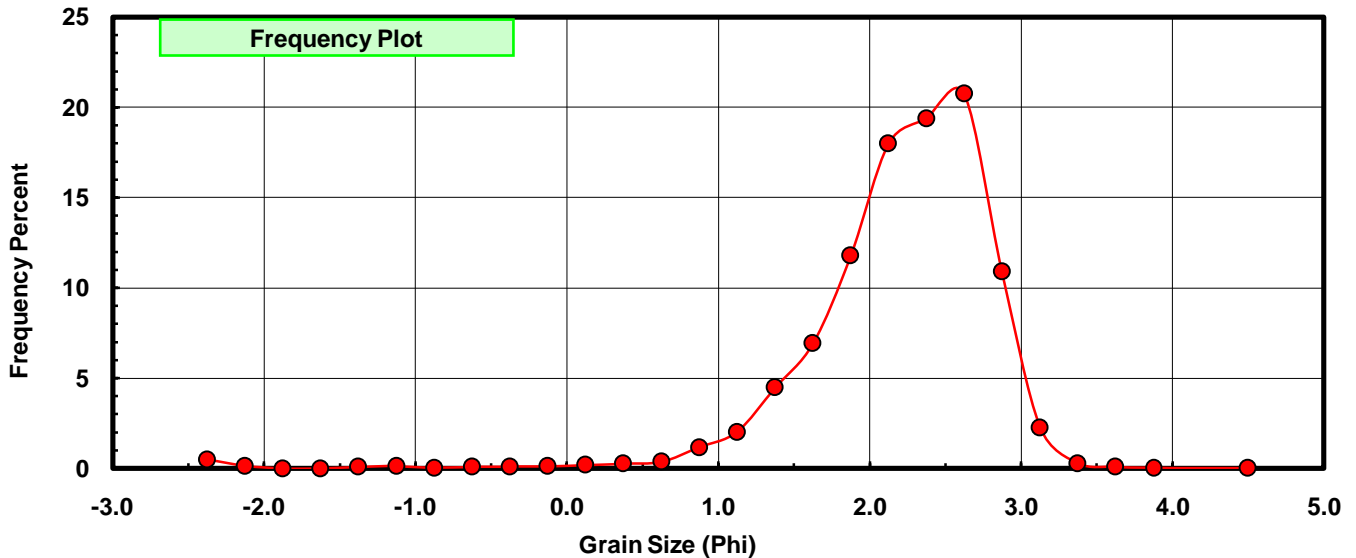
Sieve Size (phi)	Sieve Midpt (phi)	Weight (grams)	Freq Weight %	Cumulative Weight %
-2.25	-2.375	0.349	0.496	0.496
-2.00	-2.125	0.092	0.131	0.626
-1.75	-1.875	0.000	0.000	0.626
-1.50	-1.625	0.000	0.000	0.626
-1.25	-1.375	0.059	0.084	0.710
-1.00	-1.125	0.085	0.121	0.831
-0.75	-0.875	0.019	0.027	0.858
-0.50	-0.625	0.059	0.084	0.942
-0.25	-0.375	0.064	0.091	1.032
0.00	-0.125	0.080	0.114	1.146
0.25	0.125	0.129	0.183	1.329
0.50	0.375	0.182	0.258	1.588
0.75	0.625	0.252	0.358	1.946
1.00	0.875	0.823	1.169	3.115
1.25	1.125	1.413	2.007	5.121
1.50	1.375	3.154	4.479	9.601
1.75	1.625	4.876	6.925	16.526
2.00	1.875	8.294	11.779	28.305
2.25	2.125	12.659	17.978	46.283
2.50	2.375	13.651	19.387	65.671
2.75	2.625	14.618	20.761	86.431
3.00	2.875	7.688	10.919	97.350
3.25	3.125	1.588	2.255	99.605
3.50	3.375	0.194	0.276	99.881
3.75	3.625	0.057	0.081	99.962
4.00	3.875	0.016	0.023	99.984
5.00	4.50	0.011	0.016	100.000

Statistical Results			
Mean:	2.1986	phi	(0.2179 mm)
Standard Dev:	0.6597	phi-units	(0.633 mm)
Skewness:	-2.7570	dimensionless	
Kurtosis:	17.6647	dimensionless	
5th Moment:	-109.4103	dimensionless	
6th Moment:	724.4390	dimensionless	
RARD *	0.3000	dimensionless	
Median	2.1729	phi	(0.2218 mm)

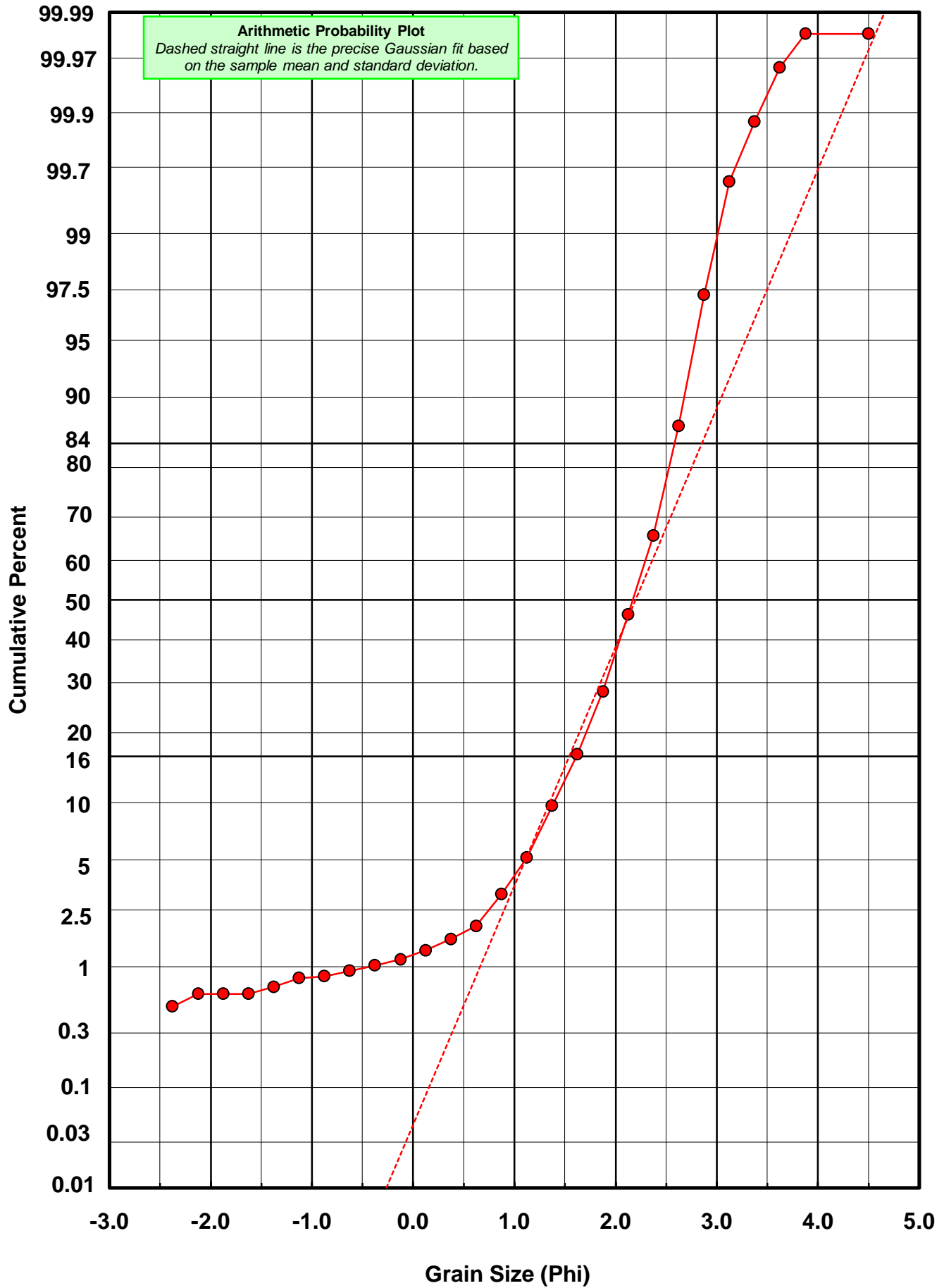
* RARD = reciprocal absolute relative dispersion (see below)

Statistical Explanation	
Calculations based on the Method of Moments	
Skewness: 3rd Stand. Moment; Exact Gaussian = 0.0	
Kurtosis: 4th Stand. Moment; Exact Gaussian = 3.0	
For Further Explanation, See Basille et al. 2002	
Millimeter data calculated by $mm = 2^{-(\phi)}$	

Reciprocal Absolute Relative Dispersion (RARD) Scale	
< 0.5	Excellent homogeneity (e.g., beaches)
0.5 to 1.0	Good homogeneity
1.0 to 1.33	Fair homogeneity
> 1.33	Poor homogeneity (e.g., glacial)



CH-15-BB



Carbonate Grain Size Distribution

Onshore Grab Sample

Sample: CH-15-BB

Total Carbonate Mass: 8.755 grams

% Carbonate: 12.4 %

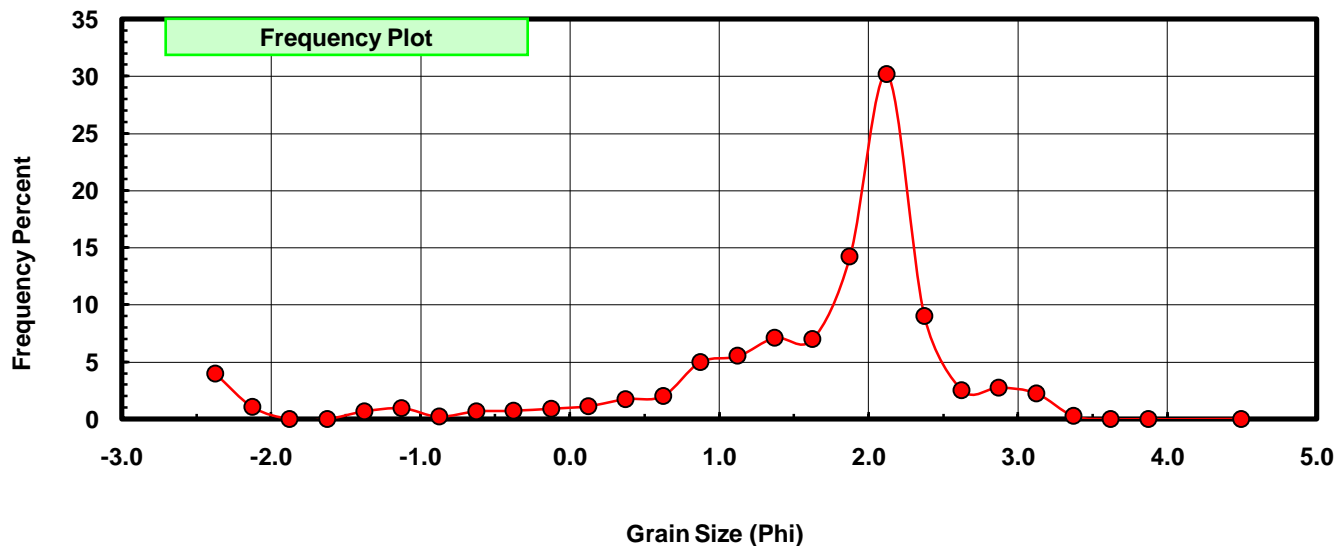
Sieve Size (phi)	Sieve Midpt (phi)	Weight (grams)	Freq Weight %	Cumulative Weight %
-2.25	-2.375	0.349	3.986	3.986
-2.00	-2.125	0.092	1.051	5.037
-1.75	-1.875	0.000	0.000	5.037
-1.50	-1.625	0.000	0.000	5.037
-1.25	-1.375	0.059	0.674	5.711
-1.00	-1.125	0.085	0.971	6.682
-0.75	-0.875	0.019	0.217	6.899
-0.50	-0.625	0.059	0.674	7.573
-0.25	-0.375	0.064	0.731	8.304
0.00	-0.125	0.080	0.914	9.218
0.25	0.125	0.099	1.131	10.348
0.50	0.375	0.153	1.748	12.096
0.75	0.625	0.177	2.022	14.118
1.00	0.875	0.438	5.003	19.121
1.25	1.125	0.483	5.517	24.637
1.50	1.375	0.623	7.116	31.753
1.75	1.625	0.611	6.979	38.732
2.00	1.875	1.247	14.243	52.975
2.25	2.125	2.641	30.166	83.141
2.50	2.375	0.790	9.023	92.164
2.75	2.625	0.222	2.536	94.700
3.00	2.875	0.241	2.753	97.453
3.25	3.125	0.198	2.262	99.714
3.50	3.375	0.024	0.274	99.989
3.75	3.625	0.001	0.011	100.000
4.00	3.875	0.000	0.000	100.000
5.00	4.500	0.000	0.000	100.000

Statistical Results			
Mean:	1.5389	phi	(0.3441 mm)
Standard Dev:	1.2570	phi-units	(0.4184 mm)
Skewness:	-1.8289	dimensionless	
Kurtosis:	5.9214	dimensionless	
5th Moment:	-16.7939	dimensionless	
6th Moment:	51.1780	dimensionless	
RARD *	0.8168	dimensionless	
Median	1.8228	phi	(0.2827 mm)

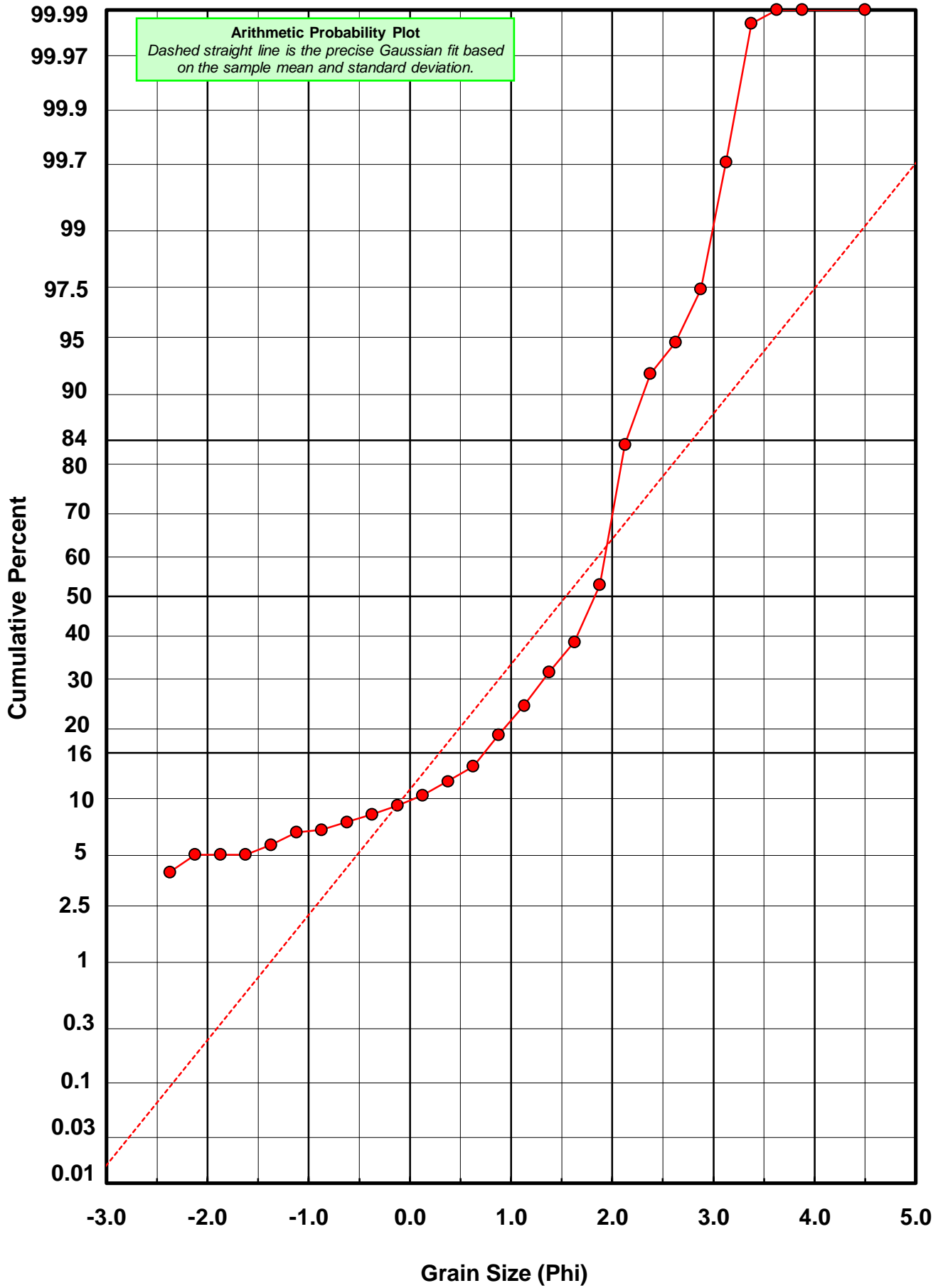
* RARD = reciprocal absolute relative dispersion (see below)

Statistical Explanation	
Calculations based on the Method of Moments	
Skewness: 3rd Stand. Moment; Exact Gaussian = 0.0	
Kurtosis: 4th Stand. Moment; Exact Gaussian = 3.0	
For Further Explanation, See Basille et al. 2002	
Millimeter data calculated by $mm = 2^{-(\phi)}$	

Reciprocal Absolute Relative Dispersion (RARD) Scale	
< 0.5	Excellent homogeneity (e.g., beaches)
0.5 to 1.0	Good homogeneity
1.0 to 1.33	Fair homogeneity
> 1.33	Poor homogeneity (e.g., glacial)



CH-15-BB



Post-Digestion Grain Size Distribution

Onshore Grab Sample

Sample: CH-15-BB

Total Digested Mass: 61.665 grams

% Silica: 87.6 %

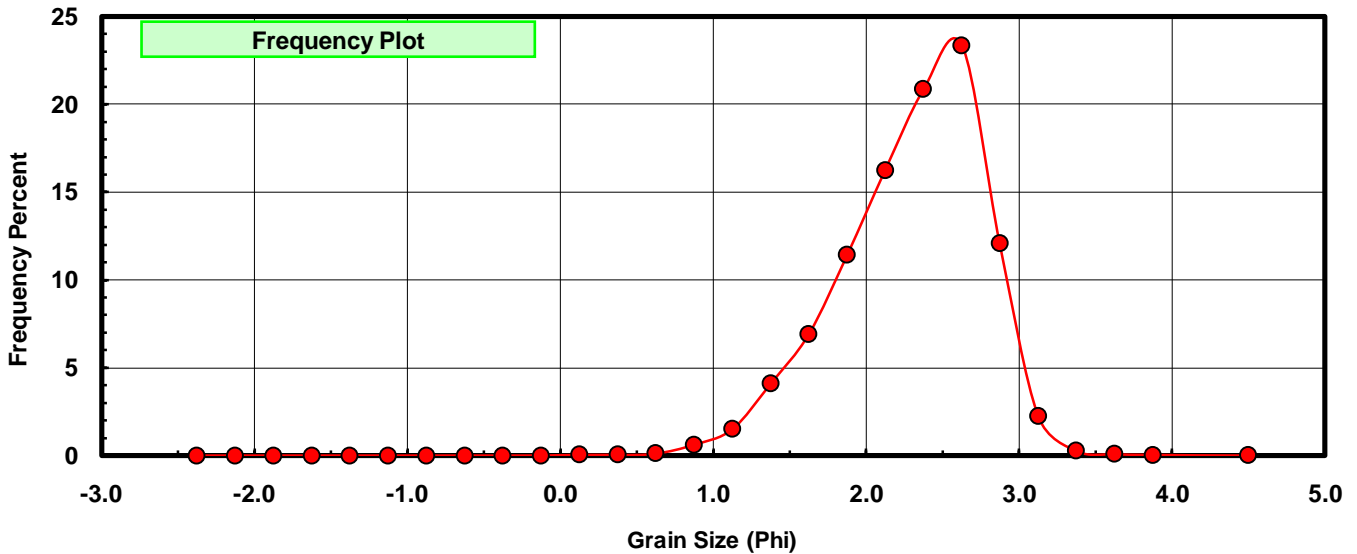
Sieve Size (phi)	Sieve Midpt (phi)	Weight (grams)	Freq Weight %	Cumulative Weight %
-2.25	-2.375	0.000	0.000	0.000
-2.00	-2.125	0.000	0.000	0.000
-1.75	-1.875	0.000	0.000	0.000
-1.50	-1.625	0.000	0.000	0.000
-1.25	-1.375	0.000	0.000	0.000
-1.00	-1.125	0.000	0.000	0.000
-0.75	-0.875	0.000	0.000	0.000
-0.50	-0.625	0.000	0.000	0.000
-0.25	-0.375	0.000	0.000	0.000
0.00	-0.125	0.000	0.000	0.000
0.25	0.125	0.030	0.049	0.049
0.50	0.375	0.029	0.047	0.096
0.75	0.625	0.075	0.122	0.217
1.00	0.875	0.385	0.624	0.842
1.25	1.125	0.930	1.508	2.350
1.50	1.375	2.531	4.104	6.454
1.75	1.625	4.265	6.916	13.371
2.00	1.875	7.047	11.428	24.799
2.25	2.125	10.018	16.246	41.044
2.50	2.375	12.861	20.856	61.901
2.75	2.625	14.396	23.345	85.246
3.00	2.875	7.447	12.077	97.323
3.25	3.125	1.390	2.254	99.577
3.50	3.375	0.170	0.276	99.852
3.75	3.625	0.056	0.091	99.943
4.00	3.875	0.023	0.037	99.981
5.00	4.500	0.012	0.019	100.000

Statistical Results			
Mean:	2.2925	phi	(0.2041 mm)
Standard Dev:	0.4739	phi-units	(0.72 mm)
Skewness:	-0.5945	dimensionless	
Kurtosis:	3.3737	dimensionless	
5th Moment:	-4.9783	dimensionless	
6th Moment:	24.2820	dimensionless	
RARD *	0.2067	dimensionless	
Median	2.2323	phi	(0.2128 mm)

* RARD = reciprocal absolute relative dispersion (see below)

Statistical Explanation	
Calculations based on the Method of Moments	
Skewness: 3rd Stand. Moment; Exact Gaussian = 0.0	
Kurtosis: 4th Stand. Moment; Exact Gaussian = 3.0	
For Further Explanation, See Basille et al. 2002	
Millimeter data calculated by $mm = 2^{-(\phi)}$	

Reciprocal Absolute Relative Dispersion (RARD) Scale	
< 0.5	Excellent homogeneity (e.g., beaches)
0.5 to 1.0	Good homogeneity
1.0 to 1.33	Fair homogeneity
> 1.33	Poor homogeneity (e.g., glacial)



CH-15-BB

