

## **Onshore Grab Sample**

**Sample:** CH-13  
**Sample Taken By:** D. Phelps  
**Sample Collected On:** 12/17/09  
**Splits?** N/A

**County:** Charlotte  
**Latitude:** 26° 48' 59"  
**Longitude:** 82° 16' 59.3"  
**Datum:** WGS 84  
**Surf. Elev:** N/A  
**Datum:** N/A

### **Fine Data Summary**

Total Sample Weight	62.355 grams
Total Fines in Sample	0.666 grams
Total Percent Fines	1.06 %

### **Dry Sieving Summary**

Total Sample Weight	61.451 grams
Total Digested Weight	55.799 grams
Total Carbonate Weight	5.652 grams
Total Silica %	90.80 %
Total Carbonate %	9.20 %
Carbonate/Silica Ratio	0.101

### **General Comments:**

None

### **Description**

Worked By: M. Ladle

# Pre-Digestion Grain Size Distribution

Onshore Grab Sample

Sample: CH-13

Total Sample Mass: 61.451 grams

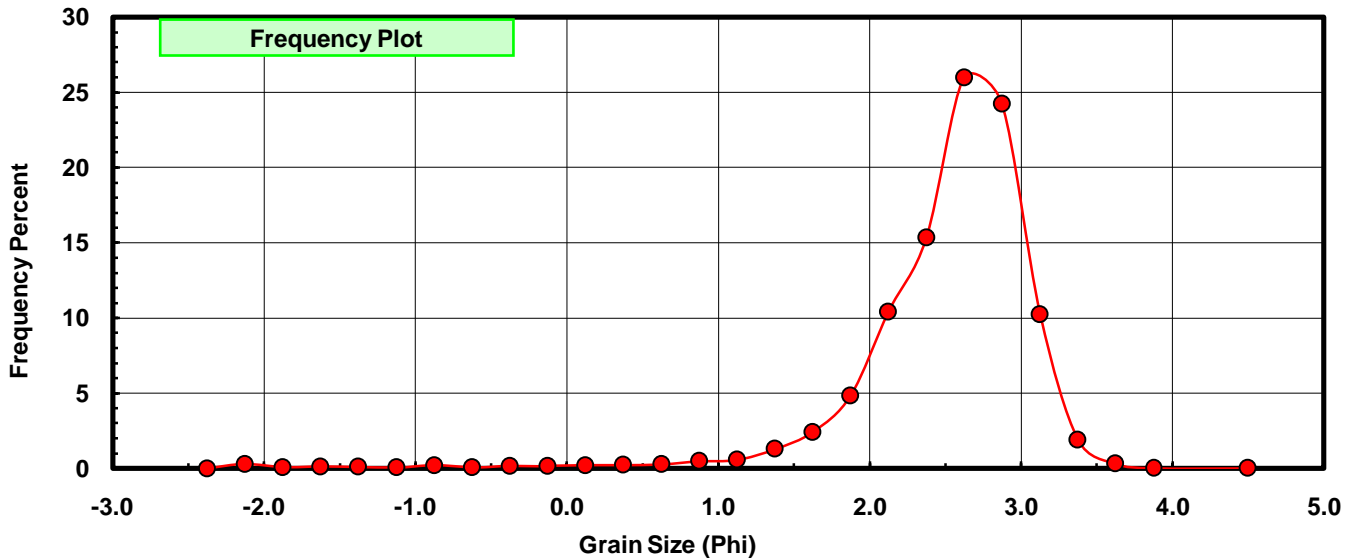
Sieve Size (phi)	Sieve Midpt (phi)	Weight (grams)	Freq Weight %	Cumulative Weight %
-2.25	-2.375	0.000	0.000	0.000
-2.00	-2.125	0.173	0.282	0.282
-1.75	-1.875	0.051	0.083	0.365
-1.50	-1.625	0.067	0.109	0.474
-1.25	-1.375	0.055	0.090	0.563
-1.00	-1.125	0.035	0.057	0.620
-0.75	-0.875	0.127	0.207	0.827
-0.50	-0.625	0.045	0.073	0.900
-0.25	-0.375	0.098	0.159	1.059
0.00	-0.125	0.097	0.158	1.217
0.25	0.125	0.131	0.213	1.430
0.50	0.375	0.136	0.221	1.652
0.75	0.625	0.166	0.270	1.922
1.00	0.875	0.290	0.472	2.394
1.25	1.125	0.352	0.573	2.967
1.50	1.375	0.787	1.281	4.247
1.75	1.625	1.480	2.408	6.656
2.00	1.875	2.977	4.845	11.500
2.25	2.125	6.405	10.423	21.923
2.50	2.375	9.416	15.323	37.246
2.75	2.625	15.969	25.987	63.232
3.00	2.875	14.902	24.250	87.483
3.25	3.125	6.299	10.250	97.733
3.50	3.375	1.176	1.914	99.647
3.75	3.625	0.194	0.316	99.963
4.00	3.875	0.014	0.023	99.985
5.00	4.50	0.009	0.015	100.000

Statistical Results			
Mean:	2.5093	phi	(0.1756 mm)
Standard Dev:	0.6325	phi-units	(0.6451 mm)
Skewness:	-3.1351	dimensionless	
Kurtosis:	19.3260	dimensionless	
5th Moment:	-119.6277	dimensionless	
6th Moment:	790.4812	dimensionless	
RARD *	0.2521	dimensionless	
Median	2.4977	phi	(0.1771 mm)

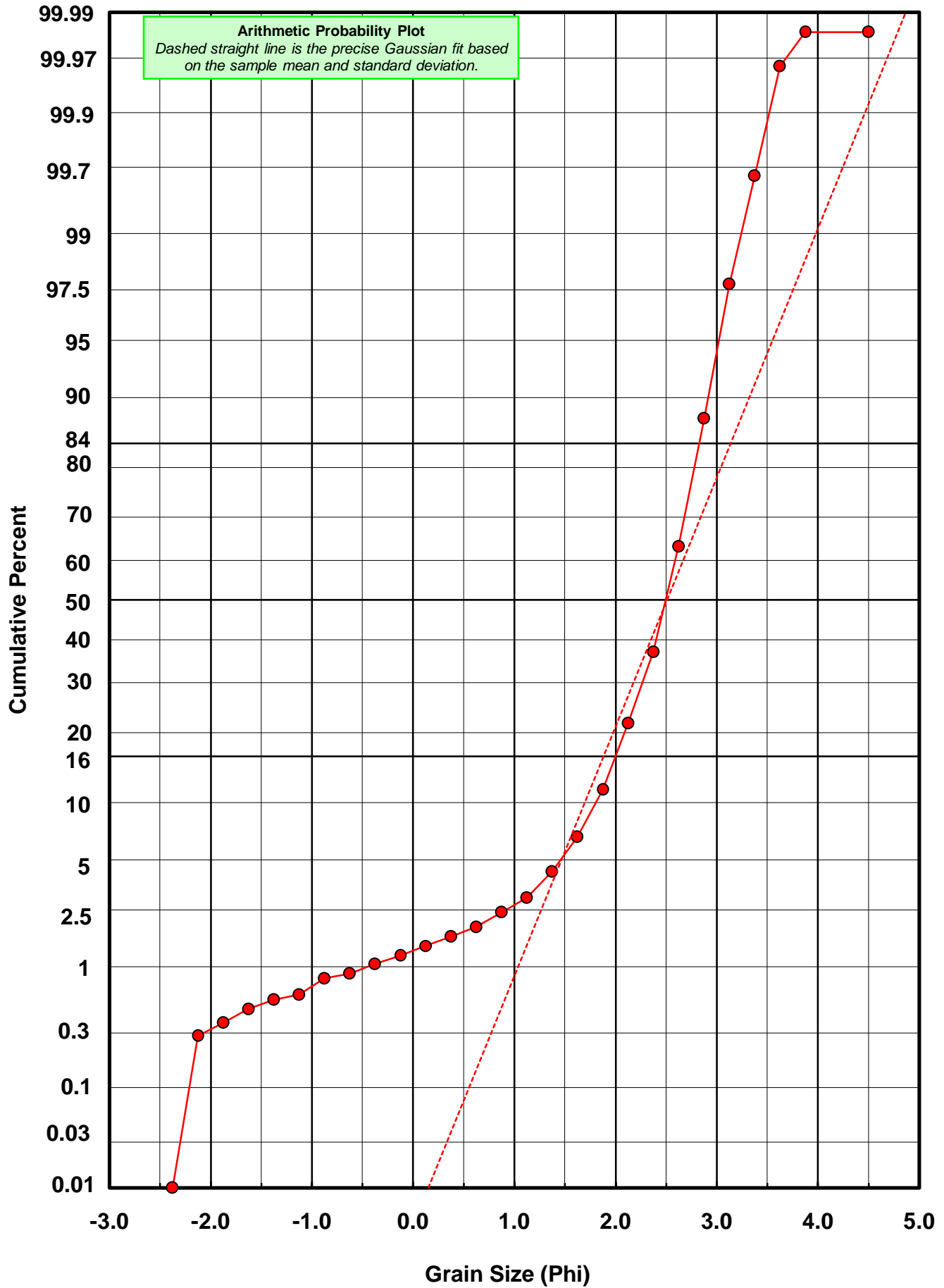
\* RARD = reciprocal absolute relative dispersion (see below)

Statistical Explanation	
Calculations based on the Method of Moments	
Skewness: 3rd Stand. Moment; Exact Gaussian = 0.0	
Kurtosis: 4th Stand. Moment; Exact Gaussian = 3.0	
For Further Explanation, See Basille et al. 2002	
Millimeter data calculated by $mm = 2^{(-phi)}$	

Reciprocal Absolute Relative Dispersion (RARD) Scale	
< 0.5	Excellent homogeneity (e.g., beaches)
0.5 to 1.0	Good homogeneity
1.0 to 1.33	Fair homogeneity
> 1.33	Poor homogeneity (e.g., glacial)



# CH-13



# Carbonate Grain Size Distribution

Onshore Grab Sample

Sample: CH-13

Total Carbonate Mass: 6.986 grams

% Carbonate: 9.2 %

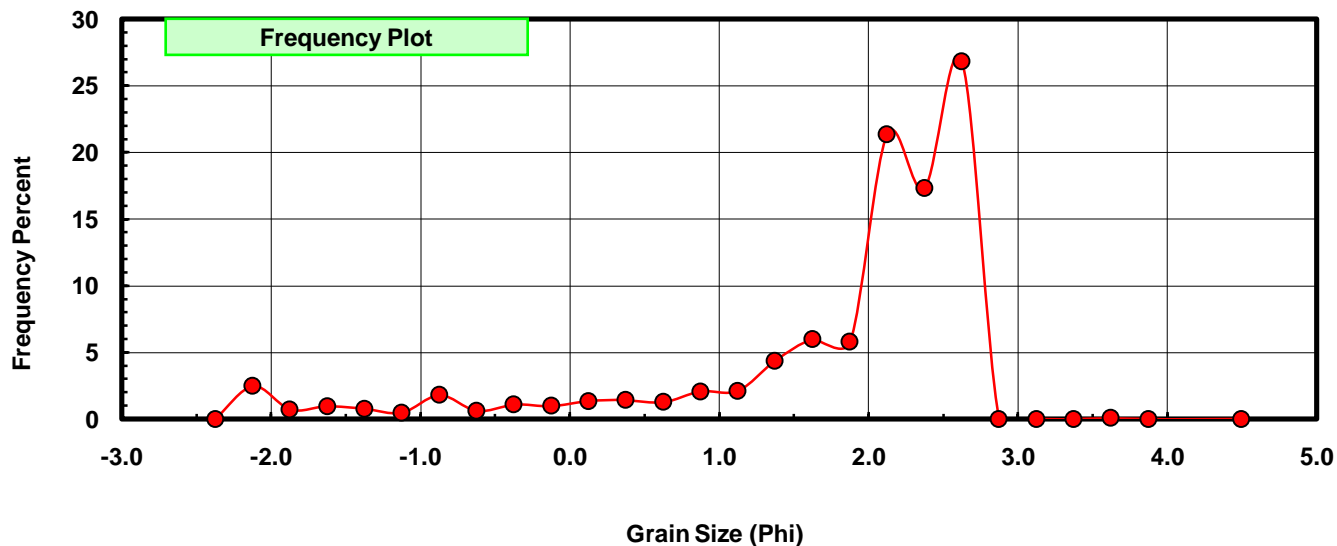
Sieve Size (phi)	Sieve Midpt (phi)	Weight (grams)	Freq Weight %	Cumulative Weight %
-2.25	-2.375	0.000	0.000	0.000
-2.00	-2.125	0.173	2.476	2.476
-1.75	-1.875	0.051	0.730	3.206
-1.50	-1.625	0.067	0.959	4.165
-1.25	-1.375	0.055	0.787	4.953
-1.00	-1.125	0.035	0.501	5.454
-0.75	-0.875	0.127	1.818	7.272
-0.50	-0.625	0.045	0.644	7.916
-0.25	-0.375	0.077	1.102	9.018
0.00	-0.125	0.069	0.988	10.006
0.25	0.125	0.094	1.346	11.351
0.50	0.375	0.100	1.431	12.783
0.75	0.625	0.090	1.288	14.071
1.00	0.875	0.145	2.076	16.147
1.25	1.125	0.148	2.119	18.265
1.50	1.375	0.306	4.380	22.645
1.75	1.625	0.418	5.983	28.629
2.00	1.875	0.405	5.797	34.426
2.25	2.125	1.493	21.371	55.797
2.50	2.375	1.209	17.306	73.103
2.75	2.625	1.873	26.811	99.914
3.00	2.875	0.000	0.000	99.914
3.25	3.125	0.000	0.000	99.914
3.50	3.375	0.000	0.000	99.914
3.75	3.625	0.006	0.086	100.000
4.00	3.875	0.000	0.000	100.000
5.00	4.500	0.000	0.000	100.000

Statistical Results			
Mean:	1.7717	phi	(0.2929 mm)
Standard Dev:	1.1653	phi-units	(0.4459 mm)
Skewness:	-1.9506	dimensionless	
Kurtosis:	6.0955	dimensionless	
5th Moment:	-17.9074	dimensionless	
6th Moment:	55.4123	dimensionless	
RARD *	0.6578	dimensionless	
Median	2.0572	phi	(0.2403 mm)

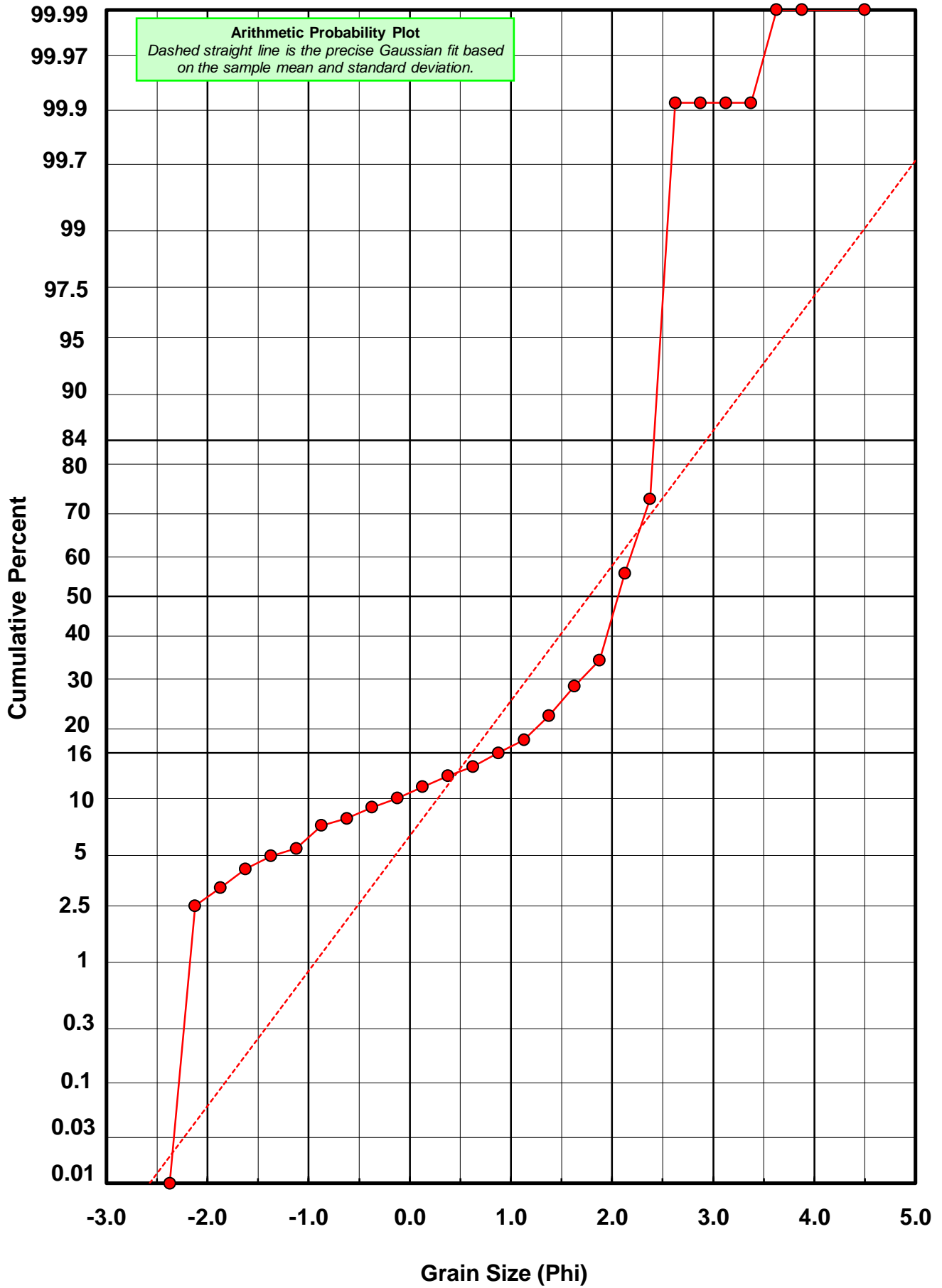
\* RARD = reciprocal absolute relative dispersion (see below)

Statistical Explanation	
Calculations based on the Method of Moments	
Skewness: 3rd Stand. Moment; Exact Gaussian = 0.0	
Kurtosis: 4th Stand. Moment; Exact Gaussian = 3.0	
For Further Explanation, See Basille et al. 2002	
Millimeter data calculated by $mm = 2^{-(\phi)}$	

Reciprocal Absolute Relative Dispersion (RARD) Scale	
< 0.5	Excellent homogeneity (e.g., beaches)
0.5 to 1.0	Good homogeneity
1.0 to 1.33	Fair homogeneity
> 1.33	Poor homogeneity (e.g., glacial)



# CH-13



# Post-Digestion Grain Size Distribution

Onshore Grab Sample

Sample: CH-13

Total Digested Mass: 55.799 grams

% Silica: 90.8 %

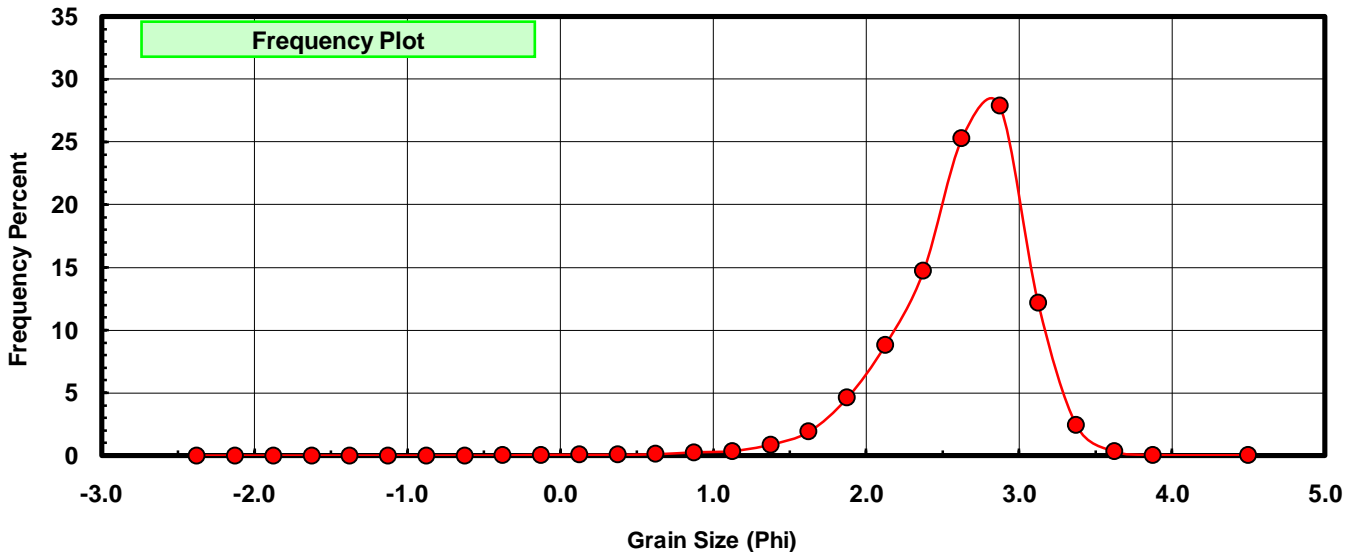
Sieve Size (phi)	Sieve Midpt (phi)	Weight (grams)	Freq Weight %	Cumulative Weight %
-2.25	-2.375	0.000	0.000	0.000
-2.00	-2.125	0.000	0.000	0.000
-1.75	-1.875	0.000	0.000	0.000
-1.50	-1.625	0.000	0.000	0.000
-1.25	-1.375	0.000	0.000	0.000
-1.00	-1.125	0.000	0.000	0.000
-0.75	-0.875	0.000	0.000	0.000
-0.50	-0.625	0.000	0.000	0.000
-0.25	-0.375	0.021	0.038	0.038
0.00	-0.125	0.028	0.050	0.088
0.25	0.125	0.037	0.066	0.154
0.50	0.375	0.036	0.065	0.219
0.75	0.625	0.076	0.136	0.355
1.00	0.875	0.145	0.260	0.615
1.25	1.125	0.204	0.366	0.980
1.50	1.375	0.481	0.862	1.842
1.75	1.625	1.062	1.903	3.746
2.00	1.875	2.572	4.609	8.355
2.25	2.125	4.912	8.803	17.158
2.50	2.375	8.207	14.708	31.866
2.75	2.625	14.096	25.262	57.128
3.00	2.875	15.543	27.855	84.984
3.25	3.125	6.804	12.194	97.177
3.50	3.375	1.350	2.419	99.597
3.75	3.625	0.188	0.337	99.934
4.00	3.875	0.027	0.048	99.982
5.00	4.500	0.010	0.018	100.000

Statistical Results			
Mean:	2.6145	phi	(0.1633 mm)
Standard Dev:	0.4422	phi-units	(0.736 mm)
Skewness:	-1.2103	dimensionless	
Kurtosis:	6.5462	dimensionless	
5th Moment:	-24.9247	dimensionless	
6th Moment:	135.5574	dimensionless	
RARD *	0.1691	dimensionless	
Median	2.5545	phi	(0.1702 mm)

\* RARD = reciprocal absolute relative dispersion (see below)

Statistical Explanation	
Calculations based on the Method of Moments	
Skewness: 3rd Stand. Moment; Exact Gaussian = 0.0	
Kurtosis: 4th Stand. Moment; Exact Gaussian = 3.0	
For Further Explanation, See Basille et al. 2002	
Millimeter data calculated by $mm = 2^{-(\phi)}$	

Reciprocal Absolute Relative Dispersion (RARD) Scale	
< 0.5	Excellent homogeneity (e.g., beaches)
0.5 to 1.0	Good homogeneity
1.0 to 1.33	Fair homogeneity
> 1.33	Poor homogeneity (e.g., glacial)



# CH-13

