

Onshore Grab Sample

Sample: CH-12-BB
Sample Taken By: D. Phelps
Sample Collected On: 12/17/09
Splits? N/A

County: Charlotte
Latitude: 26° 49' 30.5"
Longitude: 82° 17' 19.1"
Datum: WGS 84
Surf. Elev: N/A
Datum: N/A

Fine Data Summary

Total Sample Weight	74.88 grams
Total Fines in Sample	0.137 grams
Total Percent Fines	0.18 %

Dry Sieving Summary

Total Sample Weight	74.452 grams
Total Digested Weight	62.282 grams
Total Carbonate Weight	12.170 grams
Total Silica %	83.65 %
Total Carbonate %	16.35 %
Carbonate/Silica Ratio	0.195

General Comments:

None

Description

Worked By: M. Ladle

Pre-Digestion Grain Size Distribution

Onshore Grab Sample

Sample: CH-12-BB

Total Sample Mass: 74.452 grams

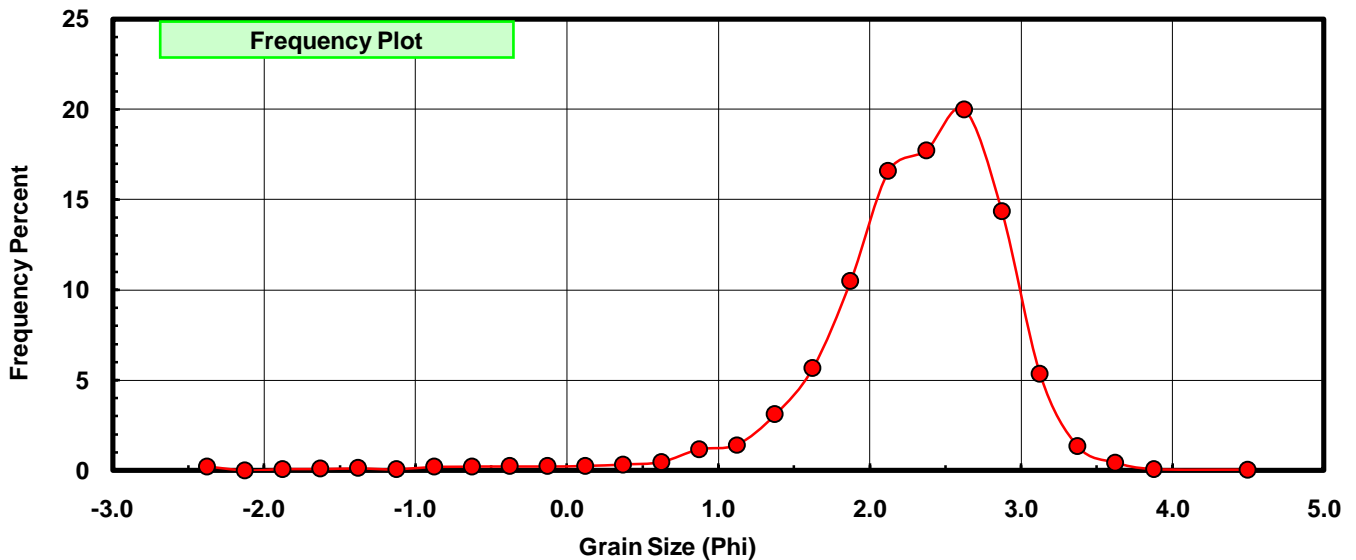
Sieve Size (phi)	Sieve Midpt (phi)	Weight (grams)	Freq Weight %	Cumulative Weight %
-2.25	-2.375	0.159	0.214	0.214
-2.00	-2.125	0.000	0.000	0.214
-1.75	-1.875	0.048	0.064	0.278
-1.50	-1.625	0.056	0.075	0.353
-1.25	-1.375	0.083	0.111	0.465
-1.00	-1.125	0.043	0.058	0.522
-0.75	-0.875	0.143	0.192	0.715
-0.50	-0.625	0.157	0.211	0.925
-0.25	-0.375	0.167	0.224	1.150
0.00	-0.125	0.170	0.228	1.378
0.25	0.125	0.182	0.244	1.623
0.50	0.375	0.238	0.320	1.942
0.75	0.625	0.335	0.450	2.392
1.00	0.875	0.863	1.159	3.551
1.25	1.125	1.057	1.420	4.971
1.50	1.375	2.298	3.087	8.058
1.75	1.625	4.216	5.663	13.720
2.00	1.875	7.804	10.482	24.202
2.25	2.125	12.340	16.574	40.777
2.50	2.375	13.192	17.719	58.495
2.75	2.625	14.887	19.995	78.491
3.00	2.875	10.689	14.357	92.848
3.25	3.125	3.963	5.323	98.171
3.50	3.375	0.990	1.330	99.500
3.75	3.625	0.315	0.423	99.923
4.00	3.875	0.041	0.055	99.979
5.00	4.50	0.016	0.021	100.000

Statistical Results			
Mean:	2.2879	phi	(0.2048 mm)
Standard Dev:	0.6712	phi-units	(0.628 mm)
Skewness:	-2.1598	dimensionless	
Kurtosis:	12.5737	dimensionless	
5th Moment:	-67.2158	dimensionless	
6th Moment:	408.2696	dimensionless	
RARD *	0.2934	dimensionless	
Median	2.2551	phi	(0.2095 mm)

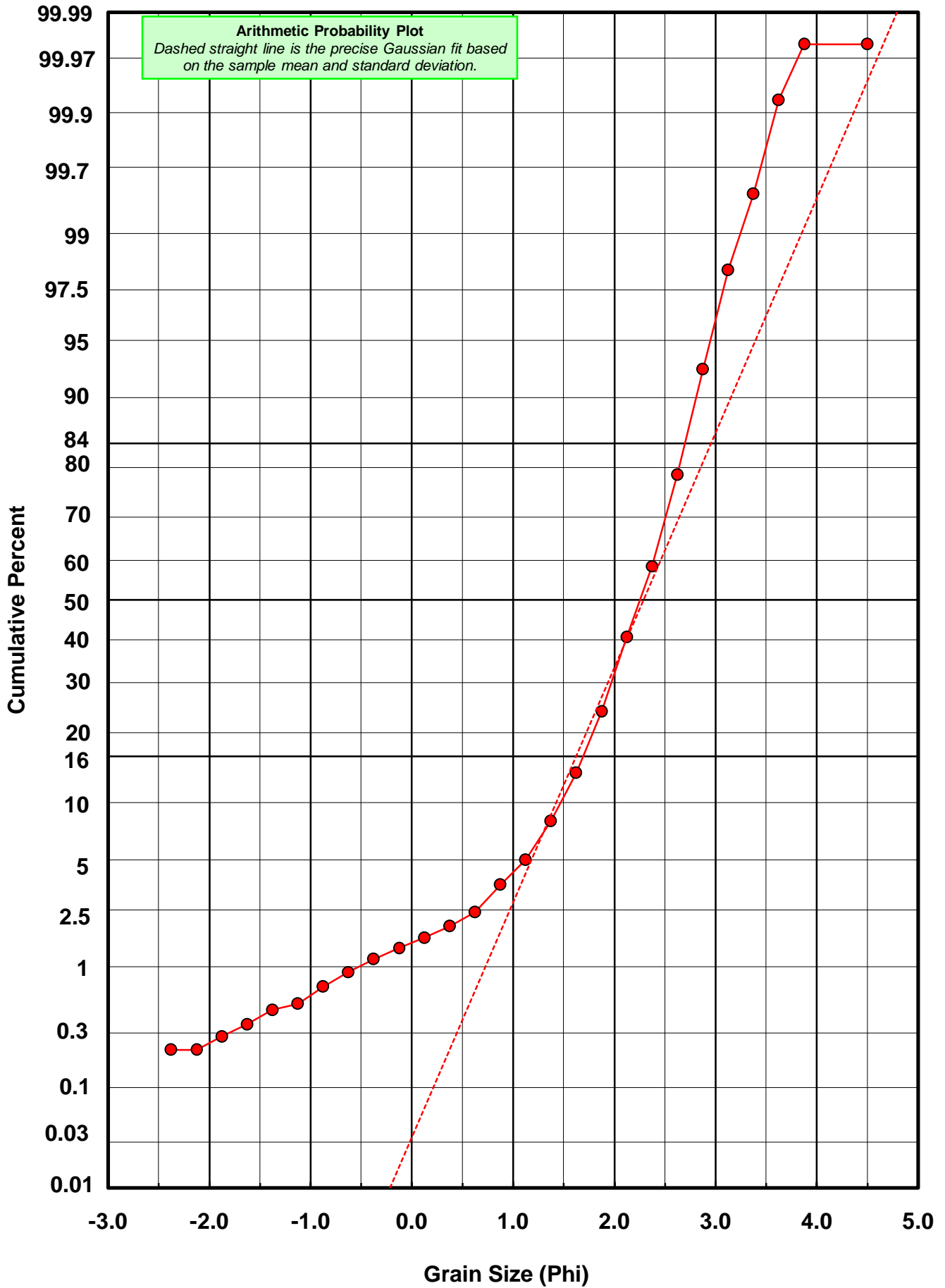
* RARD = reciprocal absolute relative dispersion (see below)

Statistical Explanation	
Calculations based on the Method of Moments	
Skewness: 3rd Stand. Moment; Exact Gaussian = 0.0	
Kurtosis: 4th Stand. Moment; Exact Gaussian = 3.0	
For Further Explanation, See Basille et al. 2002	
Millimeter data calculated by $mm = 2^{-(\phi)}$	

Reciprocal Absolute Relative Dispersion (RARD) Scale	
< 0.5	Excellent homogeneity (e.g., beaches)
0.5 to 1.0	Good homogeneity
1.0 to 1.33	Fair homogeneity
> 1.33	Poor homogeneity (e.g., glacial)



CH-12-BB



Carbonate Grain Size Distribution

Onshore Grab Sample

Sample: CH-12-BB

Total Carbonate Mass: 12.498 grams

% Carbonate: 16.3 %

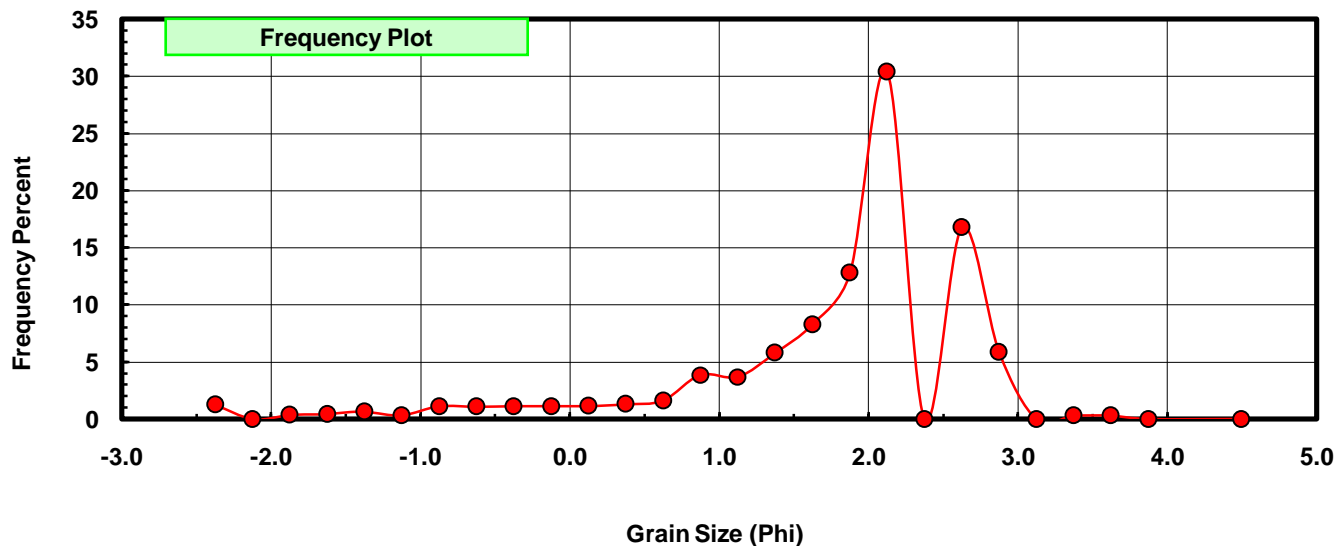
Sieve Size (phi)	Sieve Midpt (phi)	Weight (grams)	Freq Weight %	Cumulative Weight %
-2.25	-2.375	0.159	1.272	1.272
-2.00	-2.125	0.000	0.000	1.272
-1.75	-1.875	0.048	0.384	1.656
-1.50	-1.625	0.056	0.448	2.104
-1.25	-1.375	0.083	0.664	2.768
-1.00	-1.125	0.043	0.344	3.112
-0.75	-0.875	0.143	1.144	4.257
-0.50	-0.625	0.139	1.112	5.369
-0.25	-0.375	0.142	1.136	6.505
0.00	-0.125	0.142	1.136	7.641
0.25	0.125	0.145	1.160	8.801
0.50	0.375	0.165	1.320	10.122
0.75	0.625	0.206	1.648	11.770
1.00	0.875	0.486	3.889	15.659
1.25	1.125	0.465	3.721	19.379
1.50	1.375	0.727	5.817	25.196
1.75	1.625	1.036	8.289	33.485
2.00	1.875	1.601	12.810	46.295
2.25	2.125	3.799	30.397	76.692
2.50	2.375	0.000	0.000	76.692
2.75	2.625	2.101	16.811	93.503
3.00	2.875	0.733	5.865	99.368
3.25	3.125	0.000	0.000	99.368
3.50	3.375	0.039	0.312	99.680
3.75	3.625	0.040	0.320	100.000
4.00	3.875	0.000	0.000	100.000
5.00	4.500	0.000	0.000	100.000

Statistical Results			
Mean:	1.7451	phi	(0.2983 mm)
Standard Dev:	1.0640	phi-units	(0.4783 mm)
Skewness:	-1.7653	dimensionless	
Kurtosis:	6.3365	dimensionless	
5th Moment:	-19.9282	dimensionless	
6th Moment:	69.9964	dimensionless	
RARD *	0.6097	dimensionless	
Median	1.9055	phi	(0.2669 mm)

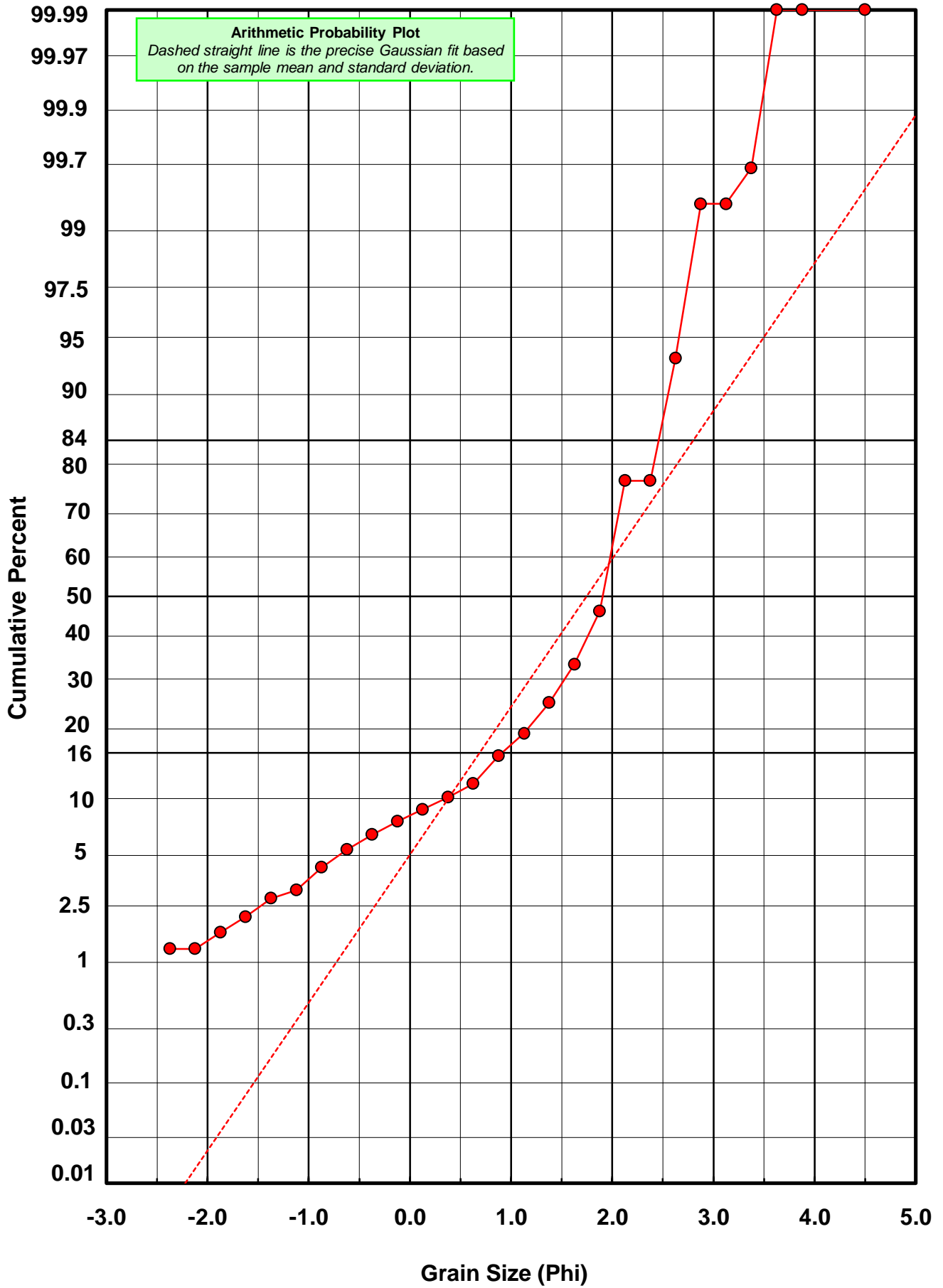
* RARD = reciprocal absolute relative dispersion (see below)

Statistical Explanation	
Calculations based on the Method of Moments	
Skewness: 3rd Stand. Moment; Exact Gaussian = 0.0	
Kurtosis: 4th Stand. Moment; Exact Gaussian = 3.0	
For Further Explanation, See Basille et al. 2002	
Millimeter data calculated by $mm = 2^{-(\phi)}$	

Reciprocal Absolute Relative Dispersion (RARD) Scale	
< 0.5	Excellent homogeneity (e.g., beaches)
0.5 to 1.0	Good homogeneity
1.0 to 1.33	Fair homogeneity
> 1.33	Poor homogeneity (e.g., glacial)



CH-12-BB



Post-Digestion Grain Size Distribution

Onshore Grab Sample

Sample: CH-12-BB

Total Digested Mass: 62.282 grams

% Silica: 83.7 %

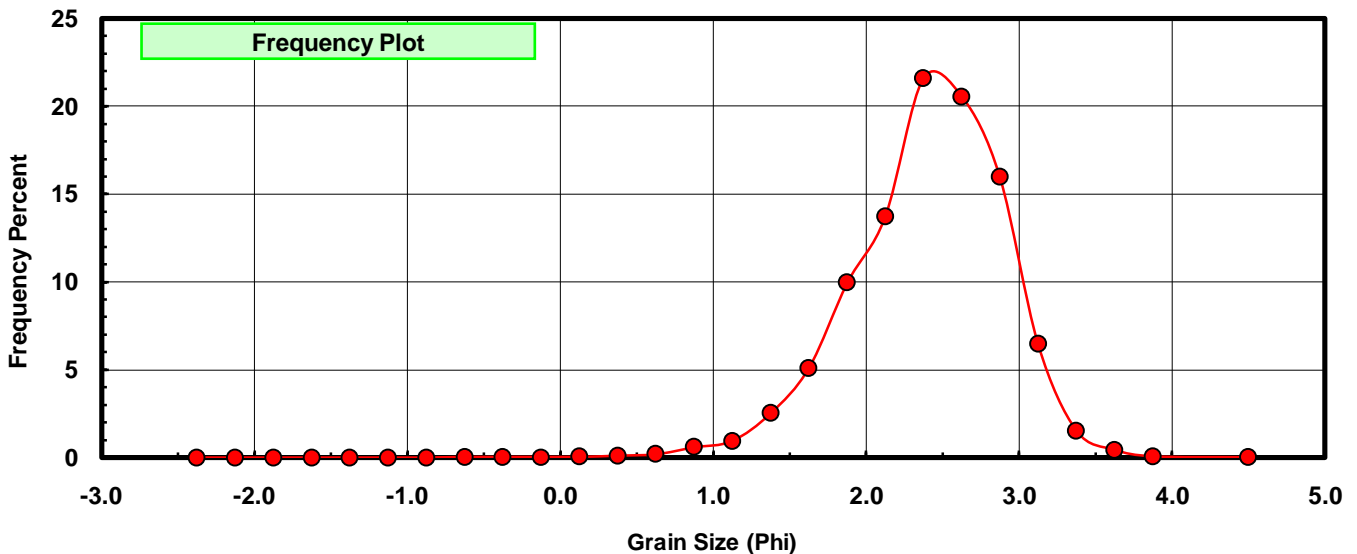
Sieve Size (phi)	Sieve Midpt (phi)	Weight (grams)	Freq Weight %	Cumulative Weight %
-2.25	-2.375	0.000	0.000	0.000
-2.00	-2.125	0.000	0.000	0.000
-1.75	-1.875	0.000	0.000	0.000
-1.50	-1.625	0.000	0.000	0.000
-1.25	-1.375	0.000	0.000	0.000
-1.00	-1.125	0.000	0.000	0.000
-0.75	-0.875	0.000	0.000	0.000
-0.50	-0.625	0.018	0.029	0.029
-0.25	-0.375	0.025	0.040	0.069
0.00	-0.125	0.028	0.045	0.114
0.25	0.125	0.037	0.059	0.173
0.50	0.375	0.073	0.117	0.291
0.75	0.625	0.129	0.207	0.498
1.00	0.875	0.377	0.605	1.103
1.25	1.125	0.592	0.951	2.054
1.50	1.375	1.571	2.522	4.576
1.75	1.625	3.180	5.106	9.682
2.00	1.875	6.203	9.960	19.641
2.25	2.125	8.541	13.713	33.355
2.50	2.375	13.447	21.591	54.945
2.75	2.625	12.786	20.529	75.474
3.00	2.875	9.956	15.985	91.460
3.25	3.125	4.031	6.472	97.932
3.50	3.375	0.951	1.527	99.459
3.75	3.625	0.275	0.442	99.900
4.00	3.875	0.046	0.074	99.974
5.00	4.500	0.016	0.026	100.000

Statistical Results			
Mean:	2.3983	phi	(0.1897 mm)
Standard Dev:	0.5061	phi-units	(0.7041 mm)
Skewness:	-0.6981	dimensionless	
Kurtosis:	4.5405	dimensionless	
5th Moment:	-11.2095	dimensionless	
6th Moment:	58.8973	dimensionless	
RARD *	0.2110	dimensionless	
Median	2.3177	phi	(0.2006 mm)

* RARD = reciprocal absolute relative dispersion (see below)

Statistical Explanation	
Calculations based on the Method of Moments	
Skewness: 3rd Stand. Moment; Exact Gaussian = 0.0	
Kurtosis: 4th Stand. Moment; Exact Gaussian = 3.0	
For Further Explanation, See Basille et al. 2002	
Millimeter data calculated by $mm = 2^{-(\phi)}$	

Reciprocal Absolute Relative Dispersion (RARD) Scale	
< 0.5	Excellent homogeneity (e.g., beaches)
0.5 to 1.0	Good homogeneity
1.0 to 1.33	Fair homogeneity
> 1.33	Poor homogeneity (e.g., glacial)



CH-12-BB

