

Onshore Grab Sample

Sample: CH-11
Sample Taken By: D. Phelps
Sample Collected On: 12/17/09
Splits? N/A

County: Charlotte
Latitude: 26° 50' 16.4"
Longitude: 82° 17' 52"
Datum: WGS 84
Surf. Elev: N/A
Datum: N/A

Fine Data Summary

Total Sample Weight	60.901 grams
Total Fines in Sample	0.237 grams
Total Percent Fines	0.39 %

Dry Sieving Summary

Total Sample Weight	60.583 grams
Total Digested Weight	39.160 grams
Total Carbonate Weight	21.423 grams
Total Silica %	64.64 %
Total Carbonate %	35.36 %
Carbonate/Silica Ratio	0.547

General Comments:

None

Description

Worked By: M. Ladle

Pre-Digestion Grain Size Distribution

Onshore Grab Sample

Sample: CH-11

Total Sample Mass: 60.583 grams

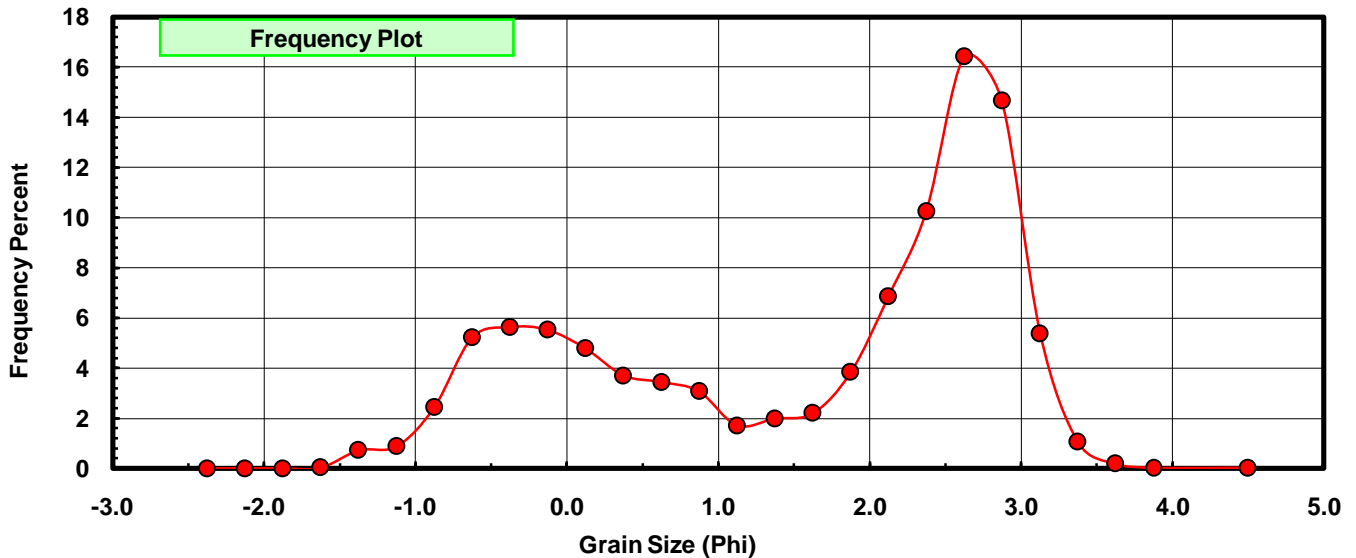
Sieve Size (phi)	Sieve Midpt (phi)	Weight (grams)	Freq Weight %	Cumulative Weight %
-2.25	-2.375	0.000	0.000	0.000
-2.00	-2.125	0.000	0.000	0.000
-1.75	-1.875	0.000	0.000	0.000
-1.50	-1.625	0.019	0.031	0.031
-1.25	-1.375	0.440	0.726	0.758
-1.00	-1.125	0.531	0.876	1.634
-0.75	-0.875	1.472	2.430	4.064
-0.50	-0.625	3.163	5.221	9.285
-0.25	-0.375	3.416	5.639	14.923
0.00	-0.125	3.347	5.525	20.448
0.25	0.125	2.894	4.777	25.225
0.50	0.375	2.238	3.694	28.919
0.75	0.625	2.081	3.435	32.354
1.00	0.875	1.860	3.070	35.424
1.25	1.125	1.036	1.710	37.134
1.50	1.375	1.203	1.986	39.120
1.75	1.625	1.335	2.204	41.323
2.00	1.875	2.322	3.833	45.156
2.25	2.125	4.155	6.858	52.015
2.50	2.375	6.213	10.255	62.270
2.75	2.625	9.947	16.419	78.689
3.00	2.875	8.882	14.661	93.350
3.25	3.125	3.258	5.378	98.727
3.50	3.375	0.639	1.055	99.782
3.75	3.625	0.110	0.182	99.964
4.00	3.875	0.010	0.017	99.980
5.00	4.50	0.012	0.020	100.000

Statistical Results			
Mean:	1.5736	phi	(0.336 mm)
Standard Dev:	1.3525	phi-units	(0.3916 mm)
Skewness:	-0.5566	dimensionless	
Kurtosis:	1.7865	dimensionless	
5th Moment:	-2.0208	dimensionless	
6th Moment:	4.4816	dimensionless	
RARD *	0.8595	dimensionless	
Median	2.0516	phi	(0.2412 mm)

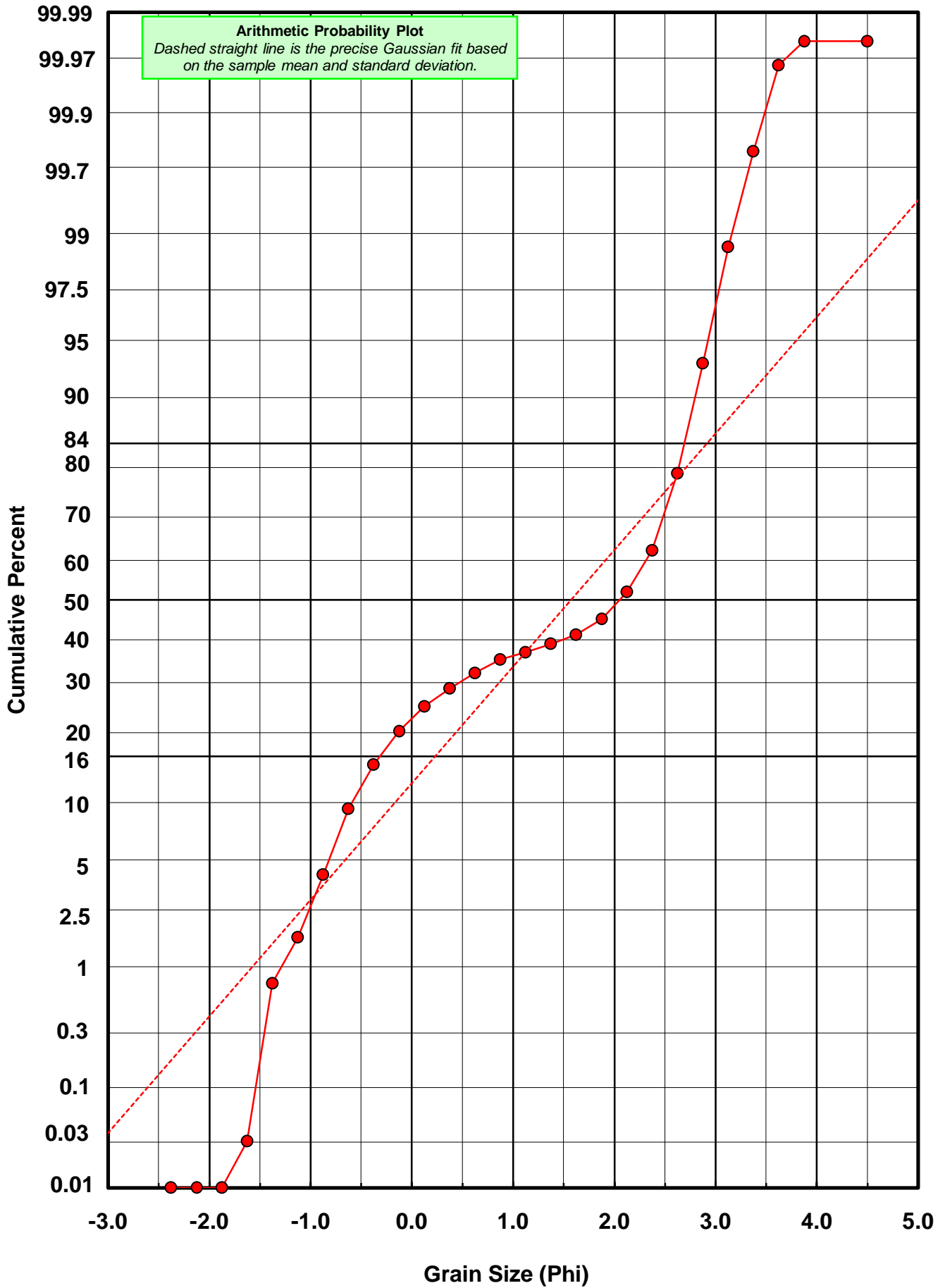
* RARD = reciprocal absolute relative dispersion (see below)

Statistical Explanation	
Calculations based on the Method of Moments	
Skewness: 3rd Stand. Moment; Exact Gaussian = 0.0	
Kurtosis: 4th Stand. Moment; Exact Gaussian = 3.0	
For Further Explanation, See Basille et al. 2002	
Millimeter data calculated by $mm = 2^{-(\phi)}$	

Reciprocal Absolute Relative Dispersion (RARD) Scale	
< 0.5	Excellent homogeneity (e.g., beaches)
0.5 to 1.0	Good homogeneity
1.0 to 1.33	Fair homogeneity
> 1.33	Poor homogeneity (e.g., glacial)



CH-11



Carbonate Grain Size Distribution

Onshore Grab Sample

Sample: CH-11

Total Carbonate Mass: 22.116 grams

% Carbonate: 35.4 %

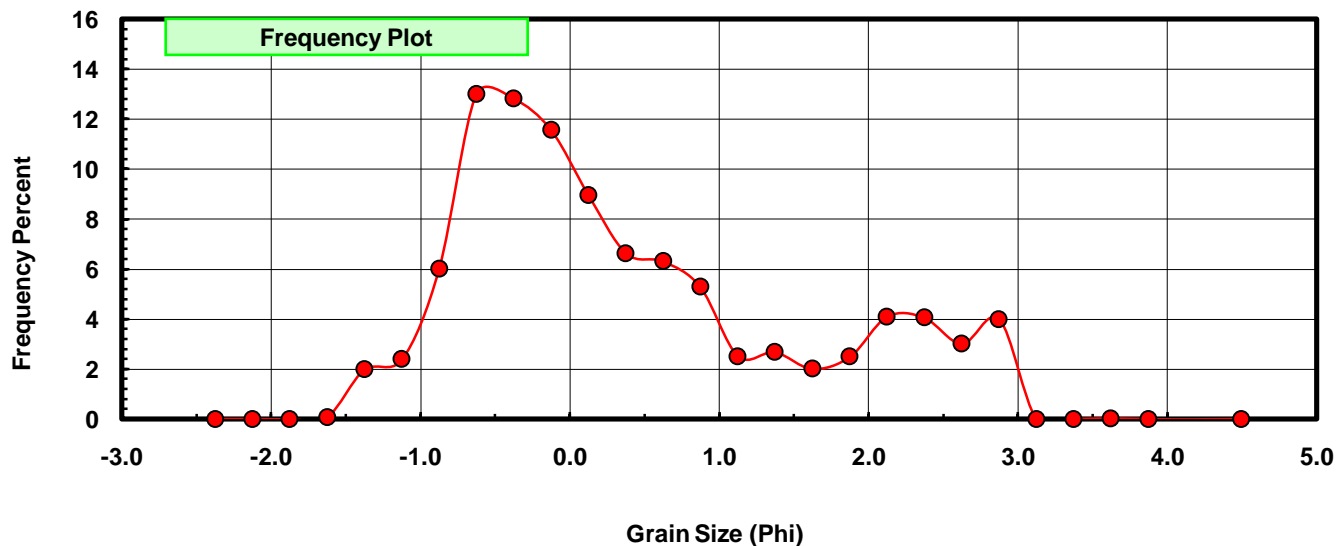
Sieve Size (phi)	Sieve Midpt (phi)	Weight (grams)	Freq Weight %	Cumulative Weight %
-2.25	-2.375	0.000	0.000	0.000
-2.00	-2.125	0.000	0.000	0.000
-1.75	-1.875	0.000	0.000	0.000
-1.50	-1.625	0.019	0.086	0.086
-1.25	-1.375	0.440	1.990	2.075
-1.00	-1.125	0.531	2.401	4.476
-0.75	-0.875	1.332	6.023	10.499
-0.50	-0.625	2.876	13.004	23.503
-0.25	-0.375	2.835	12.819	36.322
0.00	-0.125	2.557	11.562	47.884
0.25	0.125	1.982	8.962	56.846
0.50	0.375	1.467	6.633	63.479
0.75	0.625	1.397	6.317	69.796
1.00	0.875	1.169	5.286	75.081
1.25	1.125	0.557	2.519	77.600
1.50	1.375	0.593	2.681	80.281
1.75	1.625	0.445	2.012	82.293
2.00	1.875	0.554	2.505	84.798
2.25	2.125	0.906	4.097	88.895
2.50	2.375	0.897	4.056	92.951
2.75	2.625	0.665	3.007	95.958
3.00	2.875	0.885	4.002	99.959
3.25	3.125	0.000	0.000	99.959
3.50	3.375	0.000	0.000	99.959
3.75	3.625	0.008	0.036	99.995
4.00	3.875	0.000	0.000	99.995
5.00	4.500	0.001	0.005	100.000

Statistical Results			
Mean:	0.3933	phi	(0.7614 mm)
Standard Dev:	1.1621	phi-units	(0.4469 mm)
Skewness:	0.7431	dimensionless	
Kurtosis:	2.4108	dimensionless	
5th Moment:	3.3663	dimensionless	
6th Moment:	8.0816	dimensionless	
RARD *	2.9548	dimensionless	
Median	-0.0660	phi	(1.0468 mm)

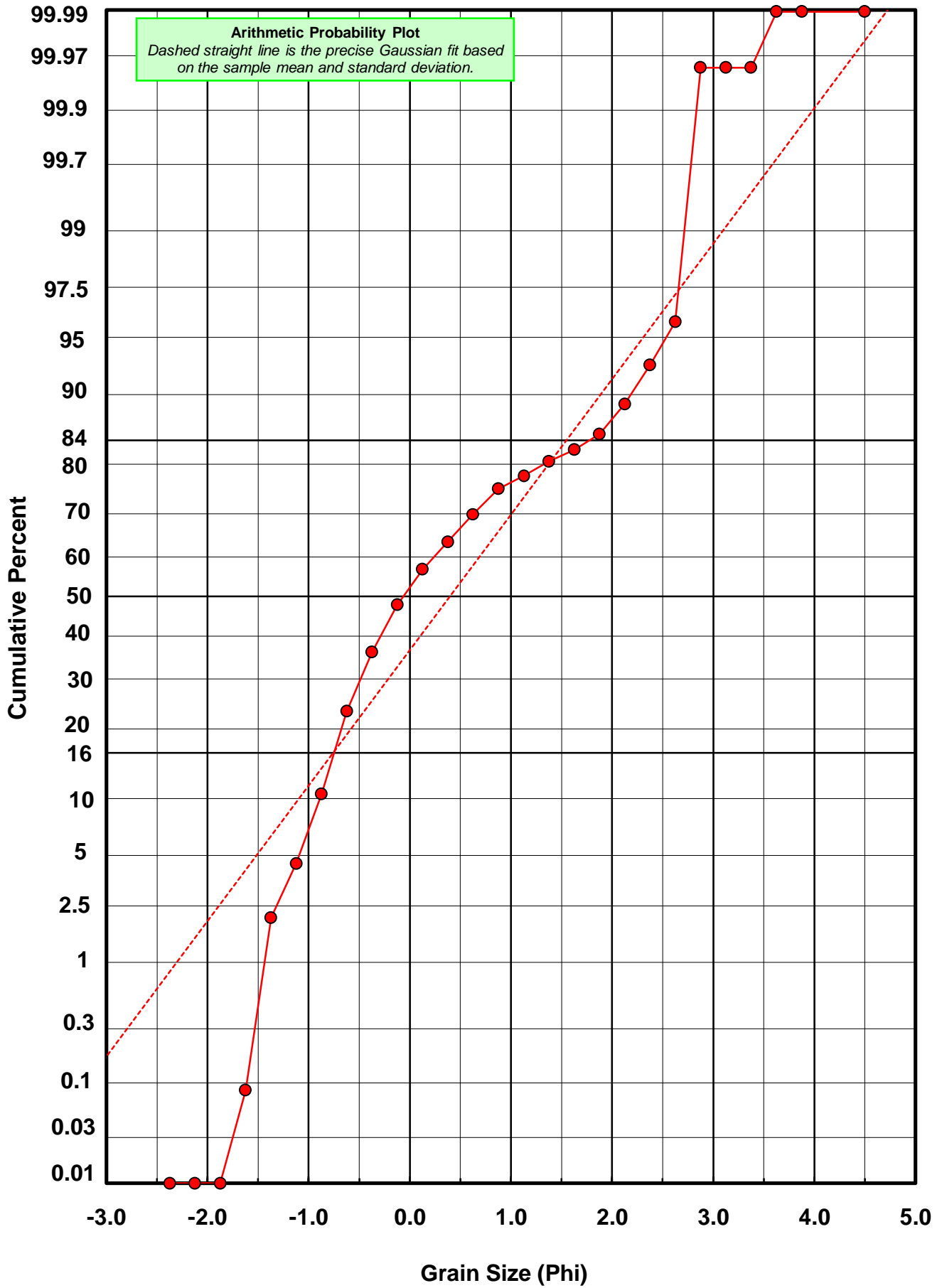
* RARD = reciprocal absolute relative dispersion (see below)

Statistical Explanation	
Calculations based on the Method of Moments	
Skewness: 3rd Stand. Moment; Exact Gaussian = 0.0	
Kurtosis: 4th Stand. Moment; Exact Gaussian = 3.0	
For Further Explanation, See Basille et al. 2002	
Millimeter data calculated by $mm = 2^{-(\phi)}$	

Reciprocal Absolute Relative Dispersion (RARD) Scale	
< 0.5	Excellent homogeneity (e.g., beaches)
0.5 to 1.0	Good homogeneity
1.0 to 1.33	Fair homogeneity
> 1.33	Poor homogeneity (e.g., glacial)



CH-11



Post-Digestion Grain Size Distribution

Onshore Grab Sample

Sample: CH-11

Total Digested Mass: 39.160 grams

% Silica: 64.6 %

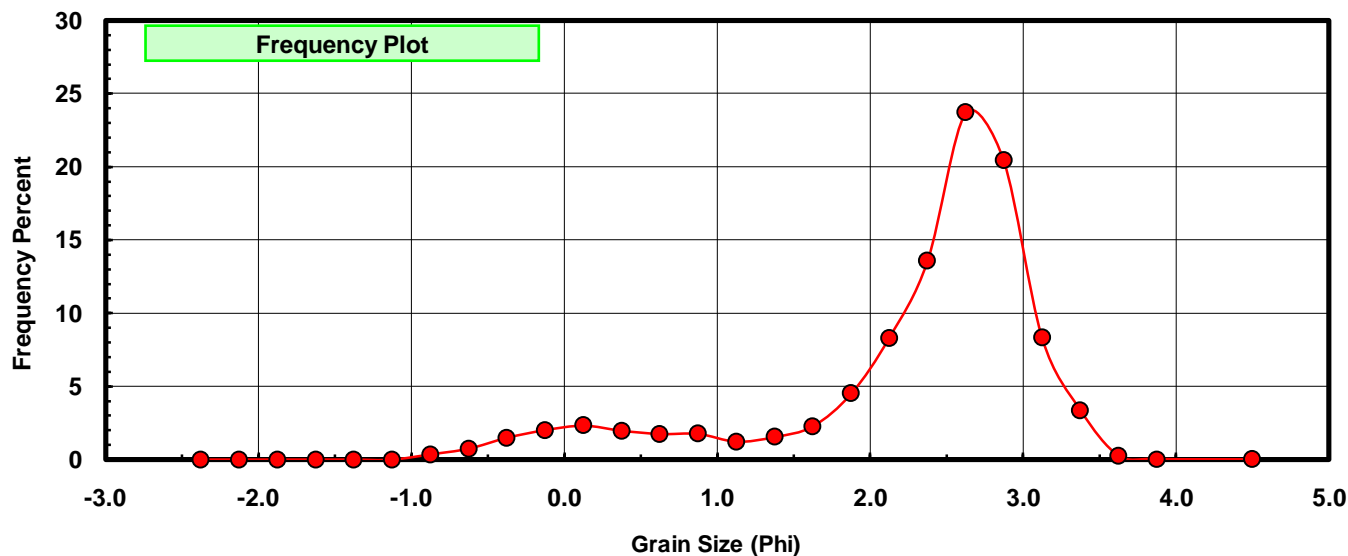
Sieve Size (phi)	Sieve Midpt (phi)	Weight (grams)	Freq Weight %	Cumulative Weight %
-2.25	-2.375	0.000	0.000	0.000
-2.00	-2.125	0.000	0.000	0.000
-1.75	-1.875	0.000	0.000	0.000
-1.50	-1.625	0.000	0.000	0.000
-1.25	-1.375	0.000	0.000	0.000
-1.00	-1.125	0.000	0.000	0.000
-0.75	-0.875	0.140	0.358	0.358
-0.50	-0.625	0.287	0.733	1.090
-0.25	-0.375	0.581	1.484	2.574
0.00	-0.125	0.790	2.017	4.591
0.25	0.125	0.912	2.329	6.920
0.50	0.375	0.771	1.969	8.889
0.75	0.625	0.684	1.747	10.636
1.00	0.875	0.691	1.765	12.400
1.25	1.125	0.479	1.223	13.624
1.50	1.375	0.610	1.558	15.181
1.75	1.625	0.890	2.273	17.454
2.00	1.875	1.768	4.515	21.969
2.25	2.125	3.249	8.297	30.266
2.50	2.375	5.316	13.575	43.841
2.75	2.625	9.282	23.703	67.543
3.00	2.875	7.997	20.421	87.965
3.25	3.125	3.258	8.320	96.284
3.50	3.375	1.321	3.373	99.658
3.75	3.625	0.102	0.260	99.918
4.00	3.875	0.021	0.054	99.972
5.00	4.500	0.011	0.028	100.000

Statistical Results			
Mean:	2.2723	phi	(0.207 mm)
Standard Dev:	0.9274	phi-units	(0.5258 mm)
Skewness:	-1.5556	dimensionless	
Kurtosis:	4.6996	dimensionless	
5th Moment:	-11.7738	dimensionless	
6th Moment:	33.2598	dimensionless	
RARD *	0.4082	dimensionless	
Median	2.4400	phi	(0.1843 mm)

* RARD = reciprocal absolute relative dispersion (see below)

Statistical Explanation	
Calculations based on the Method of Moments	
Skewness: 3rd Stand. Moment; Exact Gaussian = 0.0	
Kurtosis: 4th Stand. Moment; Exact Gaussian = 3.0	
For Further Explanation, See Basille et al. 2002	
Millimeter data calculated by $mm = 2^{-(\phi)}$	

Reciprocal Absolute Relative Dispersion (RARD) Scale	
< 0.5	Excellent homogeneity (e.g., beaches)
0.5 to 1.0	Good homogeneity
1.0 to 1.33	Fair homogeneity
> 1.33	Poor homogeneity (e.g., glacial)



CH-11

