

Onshore Grab Sample

Sample: CH-08-BB
Sample Taken By: D. Phelps
Sample Collected On: 12/17/09
Splits? N/A

County: Charlotte
Latitude: 26° 52' 17.9"
Longitude: 82° 19' 19.4"
Datum: WGS 84
Surf. Elev: N/A
Datum: N/A

Fine Data Summary

Total Sample Weight 76.694 grams
Total Fines in Sample 0.207 grams
Total Percent Fines 0.27 %

Dry Sieving Summary

Total Sample Weight 76.588 grams
Total Digested Weight 42.029 grams
Total Carbonate Weight 34.559 grams
Total Silica % 54.88 %
Total Carbonate % 45.12 %
Carbonate/Silica Ratio 0.822

General Comments:

None

Description

Worked By: M. Ladle

Pre-Digestion Grain Size Distribution

Onshore Grab Sample

Sample: CH-08-BB

Total Sample Mass: 76.588 grams

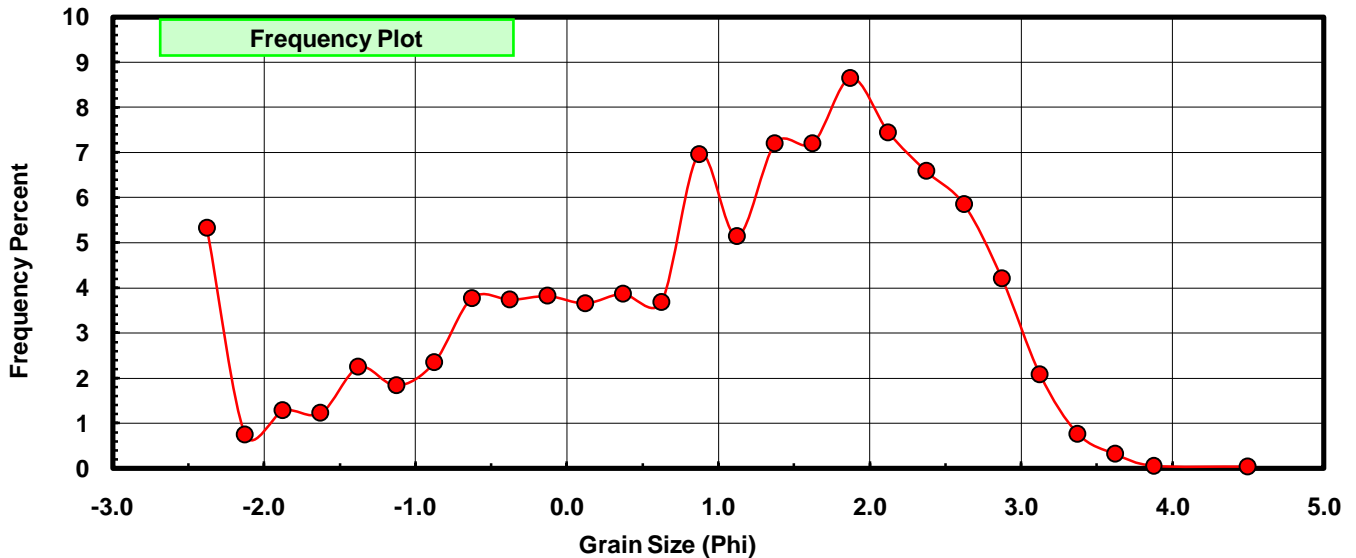
Sieve Size (phi)	Sieve Midpt (phi)	Weight (grams)	Freq Weight %	Cumulative Weight %
-2.25	-2.375	4.078	5.325	5.325
-2.00	-2.125	0.569	0.743	6.068
-1.75	-1.875	0.986	1.287	7.355
-1.50	-1.625	0.937	1.223	8.578
-1.25	-1.375	1.717	2.242	10.820
-1.00	-1.125	1.403	1.832	12.652
-0.75	-0.875	1.795	2.344	14.996
-0.50	-0.625	2.886	3.768	18.764
-0.25	-0.375	2.861	3.736	22.500
0.00	-0.125	2.926	3.820	26.320
0.25	0.125	2.798	3.653	29.973
0.50	0.375	2.963	3.869	33.842
0.75	0.625	2.816	3.677	37.519
1.00	0.875	5.332	6.962	44.481
1.25	1.125	3.937	5.140	49.621
1.50	1.375	5.518	7.205	56.826
1.75	1.625	5.517	7.203	64.030
2.00	1.875	6.625	8.650	72.680
2.25	2.125	5.698	7.440	80.120
2.50	2.375	5.042	6.583	86.703
2.75	2.625	4.480	5.849	92.552
3.00	2.875	3.223	4.208	96.761
3.25	3.125	1.588	2.073	98.834
3.50	3.375	0.582	0.760	99.594
3.75	3.625	0.240	0.313	99.907
4.00	3.875	0.043	0.056	99.963
5.00	4.50	0.028	0.037	100.000

Statistical Results			
Mean:	0.9332	phi	(0.5237 mm)
Standard Dev:	1.4992	phi-units	(0.3538 mm)
Skewness:	-0.6208	dimensionless	
Kurtosis:	2.5233	dimensionless	
5th Moment:	-3.3048	dimensionless	
6th Moment:	9.1674	dimensionless	
RARD *	1.6065	dimensionless	
Median	1.1381	phi	(0.4543 mm)

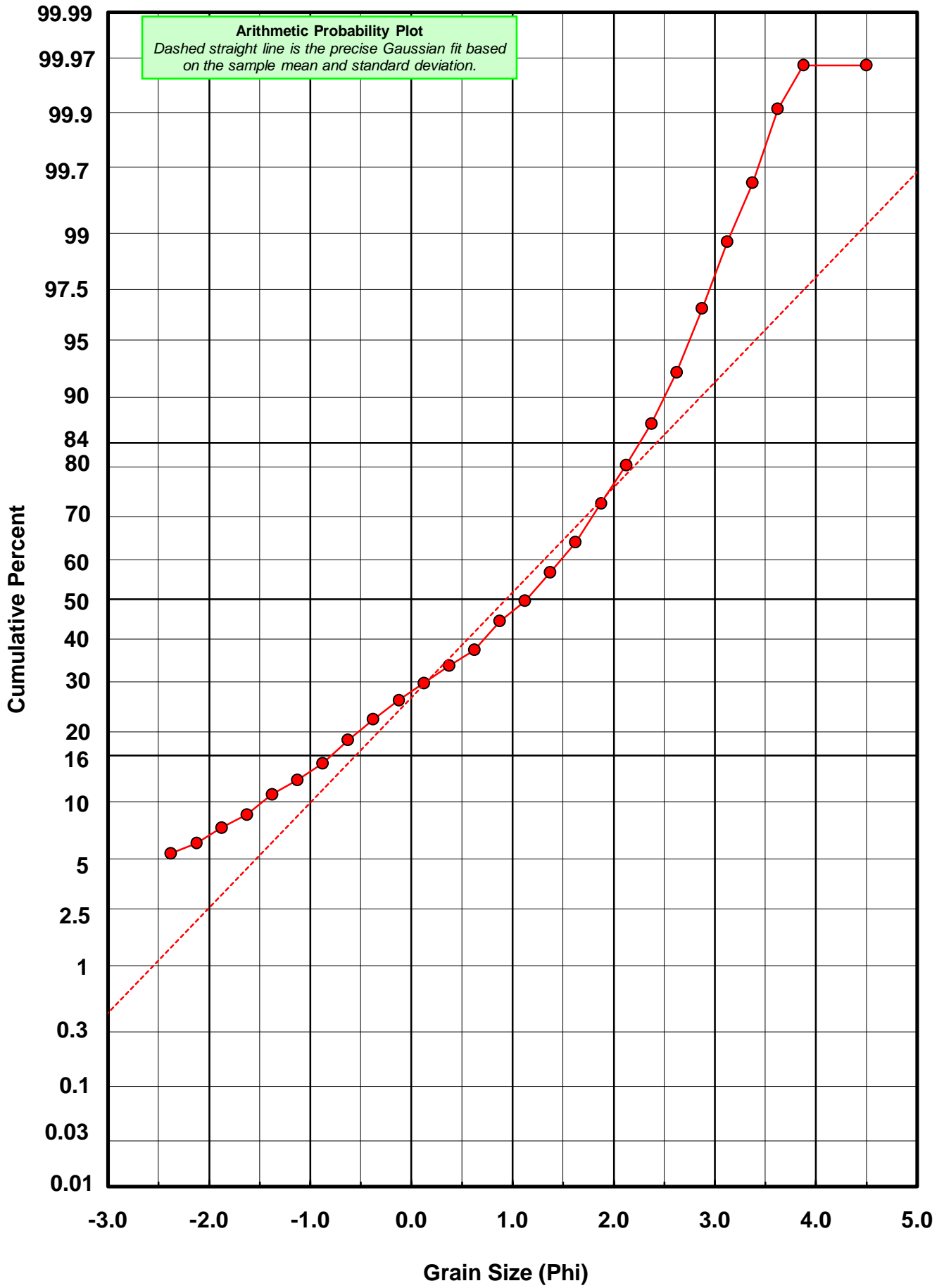
* RARD = reciprocal absolute relative dispersion (see below)

Statistical Explanation	
Calculations based on the Method of Moments	
Skewness: 3rd Stand. Moment; Exact Gaussian = 0.0	
Kurtosis: 4th Stand. Moment; Exact Gaussian = 3.0	
For Further Explanation, See Basille et al. 2002	
Millimeter data calculated by $mm = 2^{-(\phi)}$	

Reciprocal Absolute Relative Dispersion (RARD) Scale	
< 0.5	Excellent homogeneity (e.g., beaches)
0.5 to 1.0	Good homogeneity
1.0 to 1.33	Fair homogeneity
> 1.33	Poor homogeneity (e.g., glacial)



CH-08-BB



Carbonate Grain Size Distribution

Onshore Grab Sample

Sample: CH-08-BB

Total Carbonate Mass: 34.559 grams

% Carbonate: 45.1 %

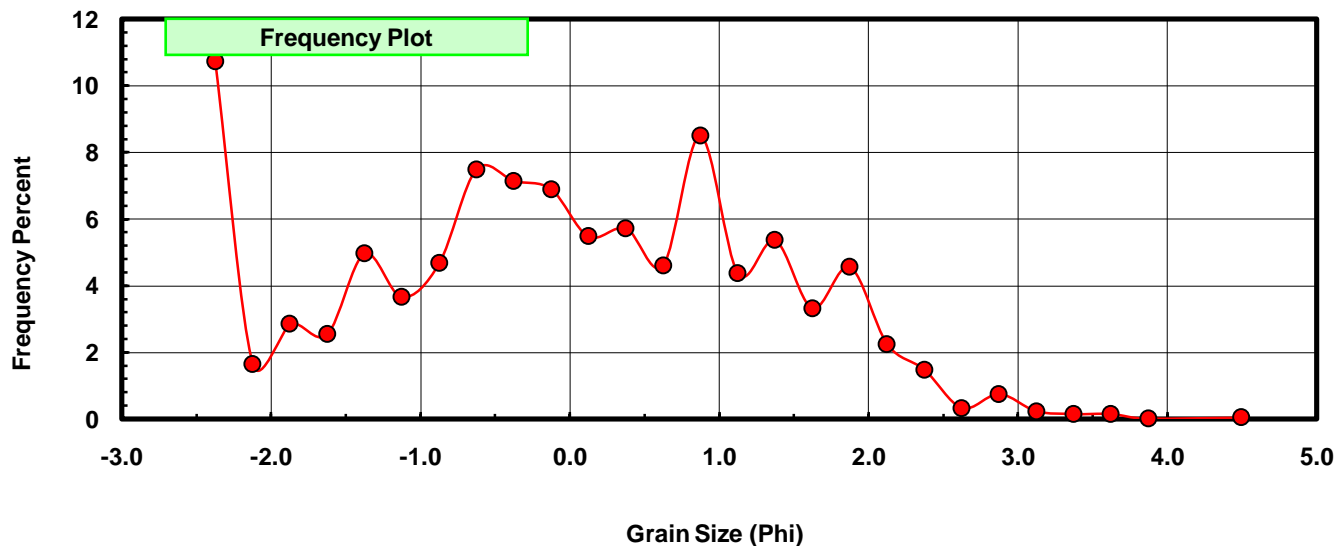
Sieve Size (phi)	Sieve Midpt (phi)	Weight (grams)	Freq Weight %	Cumulative Weight %
-2.25	-2.375	3.711	10.738	10.738
-2.00	-2.125	0.569	1.646	12.385
-1.75	-1.875	0.986	2.853	15.238
-1.50	-1.625	0.879	2.543	17.781
-1.25	-1.375	1.717	4.968	22.750
-1.00	-1.125	1.266	3.663	26.413
-0.75	-0.875	1.617	4.679	31.092
-0.50	-0.625	2.587	7.486	38.578
-0.25	-0.375	2.469	7.144	45.722
0.00	-0.125	2.383	6.895	52.617
0.25	0.125	1.894	5.480	58.098
0.50	0.375	1.978	5.724	63.821
0.75	0.625	1.594	4.612	68.434
1.00	0.875	2.938	8.501	76.935
1.25	1.125	1.510	4.369	81.304
1.50	1.375	1.856	5.371	86.675
1.75	1.625	1.149	3.325	90.000
2.00	1.875	1.578	4.566	94.566
2.25	2.125	0.779	2.254	96.820
2.50	2.375	0.512	1.482	98.301
2.75	2.625	0.115	0.333	98.634
3.00	2.875	0.260	0.752	99.387
3.25	3.125	0.081	0.234	99.621
3.50	3.375	0.053	0.153	99.774
3.75	3.625	0.054	0.156	99.931
4.00	3.875	0.006	0.017	99.948
5.00	4.500	0.018	0.052	100.000

Statistical Results			
Mean:	-0.0887	phi	(1.0634 mm)
Standard Dev:	1.3980	phi-units	(0.3795 mm)
Skewness:	0.0038	dimensionless	
Kurtosis:	2.1938	dimensionless	
5th Moment:	0.5358	dimensionless	
6th Moment:	6.8309	dimensionless	
RARD *	15.7596	dimensionless	
Median	-0.2199	phi	(1.1646 mm)

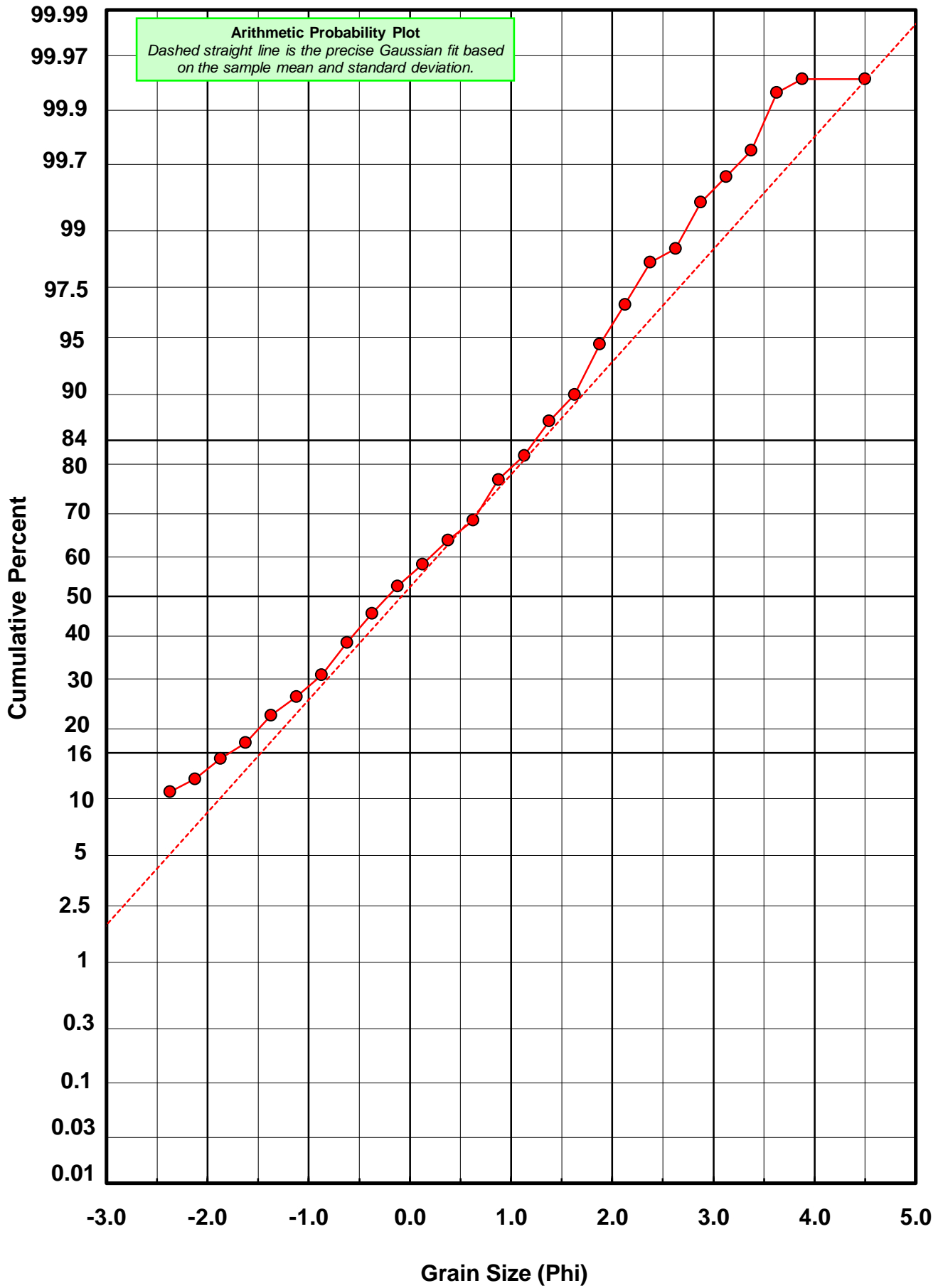
* RARD = reciprocal absolute relative dispersion (see below)

Statistical Explanation	
Calculations based on the Method of Moments	
Skewness: 3rd Stand. Moment; Exact Gaussian = 0.0	
Kurtosis: 4th Stand. Moment; Exact Gaussian = 3.0	
For Further Explanation, See Basille et al. 2002	
Millimeter data calculated by $mm = 2^{-(\phi)}$	

Reciprocal Absolute Relative Dispersion (RARD) Scale	
< 0.5	Excellent homogeneity (e.g., beaches)
0.5 to 1.0	Good homogeneity
1.0 to 1.33	Fair homogeneity
> 1.33	Poor homogeneity (e.g., glacial)



CH-08-BB



Post-Digestion Grain Size Distribution

Onshore Grab Sample

Sample: CH-08-BB

Total Digested Mass: 42.029 grams

% Silica: 54.9 %

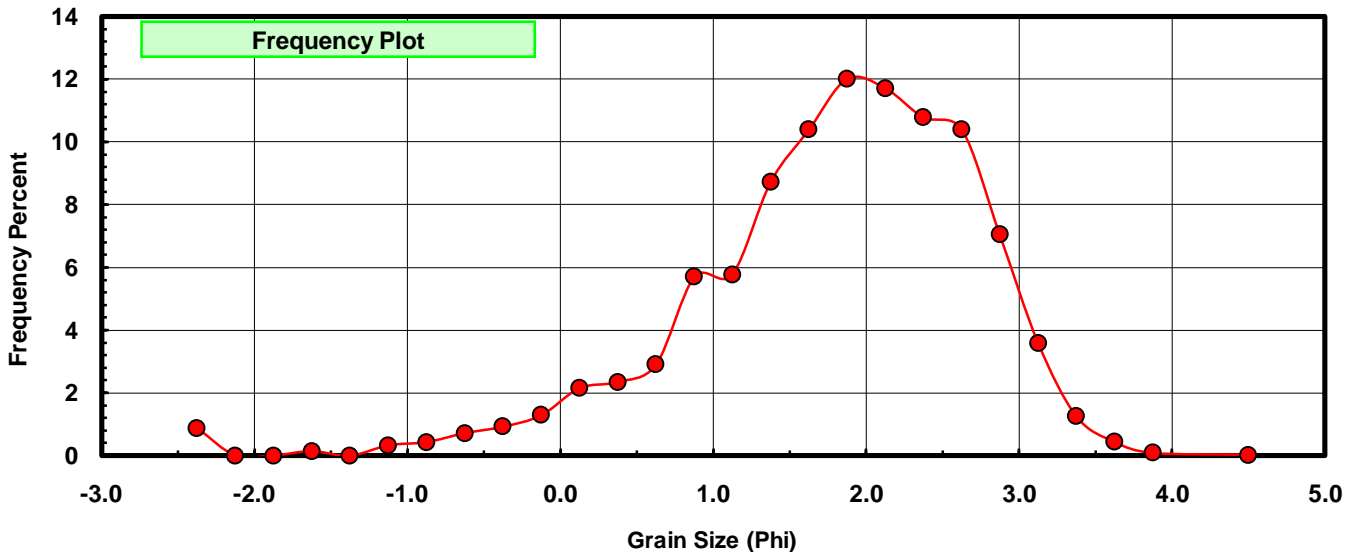
Sieve Size (phi)	Sieve Midpt (phi)	Weight (grams)	Freq Weight %	Cumulative Weight %
-2.25	-2.375	0.367	0.873	0.873
-2.00	-2.125	0.000	0.000	0.873
-1.75	-1.875	0.000	0.000	0.873
-1.50	-1.625	0.058	0.138	1.011
-1.25	-1.375	0.000	0.000	1.011
-1.00	-1.125	0.137	0.326	1.337
-0.75	-0.875	0.178	0.424	1.761
-0.50	-0.625	0.299	0.711	2.472
-0.25	-0.375	0.392	0.933	3.405
0.00	-0.125	0.543	1.292	4.697
0.25	0.125	0.904	2.151	6.848
0.50	0.375	0.985	2.344	9.191
0.75	0.625	1.222	2.908	12.099
1.00	0.875	2.394	5.696	17.795
1.25	1.125	2.427	5.775	23.569
1.50	1.375	3.662	8.713	32.282
1.75	1.625	4.368	10.393	42.675
2.00	1.875	5.047	12.008	54.684
2.25	2.125	4.919	11.704	66.387
2.50	2.375	4.530	10.778	77.166
2.75	2.625	4.365	10.386	87.551
3.00	2.875	2.963	7.050	94.601
3.25	3.125	1.507	3.586	98.187
3.50	3.375	0.529	1.259	99.446
3.75	3.625	0.186	0.443	99.888
4.00	3.875	0.037	0.088	99.976
5.00	4.500	0.010	0.024	100.000

Statistical Results			
Mean:	1.7734	phi	(0.2925 mm)
Standard Dev:	0.9692	phi-units	(0.5108 mm)
Skewness:	-1.1405	dimensionless	
Kurtosis:	5.3612	dimensionless	
5th Moment:	-16.4524	dimensionless	
6th Moment:	67.4293	dimensionless	
RARD *	0.5465	dimensionless	
Median	1.7775	phi	(0.2917 mm)

* RARD = reciprocal absolute relative dispersion (see below)

Statistical Explanation	
Calculations based on the Method of Moments	
Skewness: 3rd Stand. Moment; Exact Gaussian = 0.0	
Kurtosis: 4th Stand. Moment; Exact Gaussian = 3.0	
For Further Explanation, See Basille et al. 2002	
Millimeter data calculated by $mm = 2^{-(\phi)}$	

Reciprocal Absolute Relative Dispersion (RARD) Scale	
< 0.5	Excellent homogeneity (e.g., beaches)
0.5 to 1.0	Good homogeneity
1.0 to 1.33	Fair homogeneity
> 1.33	Poor homogeneity (e.g., glacial)



CH-08-BB

