

Onshore Grab Sample

Sample: CH-06
Sample Taken By: D. Phelps
Sample Collected On: 12/17/09
Splits? N/A

County: Charlotte
Latitude: 26° 53' 42.1"
Longitude: 82° 20' 24.2"
Datum: WGS 84
Surf. Elev: N/A
Datum: N/A

Fine Data Summary

Total Sample Weight 75.102 grams
Total Fines in Sample 0.167 grams
Total Percent Fines 0.22 %

Dry Sieving Summary

Total Sample Weight 74.763 grams
Total Digested Weight 54.870 grams
Total Carbonate Weight 19.893 grams
Total Silica % 73.39 %
Total Carbonate % 26.61 %
Carbonate/Silica Ratio 0.363

General Comments:

None

Description

Worked By: M. Ladle

Pre-Digestion Grain Size Distribution

Onshore Grab Sample

Sample: CH-06

Total Sample Mass: 74.763 grams

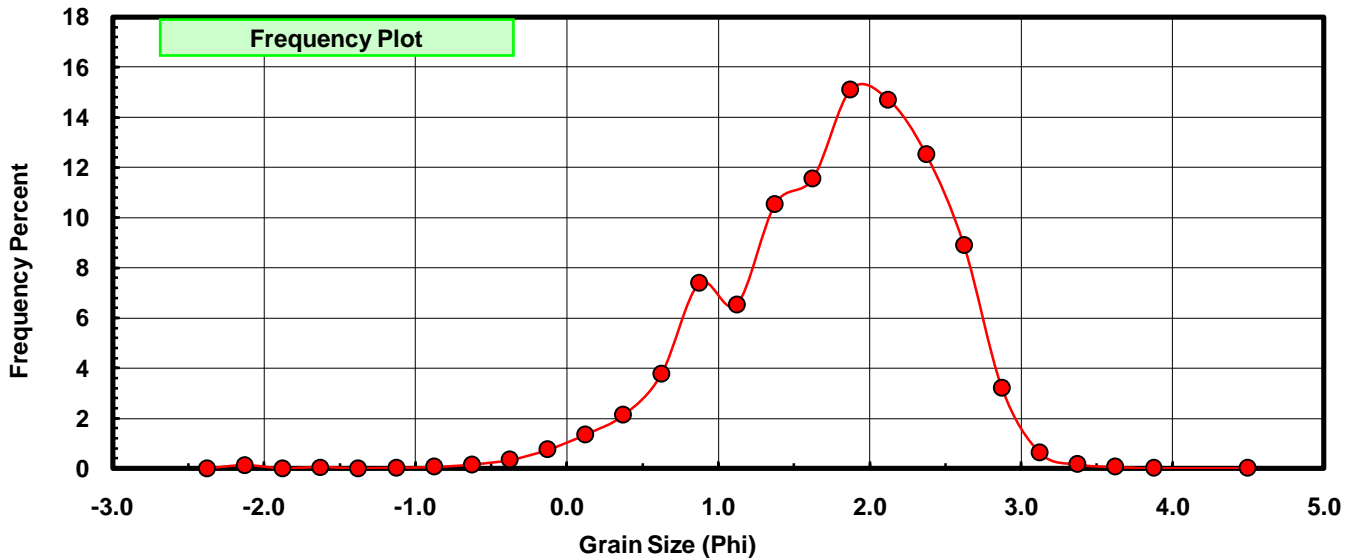
Sieve Size (phi)	Sieve Midpt (phi)	Weight (grams)	Freq Weight %	Cumulative Weight %
-2.25	-2.375	0.000	0.000	0.000
-2.00	-2.125	0.087	0.116	0.116
-1.75	-1.875	0.000	0.000	0.116
-1.50	-1.625	0.039	0.052	0.169
-1.25	-1.375	0.000	0.000	0.169
-1.00	-1.125	0.018	0.024	0.193
-0.75	-0.875	0.040	0.054	0.246
-0.50	-0.625	0.106	0.142	0.388
-0.25	-0.375	0.252	0.337	0.725
0.00	-0.125	0.562	0.752	1.477
0.25	0.125	1.010	1.351	2.828
0.50	0.375	1.587	2.123	4.950
0.75	0.625	2.812	3.761	8.712
1.00	0.875	5.521	7.385	16.096
1.25	1.125	4.884	6.533	22.629
1.50	1.375	7.879	10.539	33.167
1.75	1.625	8.639	11.555	44.723
2.00	1.875	11.298	15.112	59.834
2.25	2.125	10.985	14.693	74.528
2.50	2.375	9.360	12.520	87.047
2.75	2.625	6.645	8.888	95.935
3.00	2.875	2.398	3.207	99.143
3.25	3.125	0.464	0.621	99.763
3.50	3.375	0.118	0.158	99.921
3.75	3.625	0.043	0.058	99.979
4.00	3.875	0.008	0.011	99.989
5.00	4.50	0.008	0.011	100.000

Statistical Results			
Mean:	1.7429	phi	(0.2988 mm)
Standard Dev:	0.7123	phi-units	(0.6104 mm)
Skewness:	-0.7224	dimensionless	
Kurtosis:	4.0598	dimensionless	
5th Moment:	-10.6162	dimensionless	
6th Moment:	51.2353	dimensionless	
RARD *	0.4087	dimensionless	
Median	1.7123	phi	(0.3052 mm)

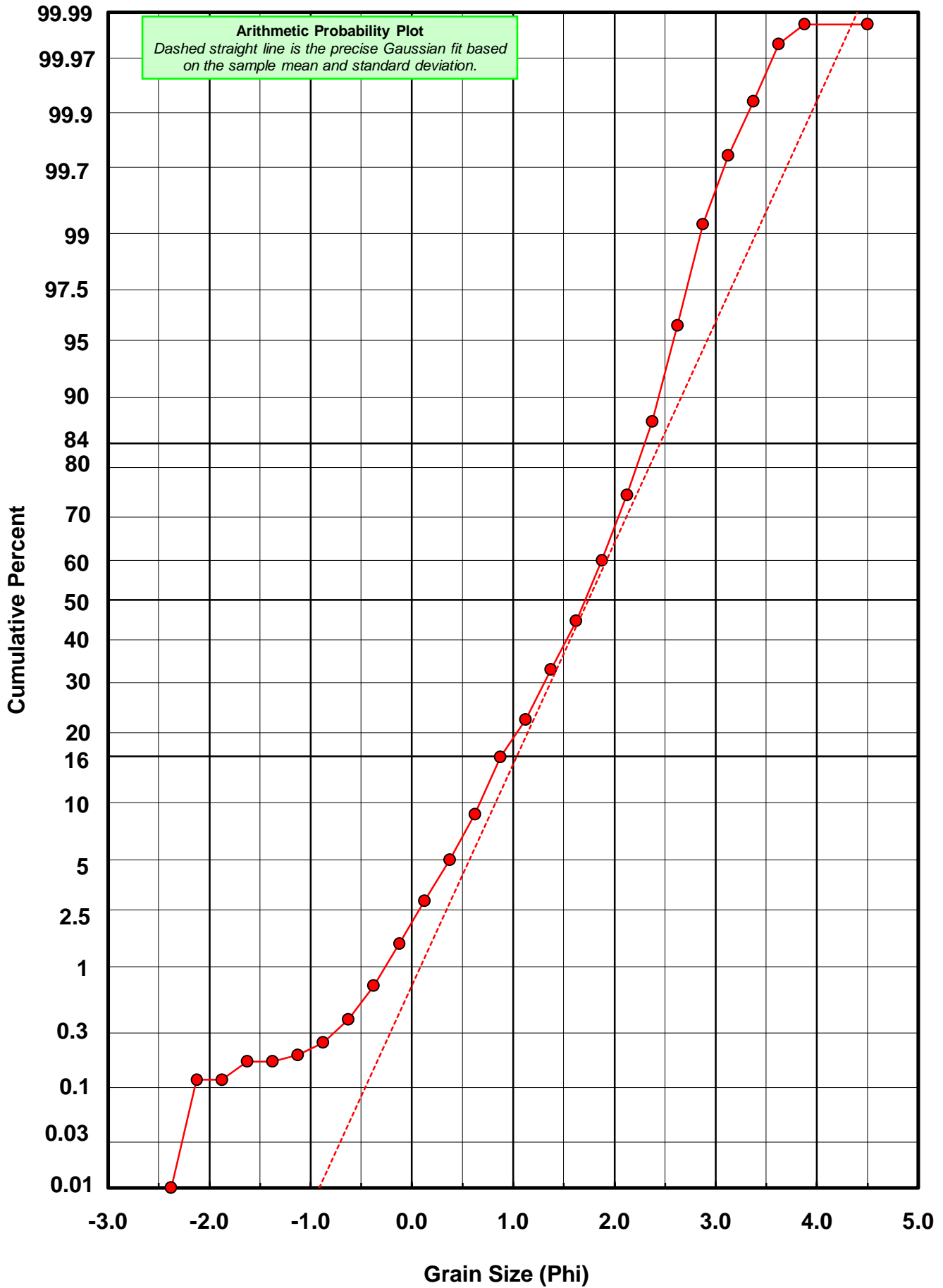
* RARD = reciprocal absolute relative dispersion (see below)

Statistical Explanation	
Calculations based on the Method of Moments	
Skewness: 3rd Stand. Moment; Exact Gaussian = 0.0	
Kurtosis: 4th Stand. Moment; Exact Gaussian = 3.0	
For Further Explanation, See Basille et al. 2002	
Millimeter data calculated by $mm = 2^{-(\phi)}$	

Reciprocal Absolute Relative Dispersion (RARD) Scale	
< 0.5	Excellent homogeneity (e.g., beaches)
0.5 to 1.0	Good homogeneity
1.0 to 1.33	Fair homogeneity
> 1.33	Poor homogeneity (e.g., glacial)



CH-06



Carbonate Grain Size Distribution

Onshore Grab Sample

Sample: CH-06

Total Carbonate Mass: 19.905 grams

% Carbonate: 26.6 %

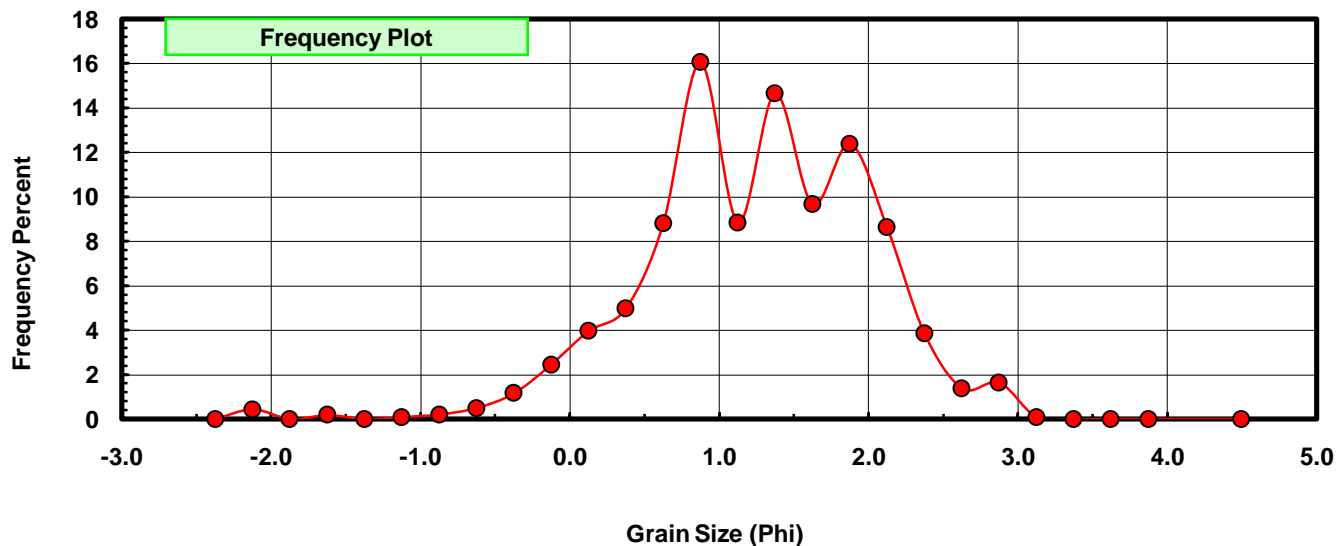
Sieve Size (phi)	Sieve Midpt (phi)	Weight (grams)	Freq Weight %	Cumulative Weight %
-2.25	-2.375	0.000	0.000	0.000
-2.00	-2.125	0.087	0.437	0.437
-1.75	-1.875	0.000	0.000	0.437
-1.50	-1.625	0.039	0.196	0.633
-1.25	-1.375	0.000	0.000	0.633
-1.00	-1.125	0.018	0.090	0.723
-0.75	-0.875	0.040	0.201	0.924
-0.50	-0.625	0.099	0.497	1.422
-0.25	-0.375	0.232	1.166	2.587
0.00	-0.125	0.488	2.452	5.039
0.25	0.125	0.788	3.959	8.998
0.50	0.375	0.992	4.984	13.981
0.75	0.625	1.751	8.797	22.778
1.00	0.875	3.196	16.056	38.834
1.25	1.125	1.760	8.842	47.676
1.50	1.375	2.917	14.655	62.331
1.75	1.625	1.926	9.676	72.007
2.00	1.875	2.465	12.384	84.391
2.25	2.125	1.717	8.626	93.017
2.50	2.375	0.769	3.863	96.880
2.75	2.625	0.275	1.382	98.262
3.00	2.875	0.327	1.643	99.905
3.25	3.125	0.019	0.095	100.000
3.50	3.375	0.000	0.000	100.000
3.75	3.625	0.000	0.000	100.000
4.00	3.875	0.000	0.000	100.000
5.00	4.500	0.000	0.000	100.000

Statistical Results			
Mean:	1.2453	phi	(0.4218 mm)
Standard Dev:	0.7770	phi-units	(0.5836 mm)
Skewness:	-0.5457	dimensionless	
Kurtosis:	4.0866	dimensionless	
5th Moment:	-9.2660	dimensionless	
6th Moment:	43.5831	dimensionless	
RARD *	0.6240	dimensionless	
Median	1.1646	phi	(0.4461 mm)

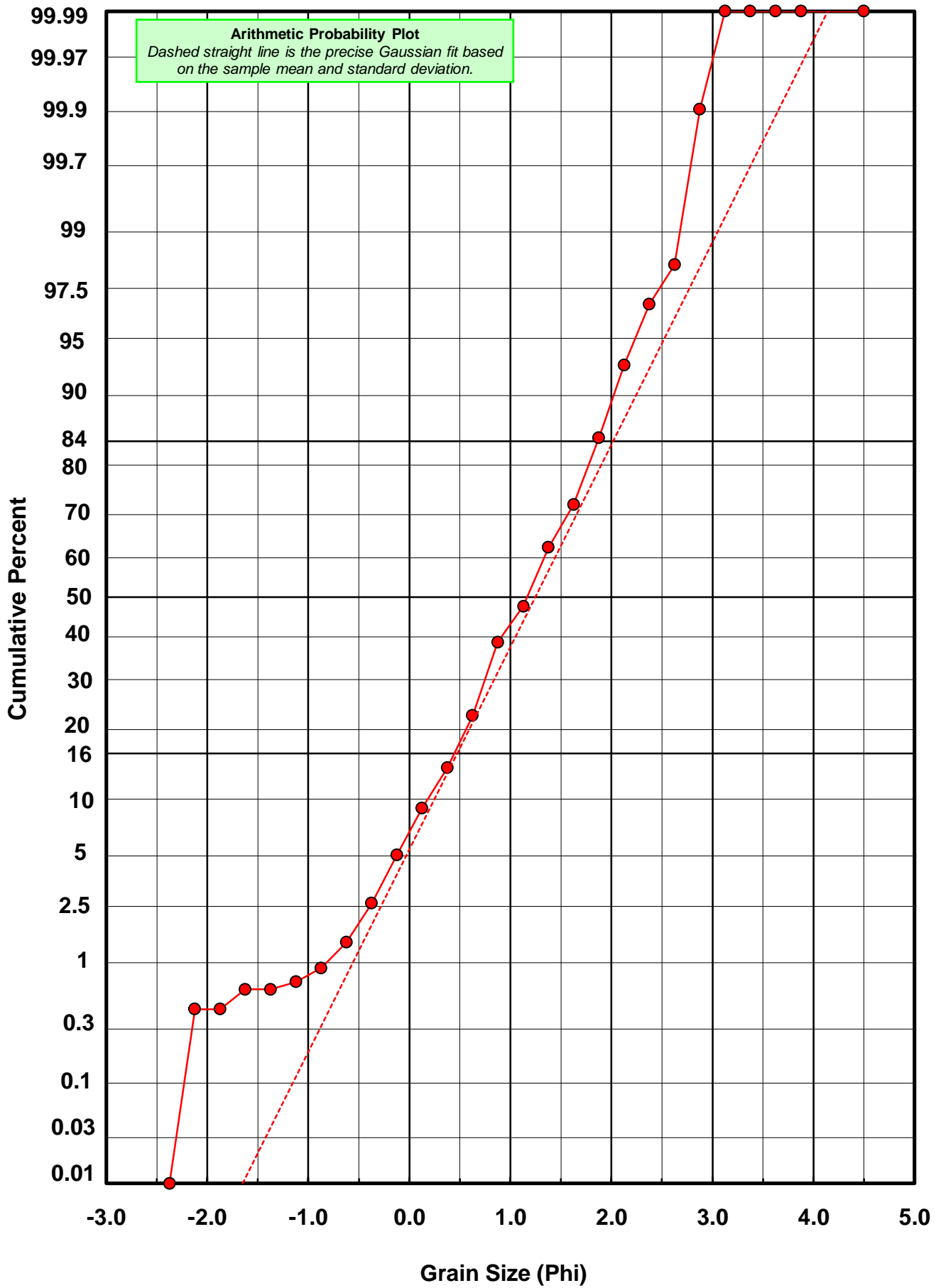
* RARD = reciprocal absolute relative dispersion (see below)

Statistical Explanation	
Calculations based on the Method of Moments	
Skewness: 3rd Stand. Moment; Exact Gaussian = 0.0	
Kurtosis: 4th Stand. Moment; Exact Gaussian = 3.0	
For Further Explanation, See Basille et al. 2002	
Millimeter data calculated by $mm = 2^{-(\phi)}$	

Reciprocal Absolute Relative Dispersion (RARD) Scale	
< 0.5	Excellent homogeneity (e.g., beaches)
0.5 to 1.0	Good homogeneity
1.0 to 1.33	Fair homogeneity
> 1.33	Poor homogeneity (e.g., glacial)



CH-06



Post-Digestion Grain Size Distribution

Onshore Grab Sample

Sample: CH-06

Total Digested Mass: 54.870 grams

% Silica: 73.4 %

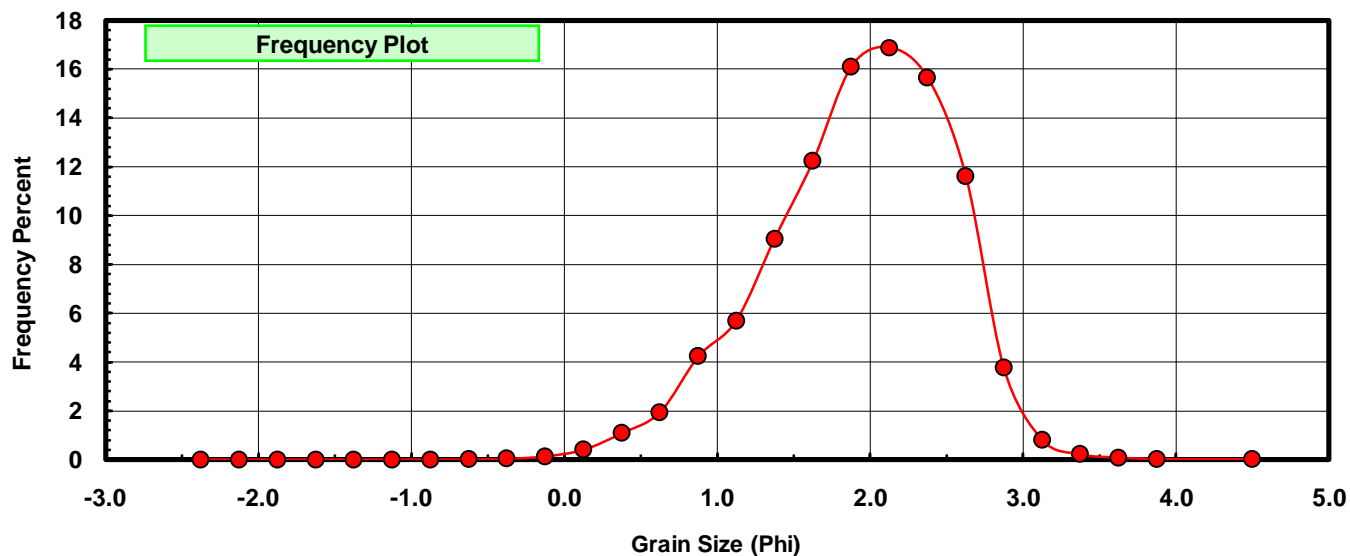
Sieve Size (phi)	Sieve Midpt (phi)	Weight (grams)	Freq Weight %	Cumulative Weight %
-2.25	-2.375	0.000	0.000	0.000
-2.00	-2.125	0.000	0.000	0.000
-1.75	-1.875	0.000	0.000	0.000
-1.50	-1.625	0.000	0.000	0.000
-1.25	-1.375	0.000	0.000	0.000
-1.00	-1.125	0.000	0.000	0.000
-0.75	-0.875	0.000	0.000	0.000
-0.50	-0.625	0.007	0.013	0.013
-0.25	-0.375	0.020	0.036	0.049
0.00	-0.125	0.074	0.135	0.184
0.25	0.125	0.222	0.405	0.589
0.50	0.375	0.595	1.084	1.673
0.75	0.625	1.061	1.934	3.607
1.00	0.875	2.325	4.237	7.844
1.25	1.125	3.124	5.693	13.537
1.50	1.375	4.962	9.043	22.581
1.75	1.625	6.713	12.234	34.815
2.00	1.875	8.833	16.098	50.913
2.25	2.125	9.268	16.891	67.804
2.50	2.375	8.591	15.657	83.461
2.75	2.625	6.370	11.609	95.070
3.00	2.875	2.071	3.774	98.845
3.25	3.125	0.445	0.811	99.656
3.50	3.375	0.122	0.222	99.878
3.75	3.625	0.044	0.080	99.958
4.00	3.875	0.013	0.024	99.982
5.00	4.500	0.010	0.018	100.000

Statistical Results			
Mean:	1.9239	phi	(0.2635 mm)
Standard Dev:	0.5991	phi-units	(0.6602 mm)
Skewness:	-0.4863	dimensionless	
Kurtosis:	3.1108	dimensionless	
5th Moment:	-3.7215	dimensionless	
6th Moment:	17.9764	dimensionless	
RARD *	0.3114	dimensionless	
Median	1.8608	phi	(0.2753 mm)

* RARD = reciprocal absolute relative dispersion (see below)

Statistical Explanation	
Calculations based on the Method of Moments	
Skewness: 3rd Stand. Moment; Exact Gaussian = 0.0	
Kurtosis: 4th Stand. Moment; Exact Gaussian = 3.0	
For Further Explanation, See Basille et al. 2002	
Millimeter data calculated by $mm = 2^{-(\phi)}$	

Reciprocal Absolute Relative Dispersion (RARD) Scale	
< 0.5	Excellent homogeneity (e.g., beaches)
0.5 to 1.0	Good homogeneity
1.0 to 1.33	Fair homogeneity
> 1.33	Poor homogeneity (e.g., glacial)



CH-06

