

Onshore Grab Sample

Sample: CH-05
Sample Taken By: D. Phelps
Sample Collected On: 12/15/09
Splits? N/A

County: Charlotte
Latitude: 26° 53' 55.5"
Longitude: 82° 20' 37.7"
Datum: WGS 84
Surf. Elev: N/A
Datum: N/A

Fine Data Summary

Total Sample Weight 63.254 grams
Total Fines in Sample 0.180 grams
Total Percent Fines 0.28 %

Dry Sieving Summary

Total Sample Weight 63.067 grams
Total Digested Weight 40.644 grams
Total Carbonate Weight 22.423 grams
Total Silica % 64.45 %
Total Carbonate % 35.55 %
Carbonate/Silica Ratio 0.552

General Comments:

None

Description

Worked By: M. Ladle

Pre-Digestion Grain Size Distribution

Onshore Grab Sample

Sample: CH-05

Total Sample Mass: 63.067 grams

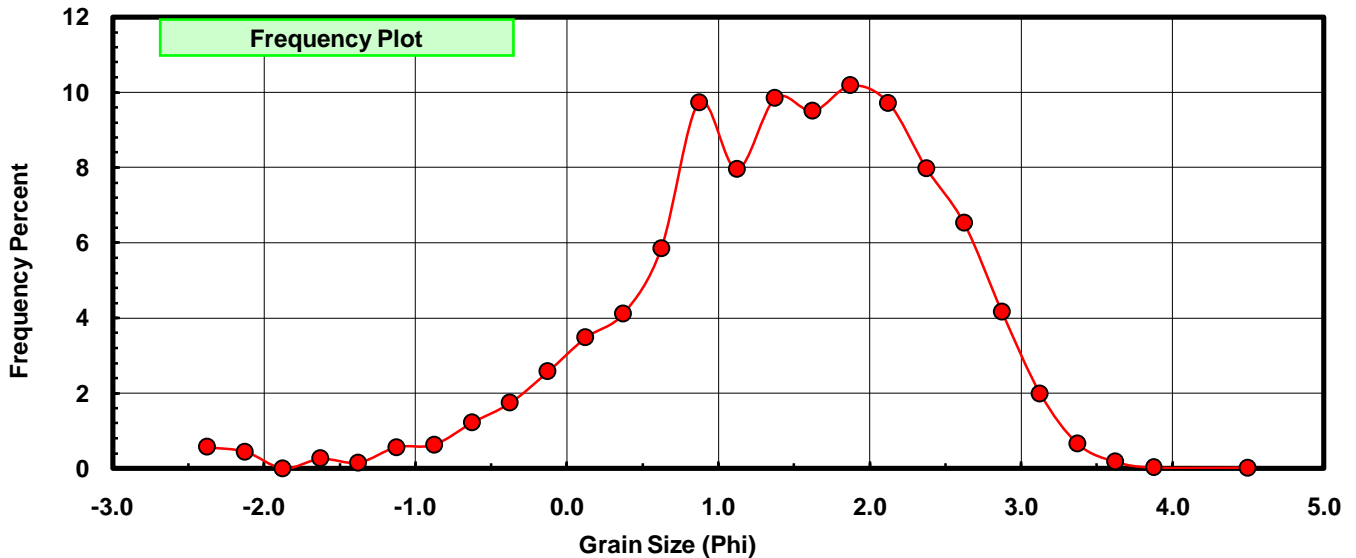
| Sieve Size (phi) | Sieve Midpt (phi) | Weight (grams) | Freq Weight % | Cumulative Weight % |
|------------------|-------------------|----------------|---------------|---------------------|
| -2.25 | -2.375 | 0.355 | 0.563 | 0.563 |
| -2.00 | -2.125 | 0.277 | 0.439 | 1.002 |
| -1.75 | -1.875 | 0.000 | 0.000 | 1.002 |
| -1.50 | -1.625 | 0.162 | 0.257 | 1.259 |
| -1.25 | -1.375 | 0.093 | 0.147 | 1.406 |
| -1.00 | -1.125 | 0.354 | 0.561 | 1.968 |
| -0.75 | -0.875 | 0.393 | 0.623 | 2.591 |
| -0.50 | -0.625 | 0.766 | 1.215 | 3.805 |
| -0.25 | -0.375 | 1.100 | 1.744 | 5.550 |
| 0.00 | -0.125 | 1.622 | 2.572 | 8.122 |
| 0.25 | 0.125 | 2.192 | 3.476 | 11.597 |
| 0.50 | 0.375 | 2.593 | 4.112 | 15.709 |
| 0.75 | 0.625 | 3.689 | 5.849 | 21.558 |
| 1.00 | 0.875 | 6.137 | 9.731 | 31.289 |
| 1.25 | 1.125 | 5.014 | 7.950 | 39.239 |
| 1.50 | 1.375 | 6.209 | 9.845 | 49.084 |
| 1.75 | 1.625 | 5.991 | 9.499 | 58.584 |
| 2.00 | 1.875 | 6.421 | 10.181 | 68.765 |
| 2.25 | 2.125 | 6.126 | 9.713 | 78.478 |
| 2.50 | 2.375 | 5.034 | 7.982 | 86.460 |
| 2.75 | 2.625 | 4.115 | 6.525 | 92.985 |
| 3.00 | 2.875 | 2.626 | 4.164 | 97.149 |
| 3.25 | 3.125 | 1.254 | 1.988 | 99.137 |
| 3.50 | 3.375 | 0.410 | 0.650 | 99.788 |
| 3.75 | 3.625 | 0.111 | 0.176 | 99.964 |
| 4.00 | 3.875 | 0.012 | 0.019 | 99.983 |
| 5.00 | 4.50 | 0.011 | 0.017 | 100.000 |

| Statistical Results | | | |
|---------------------|---------|---------------|-------------|
| Mean: | 1.4325 | phi | (0.3705 mm) |
| Standard Dev: | 1.0122 | phi-units | (0.4958 mm) |
| Skewness: | -0.7374 | dimensionless | |
| Kurtosis: | 3.9526 | dimensionless | |
| 5th Moment: | -8.7057 | dimensionless | |
| 6th Moment: | 33.4149 | dimensionless | |
| RARD * | 0.7066 | dimensionless | |
| Median | 1.3991 | phi | (0.3792 mm) |

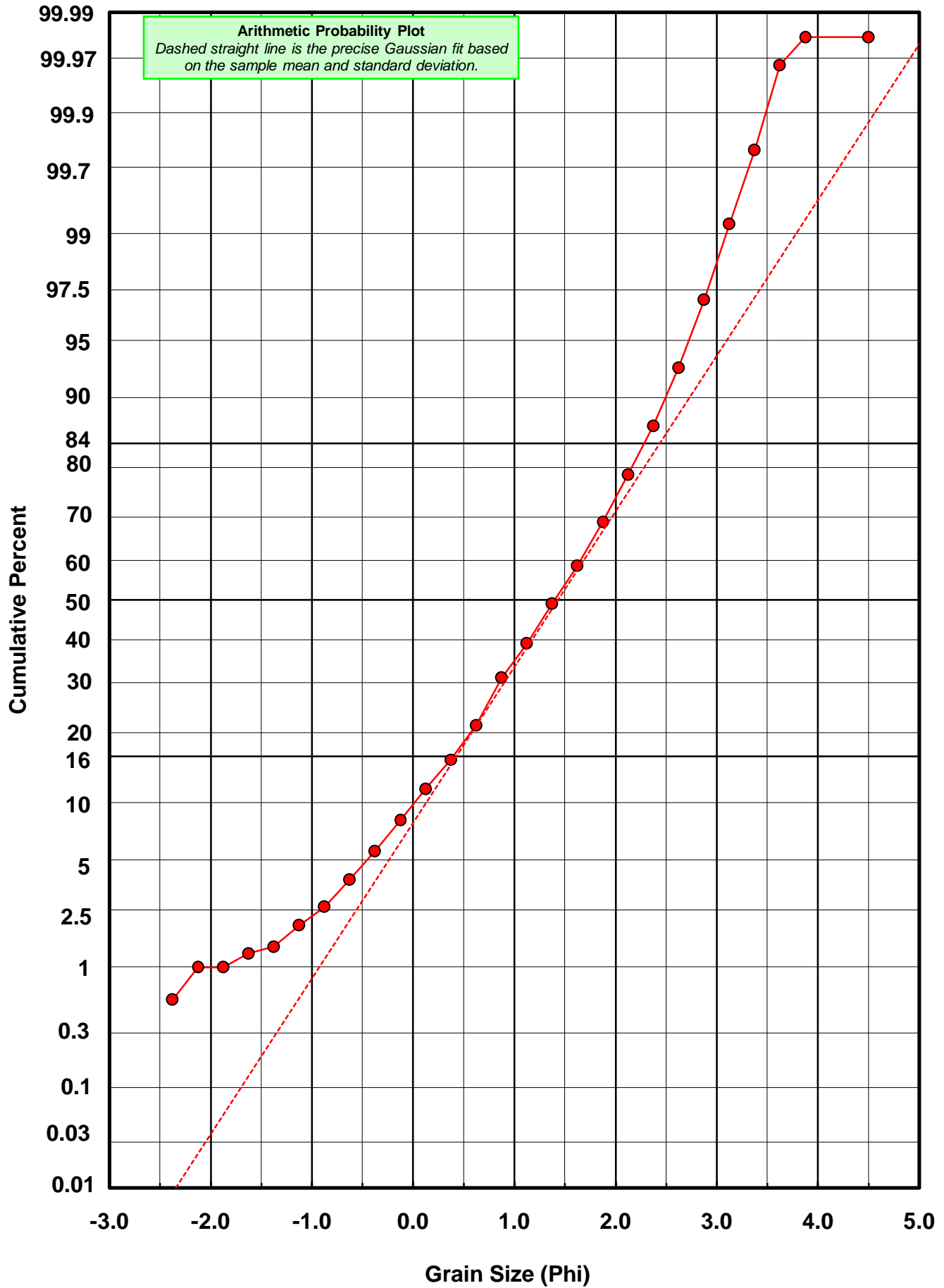
* RARD = reciprocal absolute relative dispersion (see below)

| Statistical Explanation | |
|---|--|
| Calculations based on the Method of Moments | |
| Skewness: 3rd Stand. Moment; Exact Gaussian = 0.0 | |
| Kurtosis: 4th Stand. Moment; Exact Gaussian = 3.0 | |
| For Further Explanation, See Basille et al. 2002 | |
| Millimeter data calculated by $mm = 2^{-(\phi)}$ | |

| Reciprocal Absolute Relative Dispersion (RARD) Scale | |
|--|---------------------------------------|
| < 0.5 | Excellent homogeneity (e.g., beaches) |
| 0.5 to 1.0 | Good homogeneity |
| 1.0 to 1.33 | Fair homogeneity |
| > 1.33 | Poor homogeneity (e.g., glacial) |



CH-05



Carbonate Grain Size Distribution

Onshore Grab Sample

Sample: CH-05

Total Carbonate Mass: 22.425 grams

% Carbonate: 35.6 %

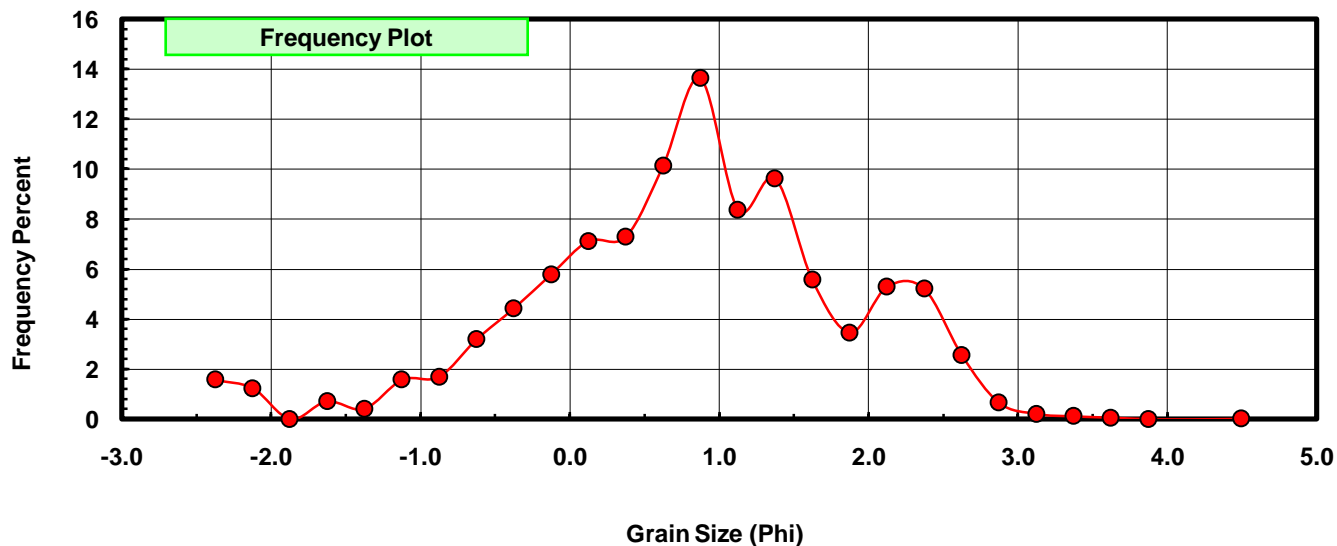
| Sieve Size (phi) | Sieve Midpt (phi) | Weight (grams) | Freq Weight % | Cumulative Weight % |
|------------------|-------------------|----------------|---------------|---------------------|
| -2.25 | -2.375 | 0.355 | 1.583 | 1.583 |
| -2.00 | -2.125 | 0.277 | 1.235 | 2.818 |
| -1.75 | -1.875 | 0.000 | 0.000 | 2.818 |
| -1.50 | -1.625 | 0.162 | 0.722 | 3.541 |
| -1.25 | -1.375 | 0.093 | 0.415 | 3.955 |
| -1.00 | -1.125 | 0.354 | 1.579 | 5.534 |
| -0.75 | -0.875 | 0.379 | 1.690 | 7.224 |
| -0.50 | -0.625 | 0.715 | 3.188 | 10.412 |
| -0.25 | -0.375 | 0.995 | 4.437 | 14.849 |
| 0.00 | -0.125 | 1.297 | 5.784 | 20.633 |
| 0.25 | 0.125 | 1.597 | 7.122 | 27.755 |
| 0.50 | 0.375 | 1.638 | 7.304 | 35.059 |
| 0.75 | 0.625 | 2.274 | 10.140 | 45.200 |
| 1.00 | 0.875 | 3.057 | 13.632 | 58.832 |
| 1.25 | 1.125 | 1.877 | 8.370 | 67.202 |
| 1.50 | 1.375 | 2.160 | 9.632 | 76.834 |
| 1.75 | 1.625 | 1.249 | 5.570 | 82.404 |
| 2.00 | 1.875 | 0.776 | 3.460 | 85.864 |
| 2.25 | 2.125 | 1.189 | 5.302 | 91.166 |
| 2.50 | 2.375 | 1.170 | 5.217 | 96.384 |
| 2.75 | 2.625 | 0.571 | 2.546 | 98.930 |
| 3.00 | 2.875 | 0.148 | 0.660 | 99.590 |
| 3.25 | 3.125 | 0.047 | 0.210 | 99.799 |
| 3.50 | 3.375 | 0.027 | 0.120 | 99.920 |
| 3.75 | 3.625 | 0.014 | 0.062 | 99.982 |
| 4.00 | 3.875 | 0.000 | 0.000 | 99.982 |
| 5.00 | 4.500 | 0.004 | 0.018 | 100.000 |

| Statistical Results | | | |
|---------------------|---------|---------------|-------------|
| Mean: | 0.7794 | phi | (0.5826 mm) |
| Standard Dev: | 1.0918 | phi-units | (0.4692 mm) |
| Skewness: | -0.4944 | dimensionless | |
| Kurtosis: | 3.3790 | dimensionless | |
| 5th Moment: | -4.7075 | dimensionless | |
| 6th Moment: | 18.9409 | dimensionless | |
| RARD * | 1.4009 | dimensionless | |
| Median | 0.7130 | phi | (0.61 mm) |

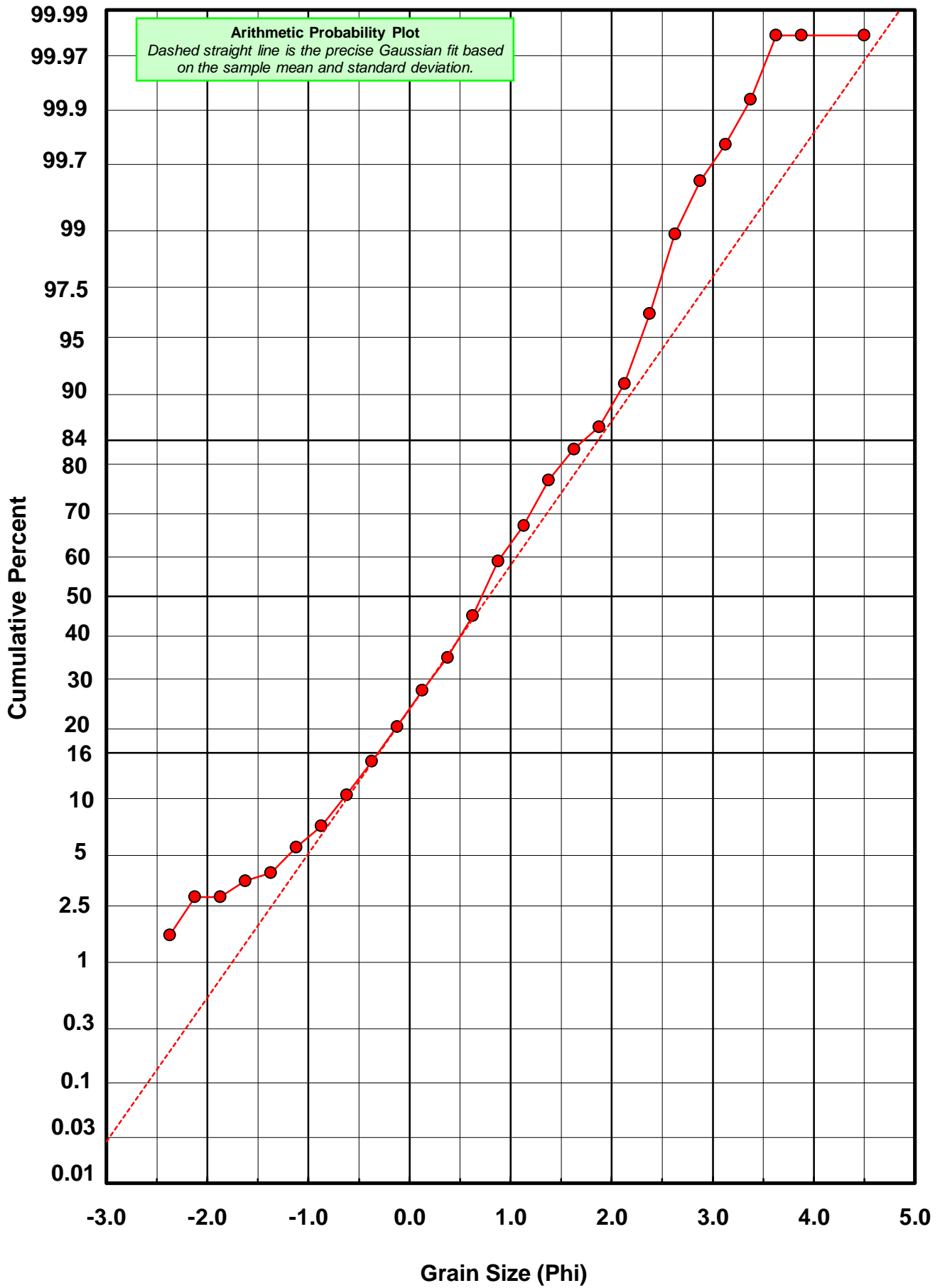
* RARD = reciprocal absolute relative dispersion (see below)

| Statistical Explanation | |
|---|--|
| Calculations based on the Method of Moments | |
| Skewness: 3rd Stand. Moment; Exact Gaussian = 0.0 | |
| Kurtosis: 4th Stand. Moment; Exact Gaussian = 3.0 | |
| For Further Explanation, See Basille et al. 2002 | |
| Millimeter data calculated by $mm = 2^{-(\phi)}$ | |

| Reciprocal Absolute Relative Dispersion (RARD) Scale | |
|--|---------------------------------------|
| < 0.5 | Excellent homogeneity (e.g., beaches) |
| 0.5 to 1.0 | Good homogeneity |
| 1.0 to 1.33 | Fair homogeneity |
| > 1.33 | Poor homogeneity (e.g., glacial) |



CH-05



Post-Digestion Grain Size Distribution

Onshore Grab Sample

Sample: CH-05

Total Digested Mass: 40.644 grams

% Silica: 64.4 %

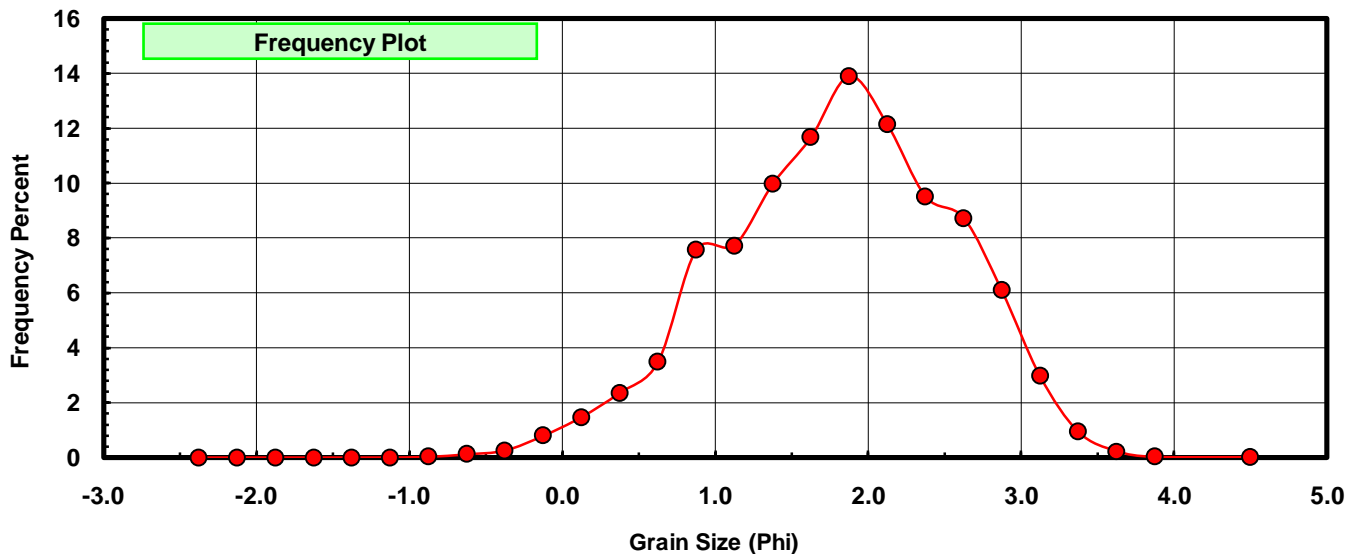
| Sieve Size (phi) | Sieve Midpt (phi) | Weight (grams) | Freq Weight % | Cumulative Weight % |
|------------------|-------------------|----------------|---------------|---------------------|
| -2.25 | -2.375 | 0.000 | 0.000 | 0.000 |
| -2.00 | -2.125 | 0.000 | 0.000 | 0.000 |
| -1.75 | -1.875 | 0.000 | 0.000 | 0.000 |
| -1.50 | -1.625 | 0.000 | 0.000 | 0.000 |
| -1.25 | -1.375 | 0.000 | 0.000 | 0.000 |
| -1.00 | -1.125 | 0.000 | 0.000 | 0.000 |
| -0.75 | -0.875 | 0.014 | 0.034 | 0.034 |
| -0.50 | -0.625 | 0.051 | 0.125 | 0.160 |
| -0.25 | -0.375 | 0.105 | 0.258 | 0.418 |
| 0.00 | -0.125 | 0.325 | 0.800 | 1.218 |
| 0.25 | 0.125 | 0.595 | 1.464 | 2.682 |
| 0.50 | 0.375 | 0.955 | 2.350 | 5.031 |
| 0.75 | 0.625 | 1.415 | 3.481 | 8.513 |
| 1.00 | 0.875 | 3.080 | 7.578 | 16.091 |
| 1.25 | 1.125 | 3.137 | 7.718 | 23.809 |
| 1.50 | 1.375 | 4.049 | 9.962 | 33.771 |
| 1.75 | 1.625 | 4.742 | 11.667 | 45.438 |
| 2.00 | 1.875 | 5.645 | 13.889 | 59.327 |
| 2.25 | 2.125 | 4.937 | 12.147 | 71.474 |
| 2.50 | 2.375 | 3.864 | 9.507 | 80.981 |
| 2.75 | 2.625 | 3.544 | 8.720 | 89.701 |
| 3.00 | 2.875 | 2.478 | 6.097 | 95.798 |
| 3.25 | 3.125 | 1.207 | 2.970 | 98.767 |
| 3.50 | 3.375 | 0.383 | 0.942 | 99.710 |
| 3.75 | 3.625 | 0.097 | 0.239 | 99.948 |
| 4.00 | 3.875 | 0.014 | 0.034 | 99.983 |
| 5.00 | 4.500 | 0.007 | 0.017 | 100.000 |

| Statistical Results | | | |
|---------------------|---------|---------------|-------------|
| Mean: | 1.7929 | phi | (0.2886 mm) |
| Standard Dev: | 0.7652 | phi-units | (0.5884 mm) |
| Skewness: | -0.2457 | dimensionless | |
| Kurtosis: | 2.7030 | dimensionless | |
| 5th Moment: | -1.9693 | dimensionless | |
| 6th Moment: | 11.8427 | dimensionless | |
| RARD * | 0.4268 | dimensionless | |
| Median | 1.7071 | phi | (0.3063 mm) |

* RARD = reciprocal absolute relative dispersion (see below)

| Statistical Explanation | |
|---|--|
| Calculations based on the Method of Moments | |
| Skewness: 3rd Stand. Moment; Exact Gaussian = 0.0 | |
| Kurtosis: 4th Stand. Moment; Exact Gaussian = 3.0 | |
| For Further Explanation, See Basille et al. 2002 | |
| Millimeter data calculated by $mm = 2^{-(\phi)}$ | |

| Reciprocal Absolute Relative Dispersion (RARD) Scale | |
|--|---------------------------------------|
| < 0.5 | Excellent homogeneity (e.g., beaches) |
| 0.5 to 1.0 | Good homogeneity |
| 1.0 to 1.33 | Fair homogeneity |
| > 1.33 | Poor homogeneity (e.g., glacial) |



CH-05

