

Onshore Grab Sample

Sample: MO-29-BB
Sample Taken By: D. Phelps
Sample Collected On: 4/14/10
Splits? N/A

County: Monroe
Latitude: 24° 32' 49.5"
Longitude: 81° 47' 13.9"
Datum: WGS 84
Surf. Elev: N/A
Datum: N/A

Fine Data Summary

Total Sample Weight	59.562 grams
Total Fines in Sample	1.047 grams
Total Percent Fines	1.73 %

Dry Sieving Summary

Total Sample Weight	58.490 grams
Total Digested Weight	34.542 grams
Total Carbonate Weight	23.948 grams
Total Silica %	59.06 %
Total Carbonate %	40.94 %
Carbonate/Silica Ratio	0.693

General Comments:

None

Description

Worked By: M. Ladle

Pre-Digestion Grain Size Distribution

Onshore Grab Sample

Sample: MO-29-BB

Total Sample Mass: 58.490 grams

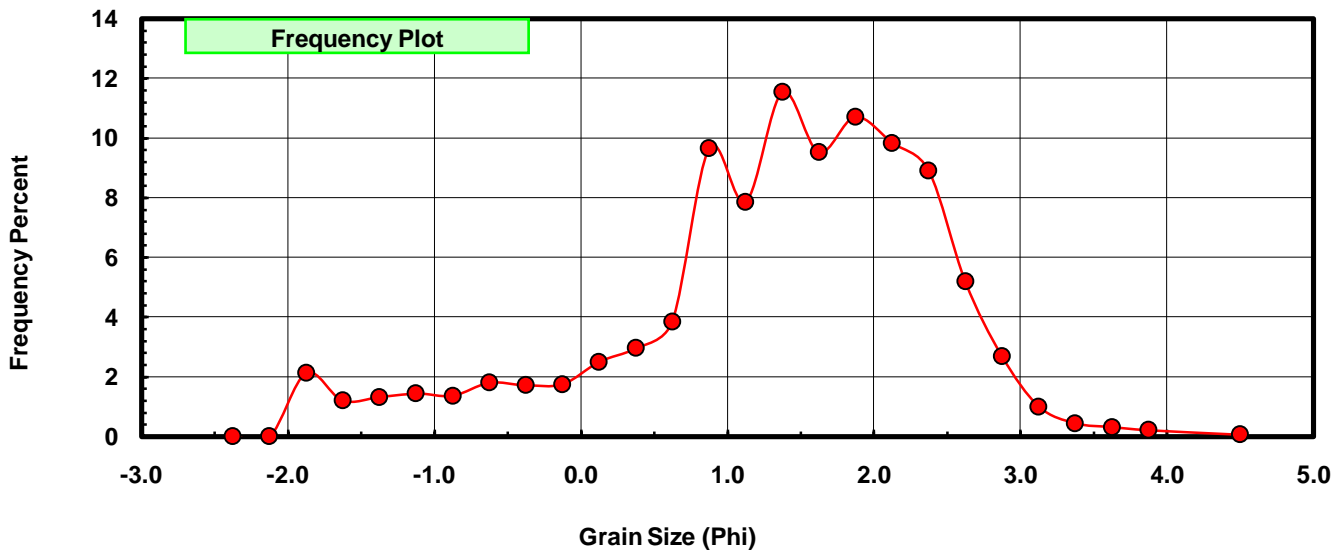
Sieve Size (phi)	Sieve Midpt (phi)	Weight (grams)	Freq Weight %	Cumulative Weight %
-2.25	-2.375	0.000	0.000	0.000
-2.00	-2.125	0.000	0.000	0.000
-1.75	-1.875	1.243	2.125	2.125
-1.50	-1.625	0.707	1.209	3.334
-1.25	-1.375	0.774	1.323	4.657
-1.00	-1.125	0.843	1.441	6.098
-0.75	-0.875	0.796	1.361	7.459
-0.50	-0.625	1.058	1.809	9.268
-0.25	-0.375	1.005	1.718	10.986
0.00	-0.125	1.023	1.749	12.736
0.25	0.125	1.464	2.503	15.239
0.50	0.375	1.731	2.959	18.198
0.75	0.625	2.255	3.855	22.053
1.00	0.875	5.652	9.663	31.717
1.25	1.125	4.598	7.861	39.578
1.50	1.375	6.747	11.535	51.113
1.75	1.625	5.566	9.516	60.629
2.00	1.875	6.263	10.708	71.337
2.25	2.125	5.748	9.827	81.164
2.50	2.375	5.205	8.899	90.063
2.75	2.625	3.038	5.194	95.257
3.00	2.875	1.576	2.694	97.952
3.25	3.125	0.588	1.005	98.957
3.50	3.375	0.258	0.441	99.398
3.75	3.625	0.185	0.316	99.714
4.00	3.875	0.127	0.217	99.932
5.00	4.50	0.040	0.068	100.000

Statistical Results			
Mean:	1.3028	phi	(0.4053 mm)
Standard Dev:	1.1386	phi-units	(0.4542 mm)
Skewness:	-0.9106	dimensionless	
Kurtosis:	3.6509	dimensionless	
5th Moment:	-6.5886	dimensionless	
6th Moment:	20.4285	dimensionless	
RARD *	0.8740	dimensionless	
Median	1.3509	phi	(0.3921 mm)

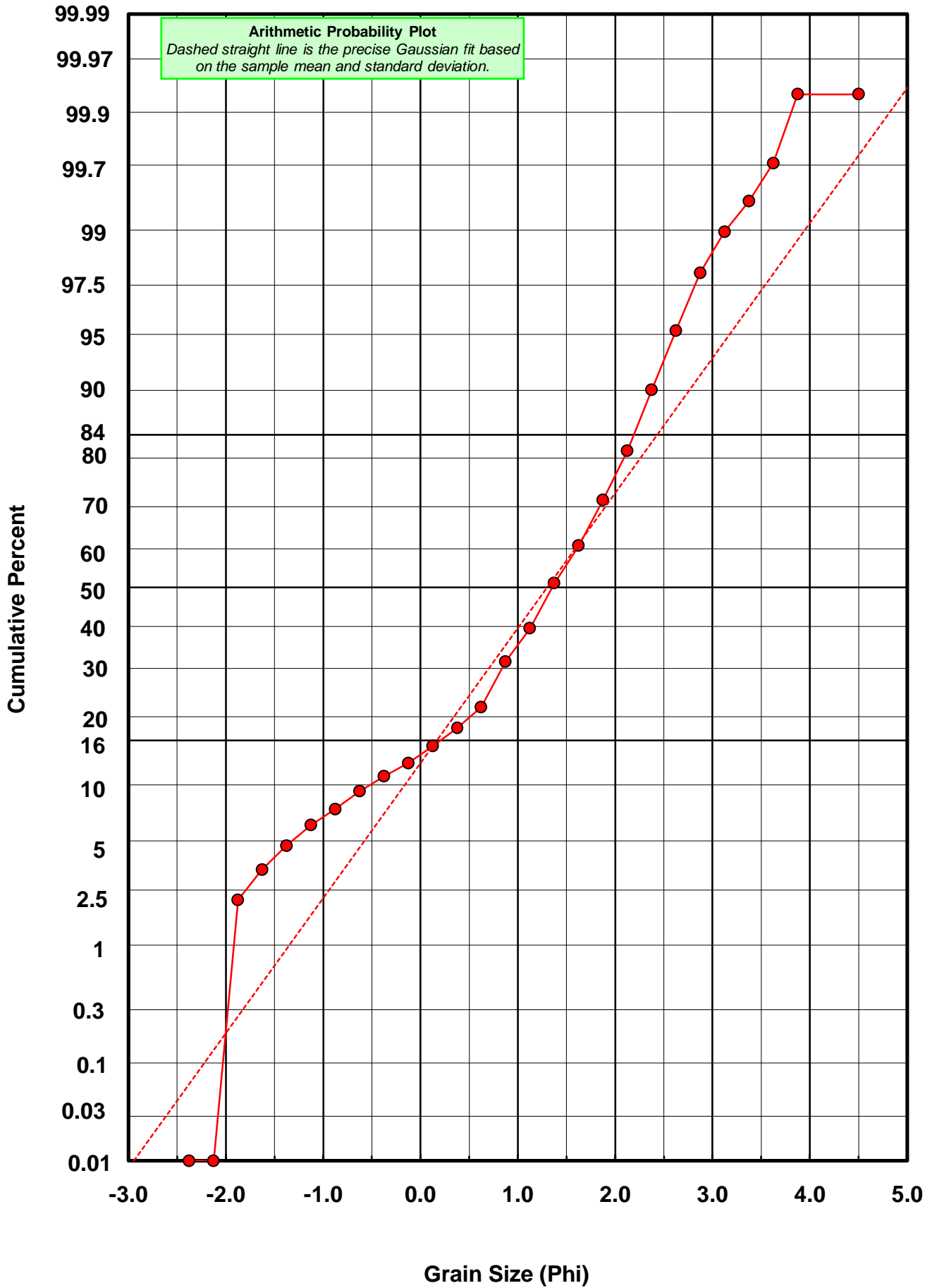
* RARD = reciprocal absolute relative dispersion (see below)

Statistical Explanation	
Calculations based on the Method of Moments	
Skewness: 3rd Stand. Moment; Exact Gaussian = 0.0	
Kurtosis: 4th Stand. Moment; Exact Gaussian = 3.0	
For Further Explanation, See Basille et al. 2002	
Millimeter data calculated by $mm = 2^{-(\phi)}$	

Reciprocal Absolute Relative Dispersion (RARD) Scale	
< 0.5	Excellent homogeneity (e.g., beaches)
0.5 to 1.0	Good homogeneity
1.0 to 1.33	Fair homogeneity
> 1.33	Poor homogeneity (e.g., glacial)



MO-29-BB



Carbonate Grain Size Distribution

Onshore Grab Sample

Sample: MO-29-BB

Total Carbonate Mass: 23.948 grams

% Carbonate: 40.9 %

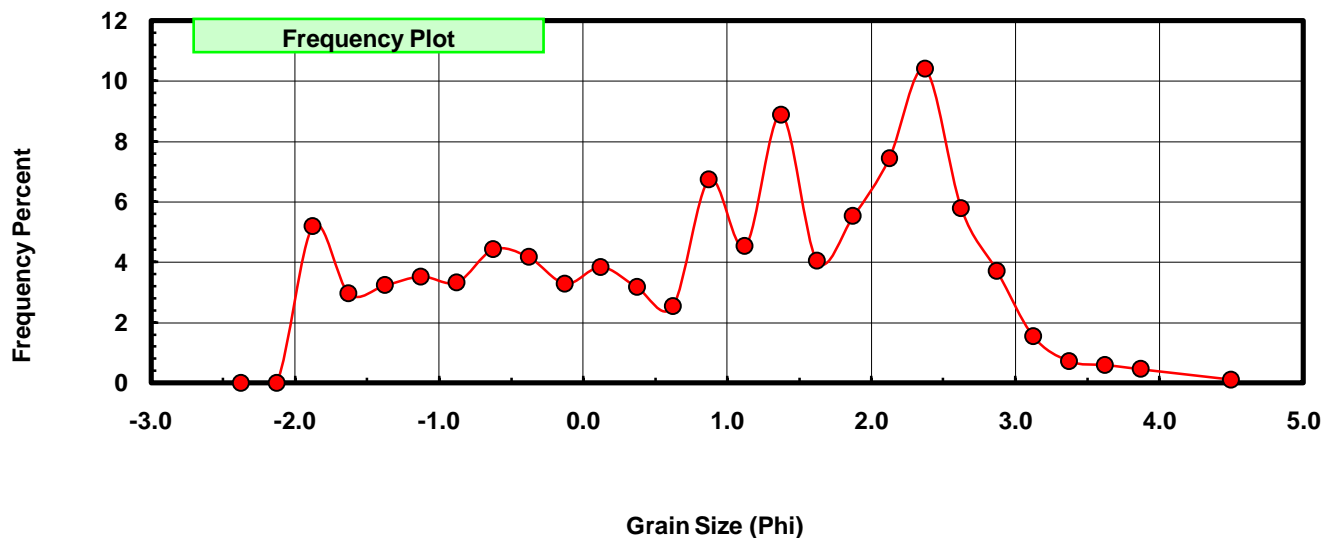
Sieve Size (phi)	Sieve Midpt (phi)	Weight (grams)	Freq Weight %	Cumulative Weight %
-2.25	-2.375	0.000	0.000	0.000
-2.00	-2.125	0.000	0.000	0.000
-1.75	-1.875	1.243	5.190	5.190
-1.50	-1.625	0.707	2.952	8.143
-1.25	-1.375	0.774	3.232	11.375
-1.00	-1.125	0.843	3.520	14.895
-0.75	-0.875	0.796	3.324	18.219
-0.50	-0.625	1.058	4.418	22.637
-0.25	-0.375	0.998	4.167	26.804
0.00	-0.125	0.787	3.286	30.090
0.25	0.125	0.917	3.829	33.919
0.50	0.375	0.757	3.161	37.080
0.75	0.625	0.606	2.530	39.611
1.00	0.875	1.613	6.735	46.346
1.25	1.125	1.082	4.518	50.864
1.50	1.375	2.127	8.882	59.746
1.75	1.625	0.968	4.042	63.788
2.00	1.875	1.321	5.516	69.304
2.25	2.125	1.779	7.429	76.733
2.50	2.375	2.489	10.393	87.126
2.75	2.625	1.382	5.771	92.897
3.00	2.875	0.885	3.696	96.593
3.25	3.125	0.369	1.541	98.133
3.50	3.375	0.172	0.718	98.852
3.75	3.625	0.141	0.589	99.440
4.00	3.875	0.109	0.455	99.896
5.00	4.500	0.025	0.104	100.000

Statistical Results			
Mean:	0.9062	phi	(0.5336 mm)
Standard Dev:	1.5187	phi-units	(0.349 mm)
Skewness:	-0.3252	dimensionless	
Kurtosis:	1.9215	dimensionless	
5th Moment:	-1.1775	dimensionless	
6th Moment:	4.8361	dimensionless	
RARD *	1.6759	dimensionless	
Median	1.0772	phi	(0.474 mm)

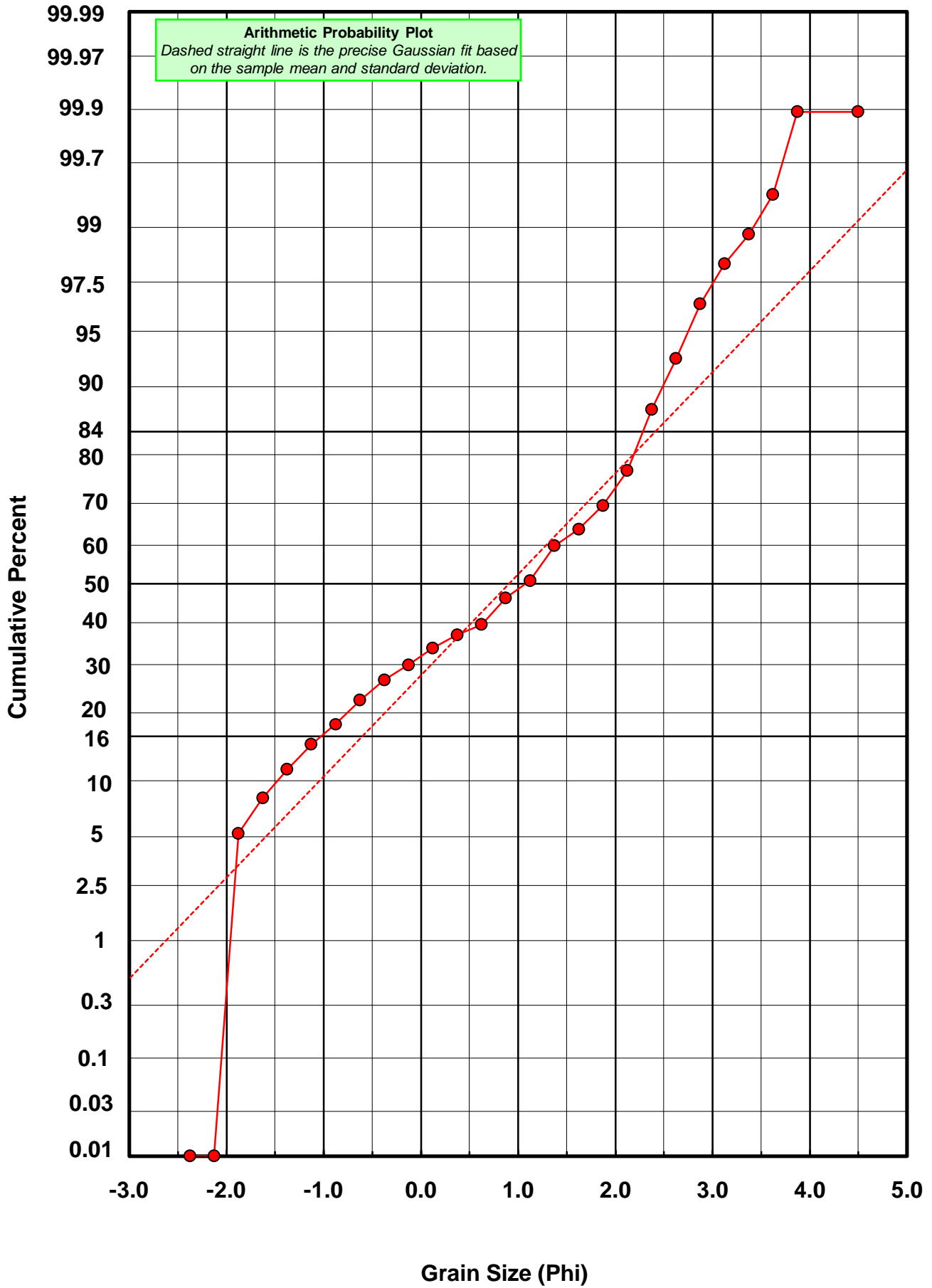
* RARD = reciprocal absolute relative dispersion (see below)

Statistical Explanation	
Calculations based on the Method of Moments	
Skewness: 3rd Stand. Moment; Exact Gaussian = 0.0	
Kurtosis: 4th Stand. Moment; Exact Gaussian = 3.0	
For Further Explanation, See Basille et al. 2002	
Millimeter data calculated by $mm = 2^{(-\phi)}$	

Reciprocal Absolute Relative Dispersion (RARD) Scale	
< 0.5	Excellent homogeneity (e.g., beaches)
0.5 to 1.0	Good homogeneity
1.0 to 1.33	Fair homogeneity
> 1.33	Poor homogeneity (e.g., glacial)



MO-29-BB



Post-Digestion Grain Size Distribution

Onshore Grab Sample

Sample: MO-29-BB

Total Digested Mass: 34.542 grams

% Silica: 59.1 %

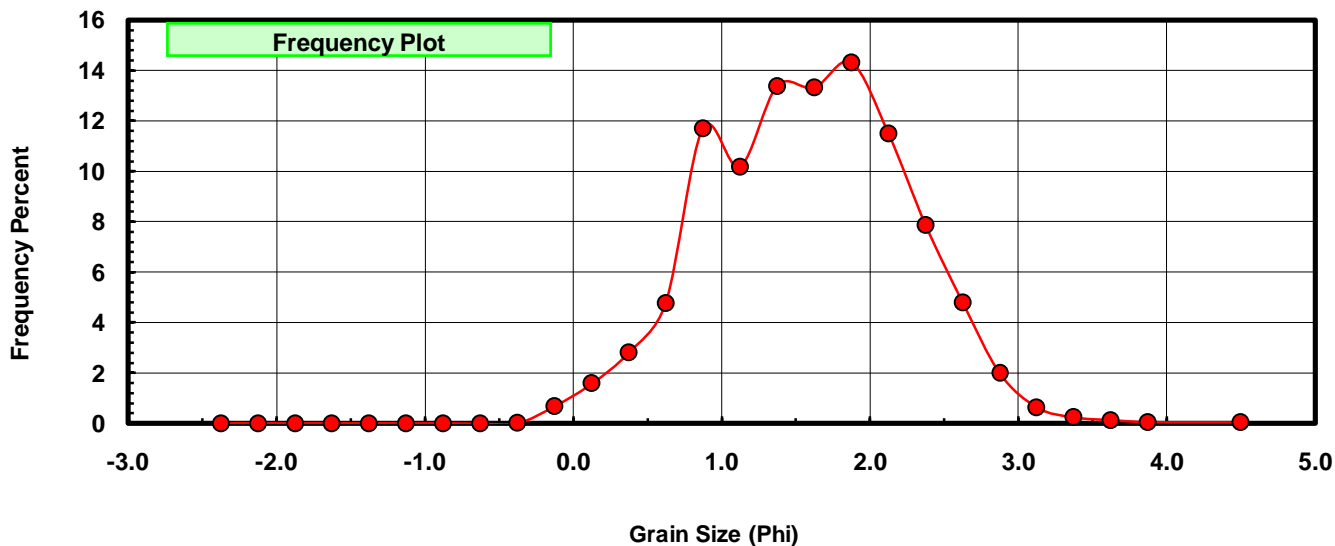
Sieve Size (phi)	Sieve Midpt (phi)	Weight (grams)	Freq Weight %	Cumulative Weight %
-2.25	-2.375	0.000	0.000	0.000
-2.00	-2.125	0.000	0.000	0.000
-1.75	-1.875	0.000	0.000	0.000
-1.50	-1.625	0.000	0.000	0.000
-1.25	-1.375	0.000	0.000	0.000
-1.00	-1.125	0.000	0.000	0.000
-0.75	-0.875	0.000	0.000	0.000
-0.50	-0.625	0.000	0.000	0.000
-0.25	-0.375	0.007	0.020	0.020
0.00	-0.125	0.236	0.683	0.703
0.25	0.125	0.547	1.584	2.287
0.50	0.375	0.974	2.820	5.107
0.75	0.625	1.649	4.774	9.881
1.00	0.875	4.039	11.693	21.574
1.25	1.125	3.516	10.179	31.753
1.50	1.375	4.620	13.375	45.128
1.75	1.625	4.598	13.311	58.439
2.00	1.875	4.942	14.307	72.746
2.25	2.125	3.969	11.490	84.237
2.50	2.375	2.716	7.863	92.099
2.75	2.625	1.656	4.794	96.894
3.00	2.875	0.691	2.000	98.894
3.25	3.125	0.219	0.634	99.528
3.50	3.375	0.086	0.249	99.777
3.75	3.625	0.044	0.127	99.904
4.00	3.875	0.018	0.052	99.957
5.00	4.500	0.015	0.043	100.000

Statistical Results			
Mean:	1.5778	phi	(0.335 mm)
Standard Dev:	0.6738	phi-units	(0.6269 mm)
Skewness:	0.0061	dimensionless	
Kurtosis:	2.7516	dimensionless	
5th Moment:	0.7641	dimensionless	
6th Moment:	13.8279	dimensionless	
RARD *	0.4270	dimensionless	
Median	1.4665	phi	(0.3619 mm)

* RARD = reciprocal absolute relative dispersion (see below)

Statistical Explanation	
Calculations based on the Method of Moments	
Skewness: 3rd Stand. Moment; Exact Gaussian = 0.0	
Kurtosis: 4th Stand. Moment; Exact Gaussian = 3.0	
For Further Explanation, See Basille et al. 2002	
Millimeter data calculated by $mm = 2^{-(\phi)}$	

Reciprocal Absolute Relative Dispersion (RARD) Scale	
< 0.5	Excellent homogeneity (e.g., beaches)
0.5 to 1.0	Good homogeneity
1.0 to 1.33	Fair homogeneity
> 1.33	Poor homogeneity (e.g., glacial)



MO-29-BB

